

Equity	Latest	% Chg	NSE Sect. Indices	Latest	% Chg
Nifty	8898	-0.02	NIFTY IT	10806.20	0.60
Sensex	28832	-0.03	NIFTY BANK	20495.60	(0.31)
DowJones	21006	0.01	NIFTY 500	7696.20	0.06
Nasdaq	5871	0.16	NIFTY FMCG	22280.70	(0.61)
Hangseng	23585	0.14	NIFTY INFRA	2965.55	0.42
Shanghai	3229	0.34	NIFTY AUTO	9680.50	(0.26)
Nikkei	6968	-0.47	NIFTY ENERGY	11305.05	1.19
Strait Times	3115	-0.27	NIFTY PHARMA	10614.05	0.69
Kospi	2078	-0.06	Advances / Declines	BSE	NSE
Taiwan	9672	0.25	Advances	1355	733
FTSE	7374	-0.11	Declines	1484	906
CAC	4995	0.63	Unchanged	168	87
DAX	12027	-0.27	Total	3007	1726

Nifty Gainers		
Company	Price(Rs)	Chg(%)
INFRADEL	307.60	6.14
HINDALCO	198.85	4.96
GAIL	519.30	3.53
GRASIM	1021.55	2.66
RELIANCE	1258.60	1.77

Nifty Losers		
Company	Price(Rs)	Chg(%)
BOSCHLTD	21130.00	(2.21)
HDFC	1370.50	(2.04)
AMBUJACEM	225.05	(1.55)
ASIANPAINT	1015.00	(1.34)
EICHERMOT	23168.00	(1.20)

Vol. Shockers	Last Day (Lakh)	2 Wk Avg. (Lakh)	Vol. Ch. (Times)
GEOMETRIC	10.28	1.2	9
MAHLIFE	4.12	0.5	8
APOLLOHOSP	6.87	0.9	8
LTTTS	1.02	0.1	8
VISTAPH	25.77	3.7	7

Indian Forex	Closing	Chg	% Chg
USD/INR	66.835	0.092	0.14
GBP/INR	81.960	(0.027)	(0.03)
EUR/INR	70.351	0.043	0.06
JPY/INR	58.550	0.050	0.09

Precious Metal	Closing	Chg (Rs.)
Gold (Rs/10gm)	29063	(271)
Silver (Rs/1kg)	42500	(815)

Commodities	Price	% Chg.
Crude (US\$/BBL)	53.3	1.10
Brent (US\$/BBL)	55.9	1.25
Gold (US/oz)	1226.5	(0.45)
Silver (US\$/oz)	17.7	(0.22)
Copper (US\$/MT)	5910.0	(1.40)
Alum (US\$/MT)	1909.0	(1.04)
Zinc(US\$/MT)	2796.0	(1.72)

ADR	Cl. Values	% Chg.
ICICI Bank	8.34	0.36
HDFC Bank	71.61	(0.15)
Infosys	15.38	0.65
Tata Steel Ltd	14.42	[0]
Dr. Deddy's Labs	43.12	0.09
Wipro	9.86	(0.30)
Tata Motors	34.81	0.49

Market Sensor

U.S. stocks were slightly higher as talks from Fed Chair Janet Yellen commenced in Chicago. In market news, Fed Chair Janet Yellen has indicated the Federal Reserve to raise interest rates later this month as long as economic data on jobs and inflation holds. The Dow Jones Industrial Average was up 2.74 points, or 0.01 percent, to end at 21,005.71, the S&P 500 was up 1.2 points, or 0.05 percent, to 2,383.12 and the Nasdaq Composite was higher 9.53 points, or 0.16 percent, to 5,870.75.

Key domestic indices ended lower on profit booking and as investors weigh possibility of a US Fed rate hike as early as this month. The barometer index, the S&P BSE Sensex, fell 7.34 points or 0.03% to settle at 28,832.45. The Nifty 50 index fell 2.20 points or 0.02% to settle at 8,897.55. On Friday's trading session, FII's bought net Rs 1529.48 Cr in cash market whereas, DII sold net Rs. 737 Cr in cash segment.

Global News

❖The U.S. Federal Reserve's long-stalled 'liftoff' of interest rates may finally get airborne this year as policymakers from Chair Janet Yellen on Friday to regional leaders across the United States signalled that the era of easy money is drawing to a close. (Reuters)

❖Technology companies have been a driving force behind the U.S. stock market's recent record rally, and despite mounting evidence of stretched valuations the sector remains a top pick for investors expecting a wave of capital expenditures by U.S. corporations. (Reuters)

❖Look no further than Thursday's initial public offering of Snap Inc (SNAP.N) for a short course on why Donald Trump is highly unlikely to make his target of 3 percent annual economic growth. (Reuters)

❖Activity in China's services sector expanded at the slowest pace in four months in February, with new business still growing at a solid rate but increasing competition making it harder for companies to raise prices, a private survey showed. (Reuters)

❖Euro zone private sector business activity rose at its quickest pace in nearly six years in February, accelerating across all major economies with job creation reaching its fastest in almost a decade, surveys showed on Friday. (Reuters)

Economic News

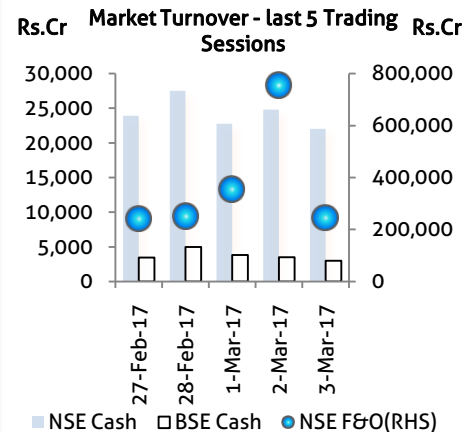
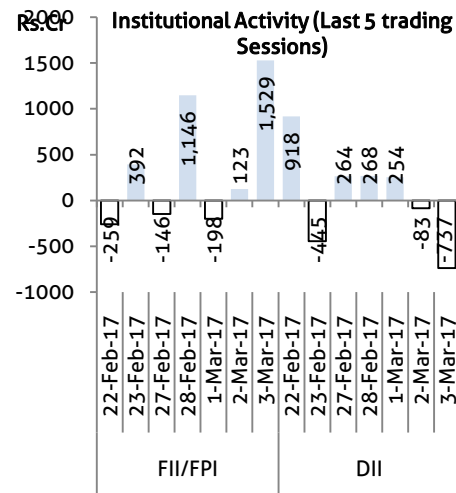
- ❖ Drug pricing regulator National Pharmaceutical Pricing Authority (NPPA) said "few more" medicines will come under the control as part of measures to provide relief to patients.
- ❖ Foreign investments in the services sector increased 77.6 per cent to \$ 7.55 billion in the first nine months of the current fiscal, helped by government steps to improve ease of doing business.
- ❖ Contrary to market perception, India's unemployment rate halved from 9.5 per cent in August 2016 to 4.8 per cent in February this year and among major states, a sharp decline was registered in Uttar Pradesh.
- ❖ Regulator Insurance Regulatory and Development Authority of India (Irdai) has proposed up to 50 per cent increase in insurance premium for cars, motor cycles as well as commercial vehicles from April 1.
- ❖ Iron ore shipments handled by the country's 12 major ports surged 169 per cent to 38.61 million tonnes (MT) in the April-January period of this financial year.
- ❖ Domestic coal gas can be used as a feedstock for producing urea and other chemicals that can help reduce the country's import bill by \$10 billion in five years and cut carbon emissions, a top official said.
- ❖ Finance Ministry has agreed in-principle to allow public sector banks to offer stock options to their employees from next financial year — a move aimed at retaining experienced hands with better incentives.
- ❖ Admitting to an instance of attempt to misuse biometrics data, the Unique identification Authority of India (UIDAI) on Sunday said that the information on individuals enrolled by it is safe and secure.
- ❖ An ASSOCHAM analysis revealed that the success of its flagship programme would boost the manufacturing sector in India, provided the government directs the 'Make in India' initiative towards import intensive items like electronic goods, machinery, steel and transport equipment.
- ❖ The government is reviewing the Scheme for Integrated Textile Parks (SITP) after a report found that the scheme failed to achieve its objectives and special purpose vehicles of the parks violated norms.

Domestic News

- ❖ IDFC will acquire 25 percent of the balance equity stake in IDFC Asset management Company and IDFC AMC Trustee from Natixis Global Asset Management for Rs 244.24 crore, through IDFC Financial Holding.
- ❖ Bharti Airtel signed an agreement with Millicom to combine their operations in Ghana with equal partnership and governance rights.
- ❖ Cipla will divest 100 percent of its animal health business in South Africa and Sub-Saharan Africa for Rs 191.6 crore.
- ❖ ARSS Infra JV Company gets order worth Rs140.5cr by Rail Vikas Nigam
- ❖ Coal India's another subsidiary, Central Coalfields, bought back of 5,21,000 equity shares for Rs 19,230 per share. The total amount of the buy back comes up to Rs 1,001.9 crore.
- ❖ Maruti Suzuki launched the Baleno RS, marking its entry into the high performance segment, price fixed at Rs 8.69 lakh ex-showroom Delhi. Maruti Suzuki is set to outpace the automobile sector once again, with the nation's largest carmaker expecting growth to hit double digits in fiscal 2017 and repeat the performance the following year as well.

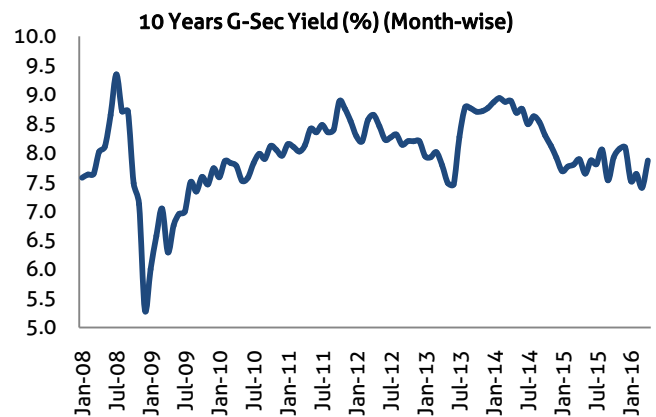
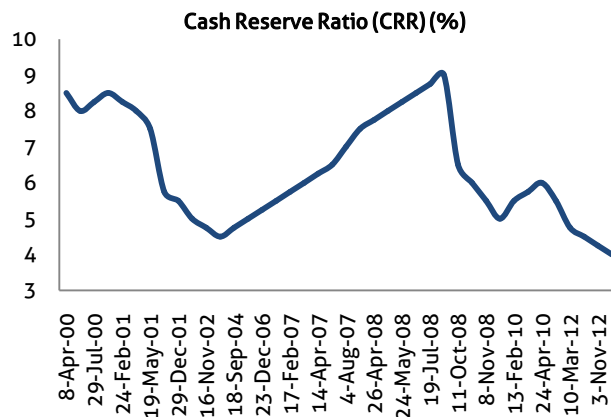
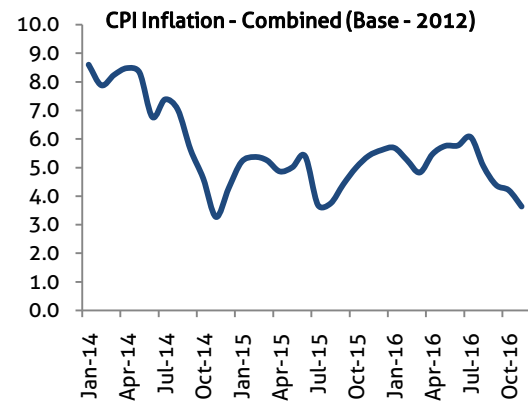
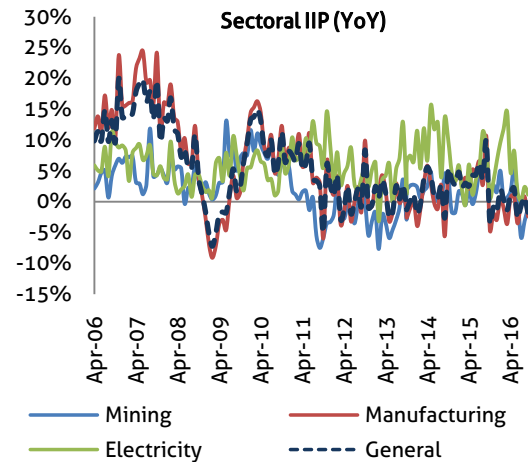
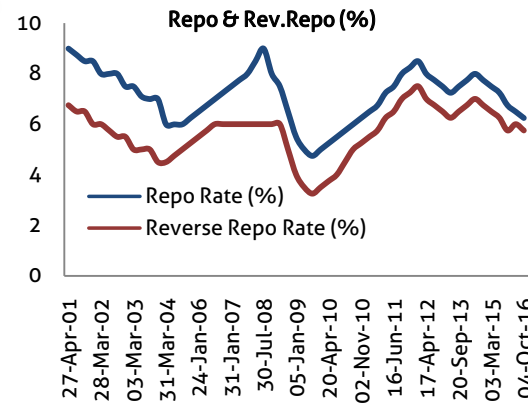
Global Forex	Closing	Chg	% Chg
EUR-USD	1.0606	(0.0014)	(0.00)
GBP-USD	1.2288	(0.0017)	(0.14)
USD-JPY	113.83	(0.2200)	(0.19)

Bond Markets	Closing	Chg
10-yr bond	7.34	0.70 bps
Interbank call	5.90	-5.58 bps



Domestic News (Cont...)

- ❖ The National Company Law Tribunal sanctioned its scheme of arrangement of JP Associates, which involves transfer of its identified cement plants to UltraTech Cement.
- ❖ Dr Reddy's acquired 100% stake in Imperial Credit, a Kolkata-based private non banking financial company, for Rs 2.1 crore.
- ❖ Shree Cement won a linkage in the state of Chhattisgarh with an allocated quantity of 60,000 tonne per annum at Rs 970 per tonne.
- ❖ The record date for shareholders of subsidiaries entitled to receive shares of SBI has been set to March 17, 2017, the company said in a statement.
- ❖ Tata Steel could be considering withdrawing from talks on a planned merger of its European business with German conglomerate Thyssenkrupp, British media reported on Sunday.
- ❖ Integrated (Mauritius) Healthcare Holdings, an arm of Malaysian sovereign fund Khazanah Nasional Bhd, offloaded a little over 6 per cent stake in Apollo Hospitals Enterprises for about Rs 1,070 crore through an open market transaction.
- ❖ The government is looking to sell a 51 per cent stake in state run Dredging Corporation of India. A Cabinet note has been prepared on this proposal and is being circulated among key ministries for comment, two senior government officials said.
- ❖ HDIL Finance Committee of the board at its meeting held on March 4, has decided to divest its 100 per cent shareholding of its wholly owned subsidiary company, Excel Arcade Private Limited.
- ❖ Deepak Nitrite QIP price fixed at Rs104 per share
- ❖ NLC India Ltd has firmed up plans to set up a pithead coal-based power project in Odisha with a capacity of 3,200 Mw.
- ❖ Realty sector's outlook remains negative for the next fiscal with housing sales expected to be muted due to high prices and significant delays in completion of projects, according to India Ratings and Research.
- ❖ The government is examining the possibility of country's largest steel maker Steel Authority of India Limited (SAIL) undertaking 'operation and maintenance' of ailing Monnet Ispat & Energy Ltd (MIEL) till the lenders are able to find a buyer for the company.
- ❖ Hitachi Electrical Appliances' plans to start exporting air-conditioner compressors to Sri Lanka, Saudi Arabia and Dubai.



Bulk Deal - NSE

Date	Security Name	Client Name	Buy/Sell	Traded Qty.	Price
3-Mar-17	Apollo Hospitals Ltd	INTEGRATED MAURITIUS HEALTHCARE HOLDINGS LIMITED	SELL	8439148	1267.5
3-Mar-17	Apollo Hospitals Ltd	DB INTERNATIONAL ASIA LIMITED	BUY	3926000	1267.0
3-Mar-17	Great Offshore Limited	METAL IMPORT PVT LTD	SELL	1566000	16.9
3-Mar-17	Energy Development Compan	DEVEN SURESH PATHAK	SELL	285120	39.0
3-Mar-17	Krishana Phoschem Limited	HEM FINLEASE PVT. LTD.	SELL	252000	35.3

Bulk Deal - BSE

Date	Security Name	Client Name	Buy/Sell	Traded Qty.	Price
3-Mar-17	SINTEX	PAM-A/C PLATINUM ASIA FUND	S	9,094,281	93.8
3-Mar-17	SINTEX	MERRILL LYNCH MARKETS SINGAPORE PTE. LTD.	B	5,700,000	93.8
3-Mar-17	GEOMETRIC	MANU PARPIA	S	1,000,000	259.5
3-Mar-17	GEOMETRIC	RELIANCE MUTUAL FUND	B	752,500	259.4
3-Mar-17	VISTAPH	PRADEEP KUMAR SAMALA	S	1,900,000	26.0

Corporate Actions

Scrip Code	Scrip Name	Ex-Date	Purpose	Record Date
539017	ASHFL	07-Mar-17	Bonus issue 1:1	08-Mar-17
500870	CASTROLIND	07-Mar-17	Special Dividend - Rs. - 2.0000	08-Mar-17
539428	TEJNAKSH	08-Mar-17	Bonus issue 1:1	09-Mar-17
532155	GAIL	09-Mar-17	Bonus issue 1:3	11-Mar-17
590043	HARITASEAT	09-Mar-17	Interim Dividend - Rs. - 3.0000	11-Mar-17
500010	HDFC	09-Mar-17		11-Mar-17
533353	IPRU1073	09-Mar-17	Temporary Suspension	10-Mar-17
533355	IPRU1074P	09-Mar-17	Temporary Suspension	10-Mar-17
533357	IPRU1304	09-Mar-17	Temporary Suspension	10-Mar-17
533359	IPRU1305P	09-Mar-17	Temporary Suspension	10-Mar-17
533360	IPRU1689	09-Mar-17	Temporary Suspension	10-Mar-17
535031	IPRU8063	09-Mar-17	Temporary Suspension	10-Mar-17
535032	IPRU8064	09-Mar-17	Temporary Suspension	10-Mar-17
524019	KINGFA	09-Mar-17	Right Issue of Equity Shares	10-Mar-17
537708	KOTAKNIFTY	09-Mar-17	Dividend On Mutual Fund	10-Mar-17
532985	KTKSENSEX	09-Mar-17	Dividend On Mutual Fund	10-Mar-17
532234	NATIONALUM	09-Mar-17	Interim Dividend - Rs. - 2.8000	10-Mar-17
506590	PHILIPCARB	09-Mar-17	Interim Dividend - Rs. - 6.0000	13-Mar-17
524667	SOTL	09-Mar-17	Interim Dividend - Rs. - 13.5000	10-Mar-17
537853	TFM46SB	09-Mar-17	Dividend On Mutual Fund	10-Mar-17
537853	TFM46SB	09-Mar-17	Redemption of Mutual Fund	10-Mar-17
537854	TFM46SC	09-Mar-17	Redemption of Mutual Fund	10-Mar-17

Global Economic Calendar

Date	Country	Indicator	Actual	Forecast
6-Mar-17	EUR	Sentix Investor Confidence (Mar)	18.5	17.4
6-Mar-17	USD	Factory Orders (MoM) (Jan)	1.00%	1.30%
7-Mar-17	GBP	BRC Retail Sales Monitor (YoY) (Feb)	0.20%	-0.60%
7-Mar-17	GBP	Halifax House Price Index (YoY) (Feb)	5.30%	5.70%
7-Mar-17	EUR	GDP (YoY) (Q4)	1.70%	1.70%
7-Mar-17	USD	Trade Balance (Jan)	-48.00B	-44.30B
8-Mar-17	USD	Consumer Credit (Jan)	17.00B	14.16B
8-Mar-17	JPY	Bank Lending (YoY) (Feb)		2.50%
8-Mar-17	JPY	Current Account n.s.a. (Jan)	0.239T	1.112T
8-Mar-17	JPY	GDP (YoY) (Q4)	1.60%	1.00%
8-Mar-17	CNY	Trade Balance (USD) (Feb)	25.00B	51.35B
8-Mar-17	JPY	Leading Index (MoM) (Jan)		2.60%
8-Mar-17	USD	MBA 30-Year Mortgage Rate		4.30%
8-Mar-17	USD	Nonfarm Productivity (QoQ) (Q4)	1.50%	1.30%
8-Mar-17	USD	Wholesale Inventories (MoM) (Jan)	-0.10%	-0.10%
9-Mar-17	GBP	RICS House Price Balance (Feb)	23%	25%
9-Mar-17	CNY	CPI (YoY) (Feb)	1.60%	2.50%
9-Mar-17	CNY	PPI (YoY) (Feb)	7.70%	6.90%
9-Mar-17	JPY	Machine Tool Orders (YoY)		3.50%
9-Mar-17	USD	Challenger Job Cuts (Feb)		45.9K
9-Mar-17	EUR	ECB Interest Rate Decision (Mar)	0.00%	0.00%
9-Mar-17	USD	Continuing Jobless Claims		2,066K
9-Mar-17	USD	Export Price Index (MoM) (Feb)	0.20%	0.10%
9-Mar-17	USD	Import Price Index (MoM) (Feb)	0.10%	0.40%
9-Mar-17	USD	Initial Jobless Claims		223K
10-Mar-17	JPY	PPI (YoY) (Jan)		-1.20%
10-Mar-17	GBP	Construction Output (YoY) (Jan)	0.10%	0.60%
10-Mar-17	GBP	Industrial Production (YoY) (Jan)	3.30%	4.30%
10-Mar-17	GBP	Trade Balance (Jan)	-11.05B	-10.89B
10-Mar-17	USD	Manufacturing Payrolls (Feb)	10.0K	5.0K
10-Mar-17	USD	Nonfarm Payrolls (Feb)	190K	227K
10-Mar-17	USD	Unemployment Rate (Feb)	4.70%	4.80%

Indian Economic Calendar

Date	Country	Indicator	Actual	Forecast
10-Mar-17	INR	Industrial Production (YoY) (Jan)		-0.40%

Research Team

Name	Designation	Email ID	Contact No.
Paras Bothra	President Equity Research	paras@ashikagroup.com	+91 22 6611 1704
Krishna Kumar Agarwal	Equity Research Analyst	krishna.a@ashikagroup.com	+91 33 4036 0646
Partha Mazumder	Equity Research Analyst	partha.m@ashikagroup.com	+91 33 4036 0647
Arijit Malakar	Equity Research Analyst	amalakar@ashikagroup.com	+91 33 4036 0644
Kapil Jagasia, CFA	Equity Research Analyst	kapil.j@ashikagroup.com	+91 22 6611 1715
Tirthankar Das	Technical & Derivative Analyst	tirthankar.d@ashikagroup.com	+91 33 4036 0645

SEBI Registration No. INH000000206

Disclosure

The Research Analysts and /or Ashika Stock Broking Limited do hereby certify that all the views expressed in this research report accurately reflect their views about the subject issuer(s) or securities. Moreover, they also certify the followings:-

- The Research Analyst or Ashika Stock Broking Limited or his/its Associates or his/its relative, has any financial interest in the subject company (ies) covered in this report. **Yes**
- The Research Analyst or Ashika Stock Broking Limited or his/its Associates or his/its relative, have actual/beneficial ownership of 1% or more in the subject company, at the end of the month immediately preceding the date of the publication of the research report. **No**
- The Research Analyst or Ashika Stock Broking Limited or his/its Associates or his/its relatives has any material conflict of interest at the time of publication of the research report. **No**
- The Research Analyst or Ashika Stock Broking Limited or his/its Associates have received compensation for investment banking or merchant banking or brokerage services or for product other than for investment banking or merchant banking or brokerage services from the companies covered in this report in the past 12 months. **No**
- The Research Analyst or Ashika Stock Broking Limited or his/its Associates have managed or co managed in the previous 12 months any private or public offering of securities for the company (ies) covered in this report. **No**
- The Research Analyst or Ashika Stock Broking Limited or his/its Associates have received any compensation or other benefits from the company (ies) covered in this report or any third party in connection with the Research Report. **No**
- The Research Analyst has served as an officer, director or employee of the company (ies) covered in the research report. **No**
- The Research Analyst or Ashika Stock Broking Limited has been engaged in Market making activity of the company (ies) covered in the research report. **No**

Disclaimer

This report is for the personal information of the authorized recipient and does not construe to be any investment, legal or taxation advice to you. Ashika Stock Broking Ltd. is not soliciting any action based upon it. This report is not for public distribution and has been furnished to you solely for your information and should not be reproduced or redistributed to any other person in any form. The report is based upon information that we consider reliable, but we do not represent that it is accurate or complete, and it should not be relied upon such. Ashika Stock Broking Ltd. or any of its affiliates or employees shall not be in anyway responsible for any loss or damage that may arise to any person from any inadvertent error in the information contained in this report. Ashika Stock Broking Ltd., or any of its affiliates or employees do not provide, at any time, any express or implied warranty of any kind, regarding any matter pertaining to this report, including without limitation the implied warranties of merchantability, fitness for a particular purpose, and non-infringement. The recipients of this report should rely on their own investigations.