

Date	Nifty Spot	Nifty Future	Pre / Dis	Nifty Future Curr. expiry OI	Nifty Future Total OI	PCR (OI)	VIX	Most Active Call	Most Active Put	P/E	Nifty P/B
16-Nov	10215	10,251	36.15	23,291,850	25,821,975	0.88	13.46	10300	10200	25.96	3.45
15-Nov	10118	10,154	36.30	24,212,550	26,326,050	0.78	14.27	10200	10300	25.72	3.41
Chg	0.96%	0.95%		-3.80%	-1.91%		-5.63%				

Nifty Options Data is for the expiry 30-Nov-17

CNX NIFTY



MARKET OVERVIEW

The India Volatility Index (VIX), a gauge for market's short term expectation of volatility decreased by 5.63% and reached 13.46.

Nifty November 2017 futures closed at 10250.90 on Thursday, at a premium of 36.15 points over spot closing of 10214.75.

Nifty December 2017 futures ended at 10286.50, at a premium of 71.75 points over spot closing.

Nifty November futures saw a contraction of 0.92 million (mn) units, taking the total outstanding open interest (OI) to 23.29 mn units.

The Nifty Put Call Ratio (PCR) finally stood at 0.88 for November month contract.

The top five scrips with highest PCR on OI were Godrej Consumer Products (3.70), JSW Energy (2.26), Dewan Housing Finance Corporation (1.33), Dalmia Bharat (1.29) and Infibeam Incorporation (1.27).

From the most active contracts, State Bank of India November 2017 futures traded at a premium of 1.10 point at 335.05 compared with spot closing of 333.95. The numbers of contracts traded were 20,907.

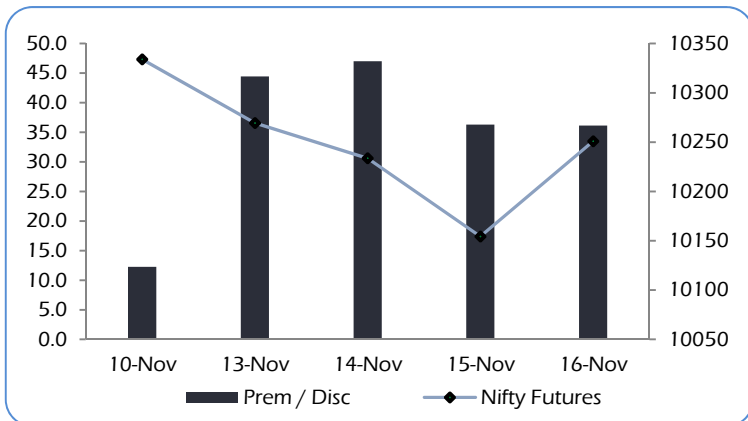
Infosys November 2017 futures traded at a premium of 0.70 points at 990.65 compared with spot closing of 989.95. The numbers of contracts traded were 19,160.

Reliance Infrastructure November 2017 futures traded at a premium of 0.15 points at 446.15 compared with spot closing of 446.00. The numbers of contracts traded were 17,758.

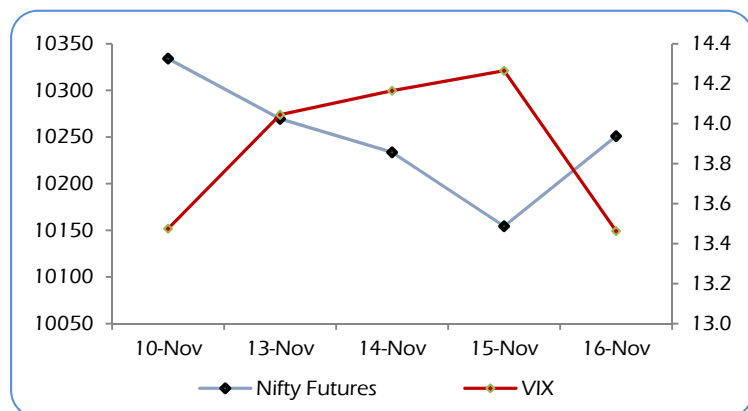
Reliance Industries November 2017 futures traded at a premium of 0.90 points at 906.15 compared with spot closing of 905.25. The numbers of contracts traded were 15,025.

Reliance Capital November 2017 futures traded at a premium of 1.75 points at 430.30 compared with spot closing of 428.55. The numbers of contracts traded were 14,218.

NIFTY PREMIUM / DISCOUNT



CNX NIFTY vs INDIA VIX



Nifty Call Options

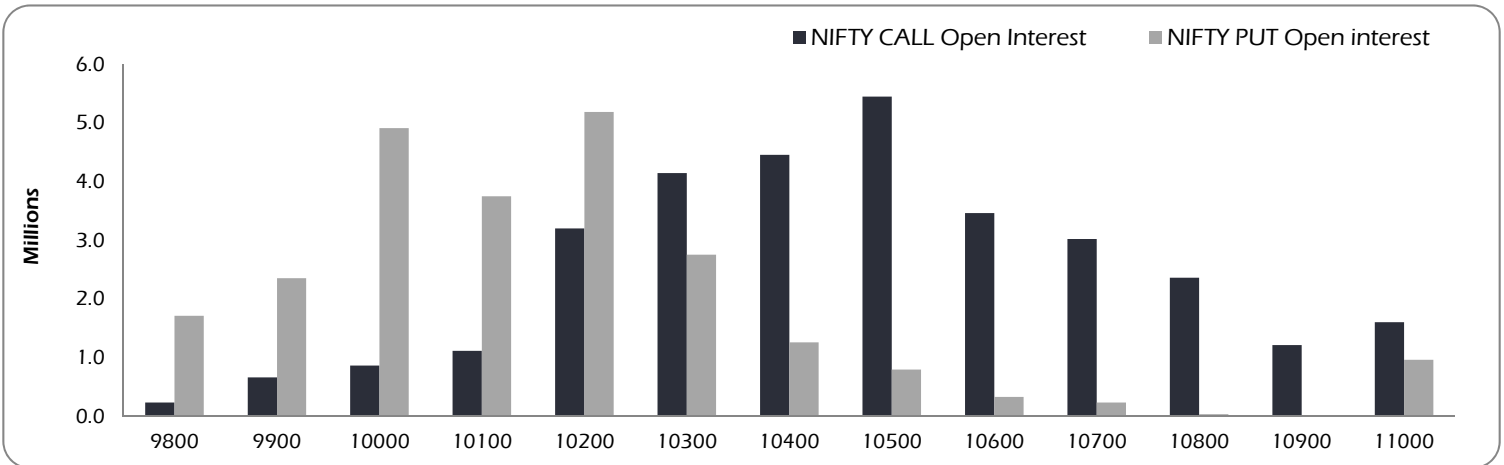
Strike	Nifty Call OI	Chg in OI	Curr. IV	Prev. IV	LTP	Net Chg
9800	236,475	-15825	17	16	451	79.1
9900	663,750	5775	16	15	361	81.7
10000	867,000	-93225	14	13	267	72.1
10100	1,117,200	-165300	13	12	183	55.0
10200	3,201,975	-191250	12	12	113	38.6
10300	4,145,925	-686100	11	12	63	23.2
10400	4,457,250	-588600	11.2	11.6	32.1	13.0
10500	5,448,975	-376125	11.4	11.9	15.3	6.1
10600	3,463,650	-138750	11.6	12.3	6.8	2.4
10700	3,022,875	-103575	12.3	13.2	3.6	0.8

Nifty Put Options

Strike	Nifty Put OI	Chg in OI	Curr. IV	Prev. IV	LTP	Net Chg
9800	1,714,725	-46425	17	14	7.5	-8.9
9900	2,356,200	153675	16	14	12.7	-14.9
10000	4,913,025	556950	14	13	22.0	-24.1
10100	3,750,375	495225	13	12	37.4	-36.9
10200	5,187,075	641625	12	11	64	-53.8
10300	2,756,775	-178425	11	10	110	-70.8
10400	1,262,025	-123150	11.2	8.7	175	-83.2
10500	796,725	-127875	11.4	-	257	-88.0
10600	331,350	-9075	11.6	-	344	-97.5
10700	236,475	-4575	12.3	-	448	-87.7

Nifty Options Data is for the expiry 30-Nov-17

OPEN INTEREST – NIFTY CALL & NIFTY PUT

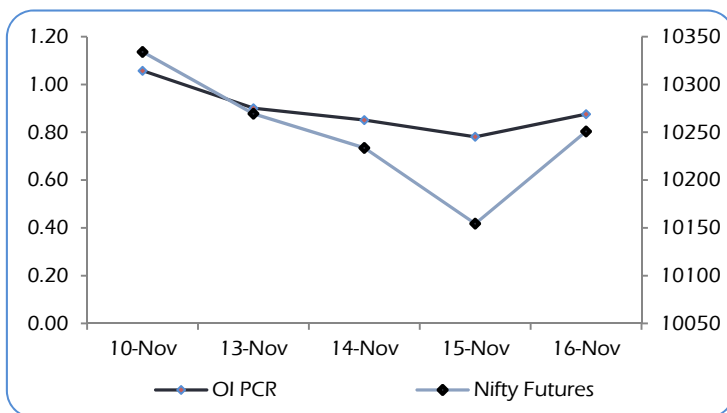


Nifty calls, 10300 SP from the November month expiry was the most active call with a contraction of 0.69 million open interests.

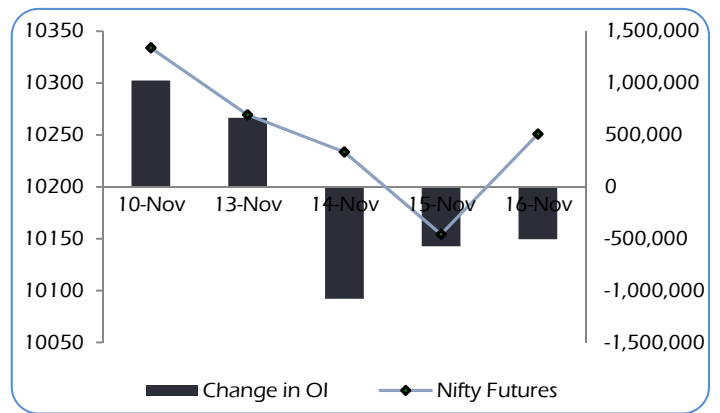
Nifty puts, 10200 SP from the November month expiry was the most active put with an addition of 0.64 million open interests.

The maximum OI outstanding for Calls was at 10500 SP (5.45 mn) and that for Puts was at 10200 SP (5.19 mn).

OI PCR, OI Value PCR vs NIFTY FUTURES



Change in OPEN INTEREST (Total) vs NIFTY FUTURES



NIFTY OPTIONS
Nifty Bullish Call Spread

Action	Strike	Premium	Max Profit	Max Loss
Buy	10200	122.45	46.35	53.65
Sell	10300	68.80		
Buy	10300	68.80	66.25	33.75
Sell	10400	35.05		
Buy	10200	122.45	112.60	87.40
Sell	10400	35.05		

Nifty Bearish Put Spread

Action	Strike	Premium	Max Profit	Max Loss
Buy	10300	102.00	56.90	43.10
Sell	10200	58.90		
Buy	10200	58.90	74.85	25.15
Sell	10100	33.75		
Buy	10300	102.00	131.75	68.25
Sell	10100	33.75		

Note: Above spread are provided for information purposes.

STOCK OPTIONS
Most Active Calls

Scrip	Strike Price	Price	Spot	Turnover (Rs Crs.)	Expiry
INFY	1000	13.10	988	365	30-Nov-17
INFY	980	22.60	988	250	30-Nov-17
RELIANCE	900	22.20	904	433	30-Nov-17
SBIN	340	8.60	333	449	30-Nov-17
SBIN	350	5.60	333	418	30-Nov-17

Most Active Puts

Scrip	Strike Price	Price	Spot	Turnover (Rs Crs.)	Expiry
INFY	940	2.85	988	140	30-Nov-17
INFY	960	5.85	988	122	30-Nov-17
RELINFRA	400	4.90	446	129	30-Nov-17
SBIN	330	7.60	333	220	30-Nov-17
SBIN	320	4.55	333	196	30-Nov-17

STOCK FUTURES
LONG BUILDUP (Price rise OI rise)

Stock	CMP	Price Chg	OI Chg	(NSE+BSE) %Delivery	Recovery
MANAPPURAM	104	9.0%	12.9%	33%	9%
INDIANB	413	5.4%	13.4%	19%	7%
JISLJALEOS	106	5.3%	10.0%	37%	4%
UNIONBANK	174	5.3%	3.7%	16%	6%
VOLTAS	614	5.2%	29.4%	19%	5%

SHORT BUILDUP (Price fall OI rise)

Stock	CMP	Price chg	OI chg	(NSE+BSE) %Delivery	Fall from High
AMARAJABAT	793	-3.5%	0.2%	26%	5%
MGL	1088	-2.5%	12.9%	58%	4%
ADANIPORTS	397	-2.4%	3.2%	65%	3%
BIOCON	382	-2.4%	2.4%	22%	3%
GRASIM	1160	-1.6%	3.0%	77%	3%

SHORT UNWINDING (Price rise OI fall)

Stock	CMP	Price Chg	OI Chg	(NSE+BSE) %Delivery	Recovery
RCOM	12	15.8%	-10.3%	11%	21%
RELINFRA	446	6.7%	-4.8%	12%	8%
MUTHOOTFIN	458	6.5%	-5.2%	29%	6%
ORIENTBANK	130	5.0%	-0.3%	11%	6%
MARICO	304	4.9%	0.0%	57%	5%

LONG UNWINDING (Price fall OI fall)

Stock	CMP	Price chg	OI chg	(NSE+BSE) %Delivery	Fall from High
RNAVAL	42	-3.4%	-4.5%	17%	5%
CESC	1003	-1.3%	-1.2%	52%	2%
IBREALEST	210	-1.3%	0.0%	34%	3%
M&MFIN	438	-1.1%	-1.7%	41%	3%
BPCL	499	-1.1%	-0.4%	42%	2%

Long positions were witnessed in stocks like MANAPPURAM & INDIANB

Short positions were witnessed in stocks like AMARAJABAT & MGL

FII's ACTIVITY IN DERIVATIVES

16-Nov-17 Rs. Crs	Buy	Sell	Net	OI Value	% Chg	OI Contracts	% Chg
INDEX FUTURES	2,149	2,224	-75	25,740	-1.7%	326,274	-2.7%
INDEX OPTIONS	62,152	58,888	3263	88,734	2.6%	1,124,399	1.7%
TOTAL INDEX	64,301	61,112	3,189				
STOCK FUTURES	7,485	7,984	-499	69,840	0.9%	1,015,851	-0.3%
STOCK OPTIONS	6,983	6,996	-13	8,721	3.8%	124,368	2.2%
TOTAL STOCKS	14,468	14,980	-512				

NSE DERIVATIVES TURNOVER

Rs. Crs	16-Nov	15-Nov	% Chg	FII's Contribution
INDEX FUTURES	16,143	16,945	-5%	27%
INDEX OPTIONS	929,454	589,581	58%	13%
TOTAL INDEX	945,598	606,526	56%	
STOCK FUTURES	45,254	50,945	-11%	34%
STOCK OPTIONS	35,457	39,150	-9%	39%
TOTAL STOCKS	80,711	90,095	-10%	

FII's contribution to the total Derivatives turnover

15%

24%

DISCLAIMERS AND DISCLOSURES

LKP Sec. Ltd. (CIN-U67120MH1994PLC080039, www.lkpsc.com) and its affiliates are a full-fledged, brokerage and financing group. LKP was established in 1992 and is one of India's leading brokerage and distribution house. LKP is a corporate trading member of Bombay Stock Exchange Limited (BSE), National Stock Exchange of India Limited (NSE), MCX Stock Exchange Limited (MCX-SX). LKP along with its subsidiaries offers the most comprehensive avenues for investments and is engaged in the businesses including stock broking (Institutional and retail), merchant banking, commodity broking, depository participant, insurance broking and services rendered in connection with distribution of primary market issues and financial products like mutual funds etc.

LKP hereby declares that it has not defaulted with any stock exchange nor its activities were suspended by any stock exchange with whom it is registered in last five years. However, SEBI and Stock Exchanges have conducted the routine inspection and based on their observations have issued advice letters or levied minor penalty on LKP for certain operational deviations in ordinary/routine course of business. LKP has not been debarred from doing business by any Stock Exchange / SEBI or any other authorities; nor has its certificate of registration been cancelled by SEBI at any point of time.

LKP offers research services to clients. The analyst for this report certifies that all of the views expressed in this report accurately reflect his or her personal views about the subject company or companies and its or their securities, and no part of his or her compensation was, is or will be, directly or indirectly related to specific recommendations or views expressed in this report.

Other disclosures by LKP and its Research Analyst under SEBI (Research Analyst) Regulations, 2014 with reference to the subject company(s) covered in this report:-

Research Analyst or his/her relative's financial interest in the subject company. (NO)

LKP or its associates may have financial interest in the subject company.

LKP or its associates and Research Analyst or his/her relative's does not have any material conflict of interest in the subject company. The research Analyst or research entity (LKP) has not been engaged in market making activity for the subject company.

LKP or its associates may have actual/beneficial ownership of 1% or more securities of the subject company at the end of the month immediately preceding the date of publication of Research Report.

Research Analyst or his/her relatives have actual/beneficial ownership of 1% or more securities of the subject company at the end of the month immediately preceding the date of publication of Research Report: (NO)

LKP or its associates may have received any compensation including for investment banking or merchant banking or brokerage services from the subject company in the past 12 months.

LKP or its associates may have received compensation for products or services other than investment banking or merchant banking or brokerage services from the subject company in the past 12 months.

LKP or its associates may have received any compensation or other benefits from the Subject Company or third party in connection with the research report.

Subject Company may have been client of LKP or its associates during twelve months preceding the date of distribution of the research report and LKP may have co-managed public offering of securities for the subject company in the past twelve months.

Research Analyst has served as officer, director or employee of the subject company: (NO)

LKP and/or its affiliates may seek investment banking or other business from the company or companies that are the subject of this material. Our salespeople, traders, and other professionals may provide oral or written market commentary or trading strategies to our clients that reflect opinions that are contrary to the opinions expressed herein, and our proprietary trading and investing businesses may make investment decisions that may be inconsistent with the recommendations expressed herein.

In reviewing these materials, you should be aware that any or all of the foregoing, among other things, may give rise to real or potential conflicts of interest including but not limited to those stated herein. Additionally, other important information regarding our relationships with the company or companies that are the subject of this material is provided herein. This report is not directed to, or intended for distribution to or use by, any person or entity who is a citizen or resident of or located in any locality, state, country or other jurisdiction where such distribution, publication, availability or use would be contrary to law or regulation or which would subject LKP or its group companies to any registration or licensing requirement within such jurisdiction. Specifically, this document does not constitute an offer to or solicitation to any U.S. person for the purchase or sale of any financial instrument or as an official confirmation of any transaction to any U.S. person.

Unless otherwise stated, this message should not be construed as official confirmation of any transaction. No part of this document may be distributed in Canada or used by private customers in United Kingdom.

All trademarks, service marks and logos used in this report are trademarks or registered trademarks of LKP or its Group Companies. The information contained herein is not intended for publication or distribution or circulation in any manner whatsoever and any unauthorized reading, dissemination, distribution or copying of this communication is prohibited unless otherwise expressly authorized. Please ensure that you have read "Risk Disclosure Document for Capital Market and Derivatives Segments" as prescribed by Securities and Exchange Board of India before investing in Indian Securities Market. In so far as this report includes current or historic information, it is believed to be reliable, although its accuracy and completeness cannot be guaranteed.

All material presented in this report, unless specifically indicated otherwise, is under copyright to LKP. None of the material, nor its content, nor any copy of it, may be altered in any way, transmitted to, copied or distributed to any other party, without the prior express written permission of LKP