

### Market Round Up

Domestic indices opened on flat note in yesterday's session but saw profit booking pressure in initial hour of trading that dragged nifty towards 9120 levels. However, thereafter markets continued to consolidate in narrow band of 15-20 points with no clear direction and finally settled around 9139 levels down by 11 points.

- All the major indices closed on flat note in yesterday's session with no major changes in OI. Nifty fut. shed almost 1.10 lakh shares in OI and closed at 29 points premium.
- Fresh long positions were added in realty and infrastructure sector. Major buying interest was seen in stocks like hdil, pvr, dlf, igl, ceat and jswsteel.
- Short covering based buying was seen in stocks like ibrealest, infibeam, apollo tyre, gail, reliance and powergrid.
- Short accumulation was seen in stocks like ntpc, dcbbank, rcom, jswenergy, indianb and vedl.

Taking clues from strong global cues, today markets are expected to open on positive note but on higher side nifty will continue to see stiff resistance around 9200 levels. Overall nifty is stuck in broad range of 9080-9250 levels and any breakout from this range on either side will further set the direction of the markets for short term perspective.

### Recommendation

Script	Action	Initiation	Target	SL
ACC	BUY	Above 1515	1560	1498
TATAMTRDVR	BUY	Around 277	285	274

### FII Action (Rs. Crores)

	Buy	Sell	Net(Cr)	OI (Cr.)
Index Fut.	529.97	609.05	-79.08	22374.67
Index Opt	21581.24	20965.48	615.76	63818.40
Stock Fut.	5461.13	5501.35	-40.22	79564.80
Stock Opt	5442.01	5496.21	-54.20	6800.95
<b>Total</b>	<b>33014</b>	<b>32572</b>	<b>442</b>	<b>172559</b>

### Options

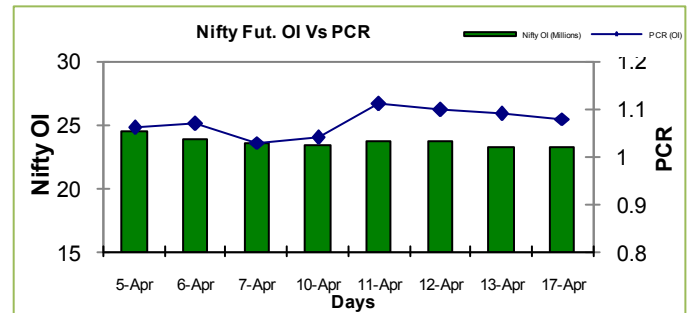
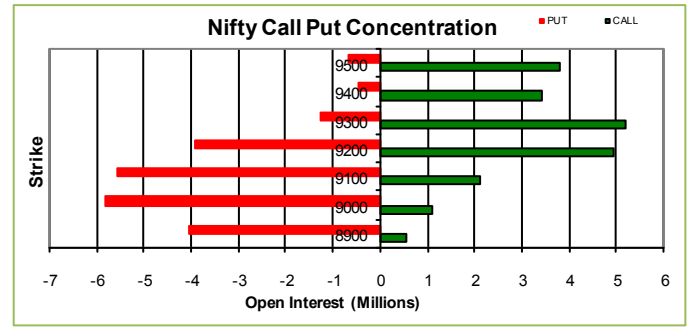
#### Most Active Nifty Options

Script	Strike Price	Option Type	Contract Traded	Open Interest
NIFTY	9100	PE	170348	5564250
NIFTY	9200	CE	162952	4955025
NIFTY	9300	CE	155253	5190150

#### Most Active Stock Options

RELIANCE	1400	CE	6190	1287500
DLF	170	CE	6068	3530000
HDIL	95	CE	3575	2504000

### F&O Statistics



### Nifty Futures Support / Resistance

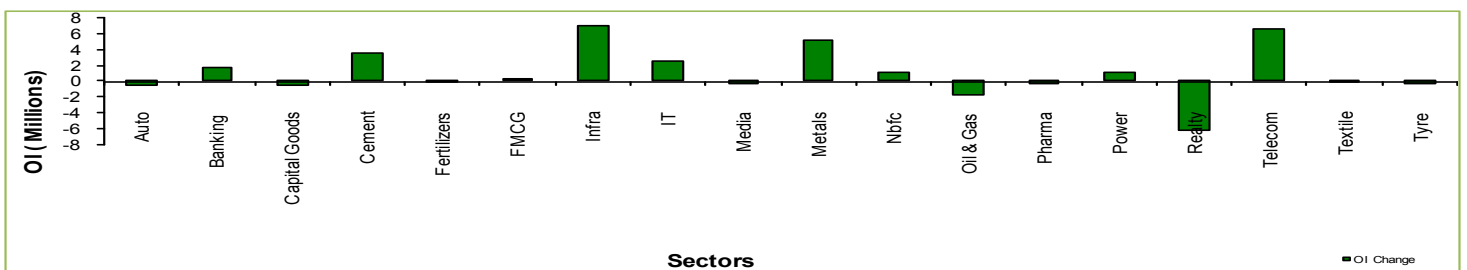
RESISTANCE	9186	9204
SUPPORT	9146	9124

### Gainers / Losers

Top OI Gainer				
Script	Cl. Price	OI Chg.	Price Chg	OI % Ch
DALMIABHA	2116.1	144900	-8.0	44.5
HDIL	93.5	4584000	7.5	19.0
PVR	1591.1	42000	22.7	17.7
ESCORTS	553.0	123200	3.9	13.9
DLF	173.4	4820000	12.8	13.7

Top OI Loser / Least Gainers				
Script	Cl. Price	OI Chg.	Price Chg	OI % Ch
BAJAJ-AUTO	2853.7	-63500	4.2	-4.3
SRF	1707.0	-44000	11.8	-4.6
INFIBEAM	1083.9	-96400	53.4	-7.2
TORNTPHARM	1469.1	-19600	8.4	-7.8
IBREALEST	147.8	-15500000	41.2	-39.7

### Sector OI Change



### TEAM

ANALYST	DESIGNATION	EMAIL	TELEPHONE
Aditya Agarwal	Head – Technical Research	<a href="mailto:aditya@way2wealth.com">aditya@way2wealth.com</a>	+91 22-61 462955
Harish Jujarey	Sr. Technical Analyst – Commodity	<a href="mailto:harishjujarey@way2wealth.com">harishjujarey@way2wealth.com</a>	+91 22-61 462952
Mohit Agarwal	Technical Analyst – Forex & Commodity	<a href="mailto:mohitk@way2wealth.com">mohitk@way2wealth.com</a>	+91 22-61 462954
Monil Shah, CMT	Technical Analyst – Equity & Forex	<a href="mailto:monilshah@way2wealth.com">monilshah@way2wealth.com</a>	+91 22-61 462980

#### Disclaimer

**Analyst Certification:** I, Aditya Agarwal, the research analyst and author of this report, hereby certify that the views expressed in this research report accurately reflect our personal views about the subject securities, issuers, products, sectors or industries. It is also certified that no part of the compensation of the analyst(s) was, is, or will be directly or indirectly related to the inclusion of specific recommendations or views in this research. The analyst(s), principally responsible for the preparation of this research report, receives compensation based on overall revenues of the company (Way2Wealth Brokers Private Limited, hereinafter referred to as Way2Wealth) and has taken reasonable care to achieve and maintain independence and objectivity in making any recommendations.

It is confirmed that Aditya Agarwal, the author of this report has not received any compensation from the companies mentioned in the report in the preceding 12 months. Our research professionals are paid in part based on the profitability of Way2Wealth, which include earnings from other business. Neither Way2Wealth nor its directors, employees, agents or representatives shall be liable for any damages whether direct or indirect, incidental, special or consequential including lost revenue or lost profits that may arise from or in connection with the use of the information contained in this report.

This report is for the personal information of the authorized recipient and does not construe to be any investment, legal or taxation advice to you. Way2Wealth is not soliciting any action based upon it. Nothing in this research shall be construed as a solicitation to buy or sell any security or product, or to engage in or refrain from engaging in any such transaction. The contents of this material are general and are neither comprehensive nor appropriate for every individual and are solely for the informational purposes of the readers. This material does not take into account the specific objectives, financial situation or needs of an individual/s or a Corporate/s or any entity/s.

This research has been prepared for the general use of the clients of the Way2Wealth and must not be copied, either in whole or in part, or distributed or redistributed to any other person in any form. If you are not the intended recipient you must not use or disclose the information in this research in any way. Though disseminated to all the customers simultaneously, not all customers may receive this report at the same time. Way2Wealth will not treat recipients as customers by virtue of their receiving this report. The distribution of this document in other jurisdictions may be restricted by the law applicable in the relevant jurisdictions and persons into whose possession this document comes should inform themselves about, and observe any such restrictions.

The report is based upon information obtained from sources believed to be reliable, but we do not make any representation or warranty that it is accurate, complete or up to date and it should not be relied upon as such. Way2Wealth or any of its affiliates or employees makes no warranties, either express or implied of any kind regarding any matter pertaining to this report, including, but not limited to warranties of suitability, fitness for a particular purpose, accuracy, timeliness, completeness or non-infringement. We accept no obligation to correct or update the information or opinions in it. Way2Wealth or any of its affiliates or employees shall not be in any way responsible for any loss or damage that may arise to any person from any inadvertent error in the information contained in this report. The recipients of this report should rely on their own investigations. In no event shall Way2Wealth be liable for any damages of any kind, including, but not limited to, indirect, special, incidental, consequential, punitive, lost profits, or lost opportunity, whether or not Way2Wealth has advised of the possibility of such damages.

This material contains statements that are forward-looking; such statements are based upon the current beliefs and expectations and are subject to significant risks and uncertainties. Actual results may differ from those set forth in the forward-looking statements. These uncertainties include but are not limited to: the risk of adverse movements or volatility in the securities markets or in interest or foreign exchange rates or indices; adverse impact from an economic slowdown; downturn in domestic or foreign securities and trading conditions or markets; increased competition; unfavourable political and diplomatic developments; change in the governmental or regulatory policies; failure of a corporate event and such others. This is not an offer to buy or sell or a solicitation of an offer to buy or sell any security or instrument or to participate in any particular trading strategy. No part of this material may be copied or duplicated in any form by any means or redistributed without the written consent of Way2Wealth. In no event shall any reader publish, retransmit, redistribute or otherwise reproduce any information provided by Way2Wealth in any format to anyone. Way2Wealth and its affiliates, officers, directors and employees including persons involved in the preparation or issuance of this report may from time to time have interest in securities / positions, financial or otherwise in the securities related to the information contained in this report.