

Market Round Up

Indices opened on positive note in yesterday session but were under profit booking mode since morning session that dragged nifty in negative zone. Thereafter for entire session nifty continued to trade in narrow band of 30-40 points with bit of negative biasness and finally closed around 8181 levels down by 17 points.

- Fresh long positions were added in bank nifty fut. in yesterday's session whereas nifty fut. saw long unwinding from higher levels.
- Short unwinding pressure was seen in nbfc and realty sector. Major covering was seen in stocks like ibrealest, bel, albk, divislab, bata and idfc.
- Buying positions were added in banking sector and stocks like escorts, indigo, suzlon, orientbank, yesbank and cummins.
- Dalmiabha, torntpower, reliance, wipro, equitas and pageind were some of the stocks that saw short accumulation.

Today markets are expected to open on flat note but thereafter it will continue to trade in narrow band of 9150-9220 levels with no clear direction. On lower end maximum put writing has been seen at 9000 and 9100 strike option and that will act as strong support in short term whereas on higher side call writing at 9300 will prove as immediate resistance for nifty and above that it can test 9380-9420 levels.

Recommendation

Script	Action	Initiation	Target	SL
DIVISLAB	BUY	Above 1192	1230	1175
SAIL	BUY	Around 67	69	66.20

FII Action (Rs. Crores)

	Buy	Sell	Net(Cr)	OI (Cr.)
Index Fut.	536.99	1048.05	-511.06	22443.23
Index Opt	21435.56	20898.53	537.03	59162.43
Stock Fut.	6190.24	5402.17	788.07	80489.37
Stock Opt	4960.13	4905.69	54.44	5412.79
Total	33123	32254	868	167508

Options

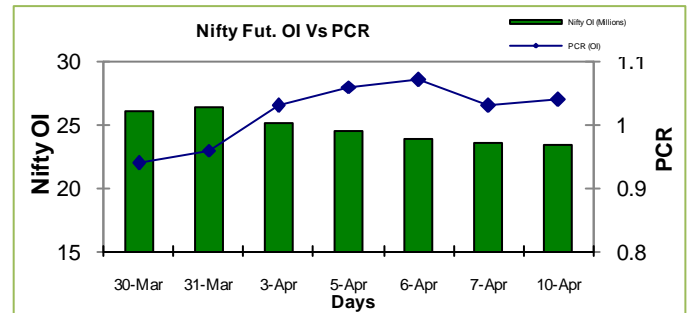
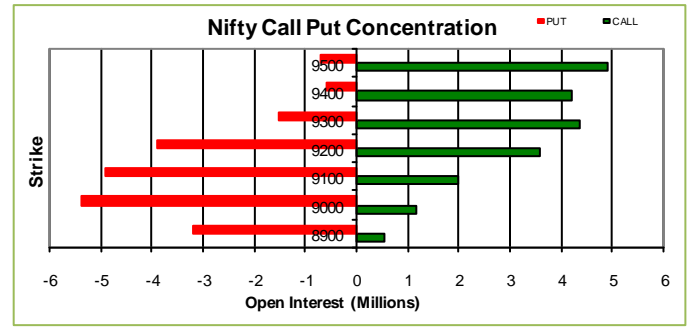
Most Active Nifty Options

Script	Strike Price	Option Type	Contract Traded	Open Interest
NIFTY	9200	PE	155254	3883050
NIFTY	9300	CE	153574	4346925
NIFTY	9200	CE	121819	3586275

Most Active Stock Options

RELIANCE	1500	CE	5090	1375000
RELIANCE	1400	PE	4330	621500
RELIANCE	1440	CE	3943	840000

F&O Statistics



Nifty Futures Support / Resistance

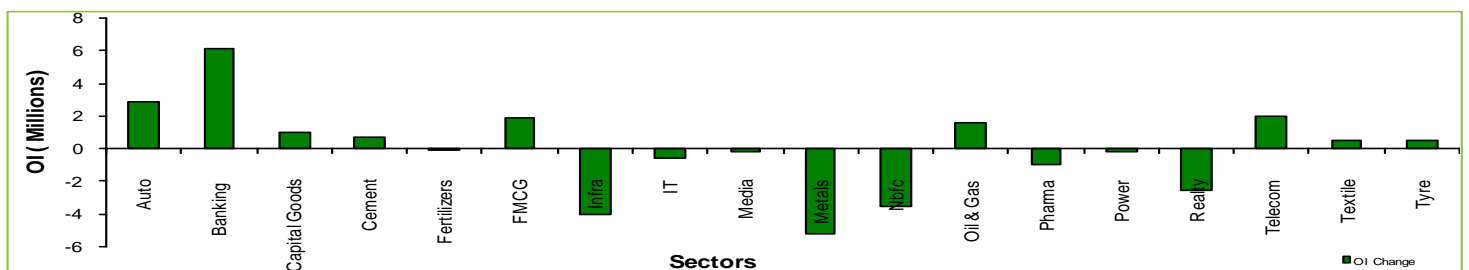
RESISTANCE	9240	9272
SUPPORT	9186	9163

Gainers / Losers

Top OI Gainer				
Script	Cl. Price	OI Chg.	Price Chg	OI % Ch
ESCORTS	548.6	315700	25.3	36.1
INDIGO	1093.3	190800	55.2	27.0
INDIANB	272.0	240000	0.6	22.1
SUZLON	19.5	22500000	0.6	19.8
ORIENTBANK	150.8	2166000	9.7	16.1

Top OI Loser / Least Gainers				
Script	Cl. Price	OI Chg.	Price Chg	OI % Ch
CADILAHC	451.9	-225600	-4.3	-6.0
ALBK	74.1	-1020000	1.5	-6.8
BEL	172.3	-1980000	4.6	-6.8
IBREALEST	89.8	-2180000	1.3	-7.5
HINDALCO	195.5	-3524500	1.8	-8.3

Sector OI Change



TEAM

ANALYST	DESIGNATION	EMAIL	TELEPHONE
Aditya Agarwal	Head – Technical Research	aditya@way2wealth.com	+91 22-61 462955
Harish Jujarey	Sr. Technical Analyst – Commodity	harishjujarey@way2wealth.com	+91 22-61 462952
Mohit Agarwal	Technical Analyst – Forex & Commodity	mohitk@way2wealth.com	+91 22-61 462954
Monil Shah, CMT	Technical Analyst – Equity & Forex	monilshah@way2wealth.com	+91 22-61 462980

Disclaimer

Analyst Certification: I, Aditya Agarwal, the research analyst and author of this report, hereby certify that the views expressed in this research report accurately reflect our personal views about the subject securities, issuers, products, sectors or industries. It is also certified that no part of the compensation of the analyst(s) was, is, or will be directly or indirectly related to the inclusion of specific recommendations or views in this research. The analyst(s), principally responsible for the preparation of this research report, receives compensation based on overall revenues of the company (Way2Wealth Brokers Private Limited, hereinafter referred to as Way2Wealth) and has taken reasonable care to achieve and maintain independence and objectivity in making any recommendations.

It is confirmed that Aditya Agarwal, the author of this report has not received any compensation from the companies mentioned in the report in the preceding 12 months. Our research professionals are paid in part based on the profitability of Way2Wealth, which include earnings from other business. Neither Way2Wealth nor its directors, employees, agents or representatives shall be liable for any damages whether direct or indirect, incidental, special or consequential including lost revenue or lost profits that may arise from or in connection with the use of the information contained in this report.

This report is for the personal information of the authorized recipient and does not construe to be any investment, legal or taxation advice to you. Way2Wealth is not soliciting any action based upon it. Nothing in this research shall be construed as a solicitation to buy or sell any security or product, or to engage in or refrain from engaging in any such transaction. The contents of this material are general and are neither comprehensive nor appropriate for every individual and are solely for the informational purposes of the readers. This material does not take into account the specific objectives, financial situation or needs of an individual/s or a Corporate/s or any entity/s.

This research has been prepared for the general use of the clients of the Way2Wealth and must not be copied, either in whole or in part, or distributed or redistributed to any other person in any form. If you are not the intended recipient you must not use or disclose the information in this research in any way. Though disseminated to all the customers simultaneously, not all customers may receive this report at the same time. Way2Wealth will not treat recipients as customers by virtue of their receiving this report. The distribution of this document in other jurisdictions may be restricted by the law applicable in the relevant jurisdictions and persons into whose possession this document comes should inform themselves about, and observe any such restrictions.

The report is based upon information obtained from sources believed to be reliable, but we do not make any representation or warranty that it is accurate, complete or up to date and it should not be relied upon as such. Way2Wealth or any of its affiliates or employees makes no warranties, either express or implied of any kind regarding any matter pertaining to this report, including, but not limited to warranties of suitability, fitness for a particular purpose, accuracy, timeliness, completeness or non-infringement. We accept no obligation to correct or update the information or opinions in it. Way2Wealth or any of its affiliates or employees shall not be in any way responsible for any loss or damage that may arise to any person from any inadvertent error in the information contained in this report. The recipients of this report should rely on their own investigations. In no event shall Way2Wealth be liable for any damages of any kind, including, but not limited to, indirect, special, incidental, consequential, punitive, lost profits, or lost opportunity, whether or not Way2Wealth has advised of the possibility of such damages.

This material contains statements that are forward-looking; such statements are based upon the current beliefs and expectations and are subject to significant risks and uncertainties. Actual results may differ from those set forth in the forward-looking statements. These uncertainties include but are not limited to: the risk of adverse movements or volatility in the securities markets or in interest or foreign exchange rates or indices; adverse impact from an economic slowdown; downturn in domestic or foreign securities and trading conditions or markets; increased competition; unfavourable political and diplomatic developments; change in the governmental or regulatory policies; failure of a corporate event and such others. This is not an offer to buy or sell or a solicitation of an offer to buy or sell any security or instrument or to participate in any particular trading strategy. No part of this material may be copied or duplicated in any form by any means or redistributed without the written consent of Way2Wealth. In no event shall any reader publish, retransmit, redistribute or otherwise reproduce any information provided by Way2Wealth in any format to anyone. Way2Wealth and its affiliates, officers, directors and employees including persons involved in the preparation or issuance of this report may from time to time have interest in securities / positions, financial or otherwise in the securities related to the information contained in this report.