

Market Round Up

As expected indices opened on flat note in yesterday's session and thereafter saw short covering in metal, realty, cement and tyre sector that helped nifty to inch upwards. Profit booking in banking sector kept indices under little pressure but then also nifty managed to close at day's high level with gains of almost 33 points.

- Short unwinding was seen in nifty and Nifty IT fut. whereas bank nifty fut. saw profit booking from higher levels. Nifty fut. shed almost 3 lakh shares in OI and closed at 26 points premium.
- Fresh long positions were added in tyre, aviation, infra and capital goods sector. Major buying was seen in stocks like indigo, apollo tyre, ceat, jet airways, abirlanuvo and rdel.
- Yesbank, oil, axisbank, britannia, icicibank and idea were some of the stocks that saw short accumulation.
- Short covering based buying was seen in stocks like muthootfin, godrejcp, dcbbank, ibrealest, hdfc and adaniport.

On back of strong global cues, today domestic indices are expected to open on positive note but on higher side call writing at 9200 strike option will act as stiff resistance for nifty and from those levels profit booking is expected. Currently, market is stuck in narrow band of 9200-9080 levels and breakout from this range will further set the direction of indices for short term.

Recommendation

Script	Action	Initiation	Target	SL
TITAN	BUY	Around 480	495	472
BAJAJAUTO	BUY	Around 2830	2895	2804

FII Action (Rs. Crores)

	Buy	Sell	Net(Cr)	OI (Cr.)
Index Fut.	1236.09	1475.48	-239.40	22300.74
Index Opt	43439.60	43116.81	322.79	68034.39
Stock Fut.	7255.47	7733.17	-477.70	78714.19
Stock Opt	7644.89	7638.68	6.21	7613.32
Total	59576	59964	-388	176663

Options

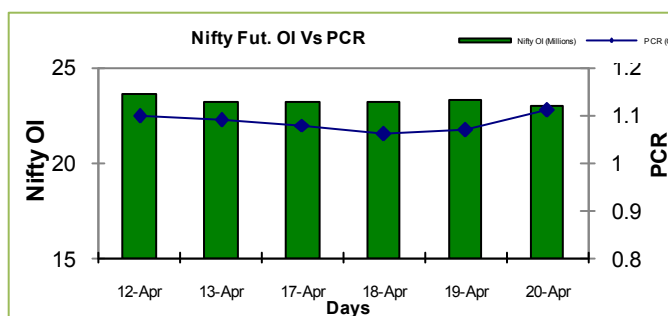
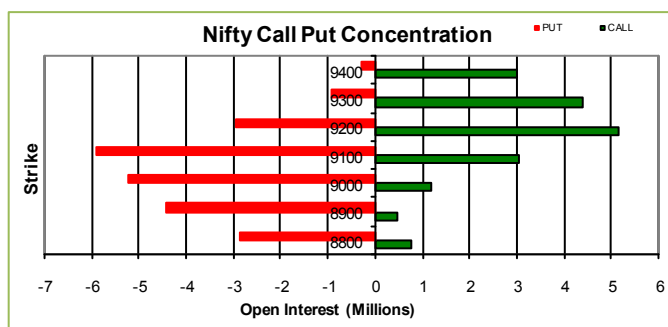
Most Active Nifty Options

Script	Strike Price	Option Type	Contract Traded	Open Interest
NIFTY	9200	CE	231830	5161050
NIFTY	9100	PE	209347	5905500
NIFTY	9000	PE	174243	5225550

Most Active Stock Options

YESBANK	1600	CE	6865	1376900
INDIACEM	190	CE	5152	1417500
YESBANK	1500	PE	5054	1039500

F&O Statistics



Nifty Futures Support / Resistance

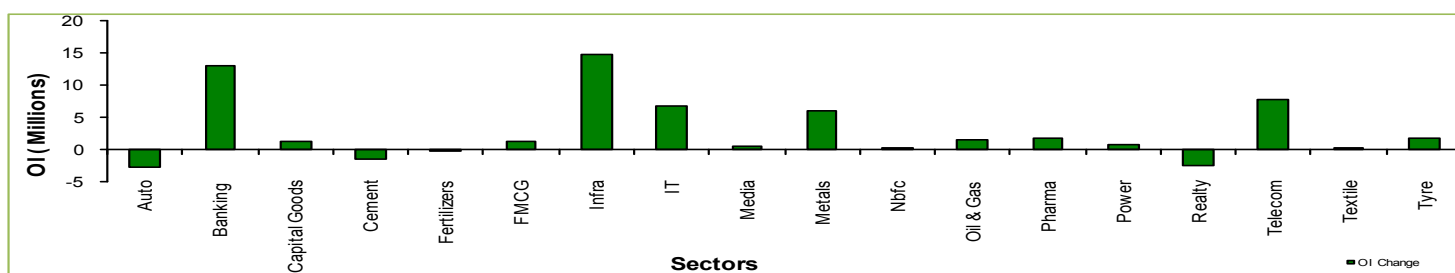
RESISTANCE	9182	9200
SUPPORT	9132	9102

Gainers / Losers

Top OI Gainer				
Script	Cl. Price	OI Chg.	Price Chg	OI % Ch
INDIGO	1161.70	265200	70.00	23.8
DALMIABHA	2091.25	73200	13.20	13.6
YESBANK	1551.90	1233400	-60.95	13.3
APOLLOTYRE	241.15	1551000	9.45	13.0
CEATLTD	1468.50	265300	33.30	12.1

Top OI Loser / Least Gainers				
Script	Cl. Price	OI Chg.	Price Chg	OI % Ch
TCS	2324.10	-181750	22.50	-2.9
HDIL	90.10	-784000	-0.15	-3.0
HDFCBANK	1464.90	-906000	11.60	-3.0
EXIDEIND	239.00	-568000	4.65	-3.1
UBL	751.70	-34300	7.80	-3.3

Sector OI Change



TEAM

ANALYST	DESIGNATION	EMAIL	TELEPHONE
Aditya Agarwal	Head – Technical Research	aditya@way2wealth.com	+91 22-61 462955
Harish Jujarey	Sr. Technical Analyst – Commodity	harishjujarey@way2wealth.com	+91 22-61 462952
Mohit Agarwal	Technical Analyst – Forex & Commodity	mohitk@way2wealth.com	+91 22-61 462954
Monil Shah, CMT	Technical Analyst – Equity & Forex	monilshah@way2wealth.com	+91 22-61 462980

Disclaimer

Analyst Certification: I, Aditya Agarwal, the research analyst and author of this report, hereby certify that the views expressed in this research report accurately reflect our personal views about the subject securities, issuers, products, sectors or industries. It is also certified that no part of the compensation of the analyst(s) was, is, or will be directly or indirectly related to the inclusion of specific recommendations or views in this research. The analyst(s), principally responsible for the preparation of this research report, receives compensation based on overall revenues of the company (Way2Wealth Brokers Private Limited, hereinafter referred to as Way2Wealth) and has taken reasonable care to achieve and maintain independence and objectivity in making any recommendations.

It is confirmed that Aditya Agarwal, the author of this report has not received any compensation from the companies mentioned in the report in the preceding 12 months. Our research professionals are paid in part based on the profitability of Way2Wealth, which include earnings from other business. Neither Way2Wealth nor its directors, employees, agents or representatives shall be liable for any damages whether direct or indirect, incidental, special or consequential including lost revenue or lost profits that may arise from or in connection with the use of the information contained in this report.

This report is for the personal information of the authorized recipient and does not construe to be any investment, legal or taxation advice to you. Way2Wealth is not soliciting any action based upon it. Nothing in this research shall be construed as a solicitation to buy or sell any security or product, or to engage in or refrain from engaging in any such transaction. The contents of this material are general and are neither comprehensive nor appropriate for every individual and are solely for the informational purposes of the readers. This material does not take into account the specific objectives, financial situation or needs of an individual/s or a Corporate/s or any entity/s.

This research has been prepared for the general use of the clients of the Way2Wealth and must not be copied, either in whole or in part, or distributed or redistributed to any other person in any form. If you are not the intended recipient you must not use or disclose the information in this research in any way. Though disseminated to all the customers simultaneously, not all customers may receive this report at the same time. Way2Wealth will not treat recipients as customers by virtue of their receiving this report. The distribution of this document in other jurisdictions may be restricted by the law applicable in the relevant jurisdictions and persons into whose possession this document comes should inform themselves about, and observe any such restrictions.

The report is based upon information obtained from sources believed to be reliable, but we do not make any representation or warranty that it is accurate, complete or up to date and it should not be relied upon as such. Way2Wealth or any of its affiliates or employees makes no warranties, either express or implied of any kind regarding any matter pertaining to this report, including, but not limited to warranties of suitability, fitness for a particular purpose, accuracy, timeliness, completeness or non-infringement. We accept no obligation to correct or update the information or opinions in it. Way2Wealth or any of its affiliates or employees shall not be in any way responsible for any loss or damage that may arise to any person from any inadvertent error in the information contained in this report. The recipients of this report should rely on their own investigations. In no event shall Way2Wealth be liable for any damages of any kind, including, but not limited to, indirect, special, incidental, consequential, punitive, lost profits, or lost opportunity, whether or not Way2Wealth has advised of the possibility of such damages.

This material contains statements that are forward-looking; such statements are based upon the current beliefs and expectations and are subject to significant risks and uncertainties. Actual results may differ from those set forth in the forward-looking statements. These uncertainties include but are not limited to: the risk of adverse movements or volatility in the securities markets or in interest or foreign exchange rates or indices; adverse impact from an economic slowdown; downturn in domestic or foreign securities and trading conditions or markets; increased competition; unfavourable political and diplomatic developments; change in the governmental or regulatory policies; failure of a corporate event and such others. This is not an offer to buy or sell or a solicitation of an offer to buy or sell any security or instrument or to participate in any particular trading strategy. No part of this material may be copied or duplicated in any form by any means or redistributed without the written consent of Way2Wealth. In no event shall any reader publish, retransmit, redistribute or otherwise reproduce any information provided by Way2Wealth in any format to anyone. Way2Wealth and its affiliates, officers, directors and employees including persons involved in the preparation or issuance of this report may from time to time have interest in securities / positions, financial or otherwise in the securities related to the information contained in this report.