

Market Round Up

Bullish momentum continued in Indian market and nifty rallied by another 50 points to close above 9350 levels. However, yesterday it was quite a volatile session and sharp selloff was seen in afternoon trade that dragged nifty in negative zone for brief period but in last hour of session short covering helped indices to close at day's high level with gains of 0.50%.

- Buying interest was seen in nifty and bank nifty fut and both the indices saw long rollovers in yesterday session whereas fresh short positions were added in Nifty IT fut.
- Fresh long accumulation was seen in banking, fmcg and infra sector. Major buying was seen in stocks like orientbank, marico, upl, bempl, niitech and apollohosp.
- Short unwinding pressure was seen in tyre and telecom sector. Stocks like mrf, jpassociate, pcjeweller, hindalco, dalmiabhar and yesbank saw short covering.
- Selected short positions were added in stocks like hcltech, m&mf, tatapower, petronet and tcs.

Markets are expected to open on flat note in today's session and thereafter will continue to trade in narrow band of 9320-9380 levels. Being the expiry day high volatility is expected in second half of session and wild stock specific movements can be seen as per rollover positions.

Recommendation

Script	Action	Initiation	Target	SL
ZEE	BUY	Around 528	540	520
LT	BUY	Around 1745	1774	1727

FII Action (Rs. Crores)

	Buy	Sell	Net(Cr)	OI (Cr.)
Index Fut.	9248.18	9006.72	241.46	31509.48
Index Opt	59954.96	59106.44	848.51	73190.11
Stock Fut.	34428.06	33046.09	1381.97	96900.19
Stock Opt	9878.73	10105.57	-226.83	7742.23
Total	113510	111265	2245	209342

Options

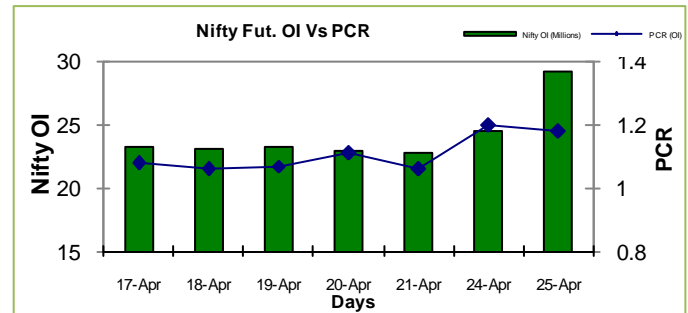
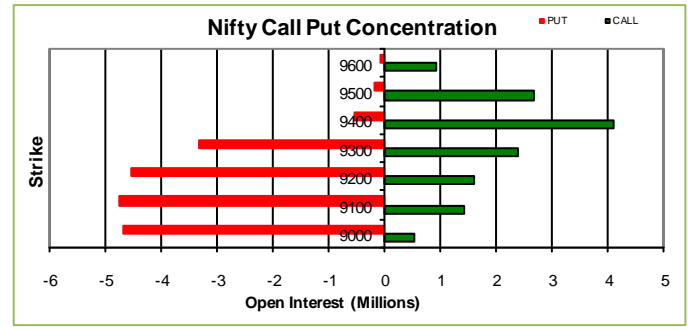
Most Active Nifty Options

Script	Strike Price	Option Type	Contract Traded	Open Interest
NIFTY	9400	CE	587440	4107825
NIFTY	9300	PE	515138	3327825
NIFTY	9300	CE	436214	2380725

Most Active Stock Options

RELIANCE	1440	CE	9565	1567000
SBIN	295	CE	7517	4008000
RELIANCE	1420	CE	7491	1264500

F&O Statistics



Nifty Futures Support / Resistance

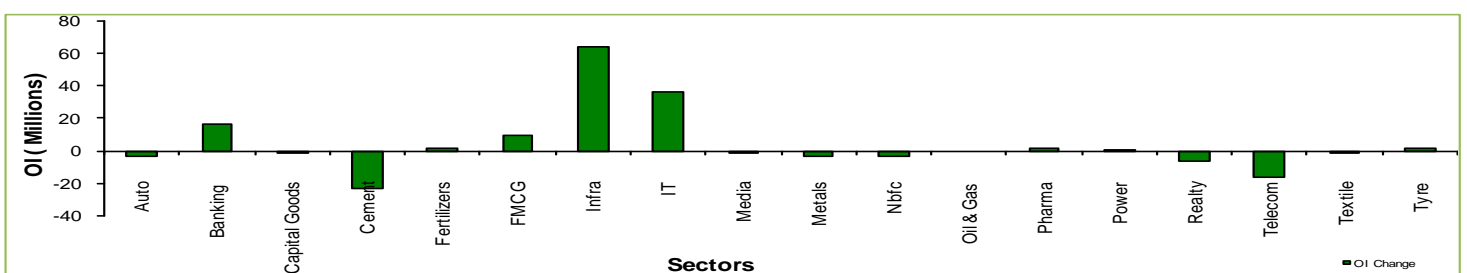
RESISTANCE	9367	9392
SUPPORT	9307	9273

Gainers / Losers

Top OI Gainer				
Script	Cl. Price	OI Chg.	Price Chg	OI % Ch
ORIENTBANK	160.25	5748000	5.55	37.3
JUBLFOOD	1046.95	525500	-19.15	27.6
MARICO	322.90	1029600	11.40	21.7
UPL	834.95	1762800	26.00	21.6
ADANIPOWER	32.80	26460000	-0.15	19.5

Top OI Loser / Least Gainers				
Script	Cl. Price	OI Chg.	Price Chg	OI % Ch
MRF	68644.30	-8925	2572	-11.4
JPASSOCIAT	13.10	-23392000	0.15	-11.7
HDIL	90.00	-3840000	-3.75	-13.3
LT	1749.55	-2254000	6.85	-20.9
INFIBEAM	1101.35	-242400	-0.35	-21.7

Sector OI Change



TEAM

ANALYST	DESIGNATION	EMAIL	TELEPHONE
Aditya Agarwal	Head – Technical Research	aditya@way2wealth.com	+91 22-61 462955
Harish Jujarey	Sr. Technical Analyst – Commodity	harishjujarey@way2wealth.com	+91 22-61 462952
Mohit Agarwal	Technical Analyst – Forex & Commodity	mohitk@way2wealth.com	+91 22-61 462954
Monil Shah, CMT	Technical Analyst – Equity & Forex	monilshah@way2wealth.com	+91 22-61 462980

Disclaimer

Analyst Certification: I, Aditya Agarwal, the research analyst and author of this report, hereby certify that the views expressed in this research report accurately reflect our personal views about the subject securities, issuers, products, sectors or industries. It is also certified that no part of the compensation of the analyst(s) was, is, or will be directly or indirectly related to the inclusion of specific recommendations or views in this research. The analyst(s), principally responsible for the preparation of this research report, receives compensation based on overall revenues of the company (Way2Wealth Brokers Private Limited, hereinafter referred to as Way2Wealth) and has taken reasonable care to achieve and maintain independence and objectivity in making any recommendations.

It is confirmed that Aditya Agarwal, the author of this report has not received any compensation from the companies mentioned in the report in the preceding 12 months. Our research professionals are paid in part based on the profitability of Way2Wealth, which include earnings from other business. Neither Way2Wealth nor its directors, employees, agents or representatives shall be liable for any damages whether direct or indirect, incidental, special or consequential including lost revenue or lost profits that may arise from or in connection with the use of the information contained in this report.

This report is for the personal information of the authorized recipient and does not construe to be any investment, legal or taxation advice to you. Way2Wealth is not soliciting any action based upon it. Nothing in this research shall be construed as a solicitation to buy or sell any security or product, or to engage in or refrain from engaging in any such transaction. The contents of this material are general and are neither comprehensive nor appropriate for every individual and are solely for the informational purposes of the readers. This material does not take into account the specific objectives, financial situation or needs of an individual/s or a Corporate/s or any entity/s.

This research has been prepared for the general use of the clients of the Way2Wealth and must not be copied, either in whole or in part, or distributed or redistributed to any other person in any form. If you are not the intended recipient you must not use or disclose the information in this research in any way. Though disseminated to all the customers simultaneously, not all customers may receive this report at the same time. Way2Wealth will not treat recipients as customers by virtue of their receiving this report. The distribution of this document in other jurisdictions may be restricted by the law applicable in the relevant jurisdictions and persons into whose possession this document comes should inform themselves about, and observe any such restrictions.

The report is based upon information obtained from sources believed to be reliable, but we do not make any representation or warranty that it is accurate, complete or up to date and it should not be relied upon as such. Way2Wealth or any of its affiliates or employees makes no warranties, either express or implied of any kind regarding any matter pertaining to this report, including, but not limited to warranties of suitability, fitness for a particular purpose, accuracy, timeliness, completeness or non-infringement. We accept no obligation to correct or update the information or opinions in it. Way2Wealth or any of its affiliates or employees shall not be in any way responsible for any loss or damage that may arise to any person from any inadvertent error in the information contained in this report. The recipients of this report should rely on their own investigations. In no event shall Way2Wealth be liable for any damages of any kind, including, but not limited to, indirect, special, incidental, consequential, punitive, lost profits, or lost opportunity, whether or not Way2Wealth has advised of the possibility of such damages.

This material contains statements that are forward-looking; such statements are based upon the current beliefs and expectations and are subject to significant risks and uncertainties. Actual results may differ from those set forth in the forward-looking statements. These uncertainties include but are not limited to: the risk of adverse movements or volatility in the securities markets or in interest or foreign exchange rates or indices; adverse impact from an economic slowdown; downturn in domestic or foreign securities and trading conditions or markets; increased competition; unfavourable political and diplomatic developments; change in the governmental or regulatory policies; failure of a corporate event and such others. This is not an offer to buy or sell or a solicitation of an offer to buy or sell any security or instrument or to participate in any particular trading strategy. No part of this material may be copied or duplicated in any form by any means or redistributed without the written consent of Way2Wealth. In no event shall any reader publish, retransmit, redistribute or otherwise reproduce any information provided by Way2Wealth in any format to anyone. Way2Wealth and its affiliates, officers, directors and employees including persons involved in the preparation or issuance of this report may from time to time have interest in securities / positions, financial or otherwise in the securities related to the information contained in this report.