

Equity	Latest	% Chg	NSE Sect. Indices	Latest	% Chg
Nifty	9860	0.72	NIFTY IT	10546.10	0.68
Sensex	31497	0.68	NIFTY BANK	24103.40	0.21
DowJones	22642	0.37	NIFTY 500	8662.40	0.73
Nasdaq	6532	0.23	NIFTY FMCG	24747.55	1.09
Hangseng	28403	0.81	NIFTY INFRA	3237.55	(0.25)
Shanghai	3349	0.28	NIFTY AUTO	10903.75	0.86
Nikkei	7244	0.26	NIFTY ENERGY	12945.25	1.35
Strait Times	3220	0.00	NIFTY PHARMA	9214.95	0.46
Kospi	2394	0.90	Advances / Declines	BSE	NSE
Taiwan	10469	0.04	Advances	1389	897
FTSE	7468	0.39	Declines	1284	800
CAC	5367	0.32	Unchanged	157	99
DAX	12903	0.58	Total	2830	1796

Nifty Gainers		
Company	Price(Rs)	Chg(%)
GAIL	436.60	4.19
TATAMOTORS	416.00	3.61
AUROPHARMA	708.00	2.36
RELIANCE	799.00	2.32
IBULHSGFIN	1234.00	2.26

Nifty Losers		
Company	Price(Rs)	Chg(%)
POWERGRID	205.60	(2.56)
BHARTIARTL	383.05	(1.64)
CIPLA	577.40	(1.48)
MARUTI	7867.15	(1.39)
SBIN	251.40	(0.97)

Vol. Shockers	Last Day (Lakh)	2 Wk Avg. (Lakh)	Vol. Ch. (Times)
ASTRAZEN	1.02	0.1	8
KKCL	0.60	0.1	7
AUTOAXLES	1.54	0.2	7
LAXMIMACH	0.16	0.0	5
IBVENTURES	45.09	13.0	3

Indian Forex	Closing	Chg	% Chg
USD/INR	65.553	0.198	0.30
GBP/INR	86.871	(0.836)	(0.95)
EUR/INR	76.776	(0.285)	(0.37)
JPY/INR	57.970	(0.060)	(0.10)

Precious Metal	Closing	Chg (Rs.)
Gold (Rs/10gm)	29404	(347)
Silver (Rs/1kg)	38800	(1000)

Commodities	Price	% Chg.
Crude (US\$/BBL)	50.0	(0.73)
Brent (US\$/BBL)	55.6	(0.47)
Gold (US/oz)	1278.4	0.46
Silver (US\$/oz)	16.8	0.90
Copper (US\$/MT)	6447.0	(0.12)
Alum (US\$/MT)	2114.5	2.30
Zinc(US\$/MT)	3324.0	2.74

ADR	Cl. Values	% Chg.
ICICI Bank	8.50	0.60
HDFC Bank	93.50	2.00
Infosys	14.30	(0.20)
Tata Steel Ltd	19.10	0.50
Dr. Deddy's Labs	34.50	4.10
Wipro	5.60	0.50
Tata Motors	30.70	(0.50)

Market Sensor

US Market closed higher on Tuesday, building on strong gains from their previous session. Dow Jones Industrial Average was up 0.37% or 84.07 points at 22641.67. Nasdaq Composite was up 0.23% or 15.00 points at 6531.72. Standard & Poor's 500 was up 0.22% or 5.46 points at 2534.58.

Indian Equity market extended its recovery and posted decent gains today ahead of the MPC's monetary policy review meet. Interest rate sensitive auto stocks in particular turned favourites on robust sales data for September amid expectations of favourable policy action from the central bank. Nifty ended the previous day with a gain of 0.72% or 70.90 points at 9859.50. On Tuesday's trading session, FIIs sold net Rs.693.03 Cr in cash market and bought Rs.2217.69 Cr in derivative segment. Whereas, DII bought net Rs.1552.41 Cr in cash segment.

Global News

- ❖ Japan's services sector expanded in September at the slowest rate in 11 months as the pace of new orders eased, though a raft of other data suggest the economic recovery remains intact even as momentum may have ebbed slightly in the third quarter. (Reuters)
- ❖ Bank of Japan Deputy Governor Hiroshi Nakaso said the central bank may incur revenue losses when it exits ultra-easy monetary policy but that won't affect policy-making, the Asahi newspaper reported on Wednesday. (Reuters)
- ❖ Britain and its European Union partners have agreed to ask the other members of the World Trade Organization (WTO) to maintain the current level of quotas for farm produce after Brexit, EU sources said on Tuesday. (Reuters)
- ❖ British manufacturing growth cooled last month as cost pressures lurched higher, according to a survey that could put the Bank of England a step closer to raising interest rates, despite a murky outlook ahead of Brexit. (Reuters)
- ❖ Japanese companies' inflation expectations eased slightly in September from three months ago in a worrying sign the economy continues to struggle with a deflationary mindset. (Reuters)

Economic News

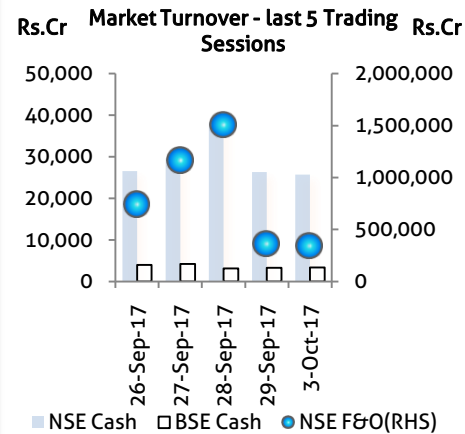
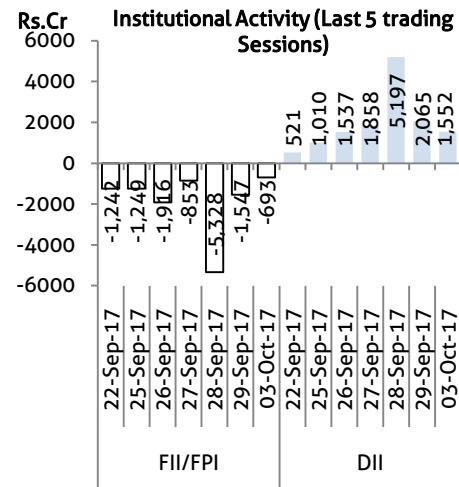
- ❖ The output of India's eight major industries expanded exponentially in August by 4.9 per cent from a rise of 2.6 per cent during the previous month, official data showed on Tuesday.
- ❖ The Nikkei/Markit Manufacturing Purchasing Managers' Index, compiled by IHS Markit, held steady at August's 51.2 last month, its second month above the 50 mark that separates growth from contraction.
- ❖ Government on Tuesday reduced basic excise duty rate on petrol and diesel, both branded and unbranded, by Rs 2/litre with effect from October 4, 2017, taking an Rs 26,000 crore in tax annual hit of revenue to cushion consumers from soaring fuel prices that have hit an all-time high.
- ❖ Domestic sales of two-wheelers has perked up by 9% in September due to festive demand.
- ❖ Exports from special economic zones (SEZs) paced up 15.4 per cent to Rs 1.35 lakh crore during the first quarter this financial year, showed commerce ministry data.
- ❖ Even as the south-west monsoon withdraws from North-West India, continuing rains to the south of the Vindhyas are seen spoiling the harvest of kharif crops such as maize, pulses and cotton, while boosting the prospects for the upcoming rabi season.
- ❖ Global cotton output is likely to rise 10% to 25.4 million tonnes in 2017-18 marketing year on expected production increase in India and the US, a global body has said.
- ❖ Stress in thermal power showed up in the lacklustre capacity addition in the sector in April-August. During this period, only 3790 Mw fresh capacity was added despite the targeted addition of 14,956 Mw for 2017-18, states a report by the Central Electricity Authority (CEA).
- ❖ The government has approved five foreign direct investment proposals, including that of Oppo Mobiles India and Louis Vuitton Malletier, in the single brand retail sector, according to the Department of Industrial Policy and Promotion (DIPP).
- ❖ The credit ratio of corporates, which is the ratio of upgrades to downgrades, has improved to 1.88 times during the first half, helped by better financial metrics, against 1.22 times a year ago, says a report.
- ❖ The Union Cabinet is likely to approve setting up of the anti-profiteering authority under the Goods and Services Tax (GST) regime on Wednesday.

Domestic News

- ❖ Prabhat Dairy Ltd is aiming to double its consumer business of packaged milk and value-added dairy products by FY2020. The company estimates its consumer business to be worth Rs2,000 crore by FY2020 on the back of increasing focus on introduction of new products and entry into newer geographical locations, the report adds.
- ❖ A week after awarding a Rs 1,120 crore order for electric cars to Tata Motors, state-run Energy Efficiency Services Ltd has offered to give 40 per cent of the order for 10,000 e-vehicles to Mahindra & Mahindra provided it matches the former's bid.
- ❖ Apollo Tyres institutional shares sale to raise Rs 1,200 crore with a greenshoe option of Rs 300 crore opens.

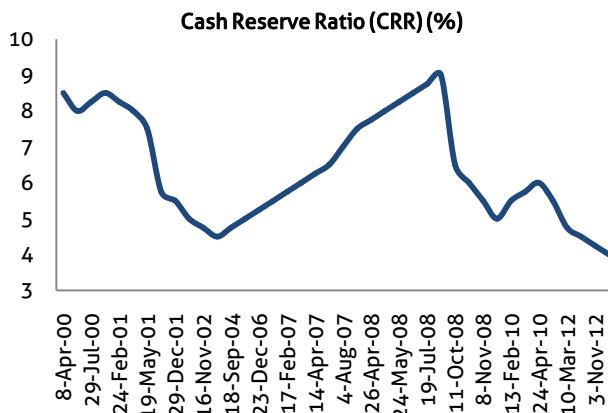
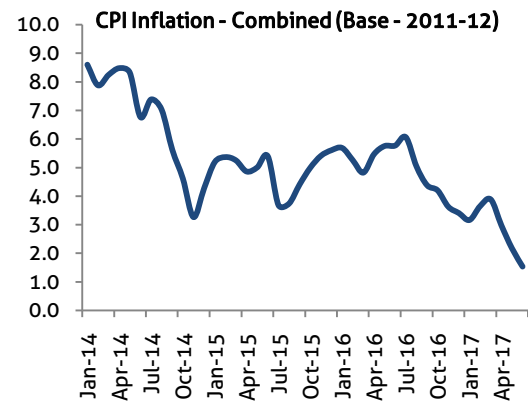
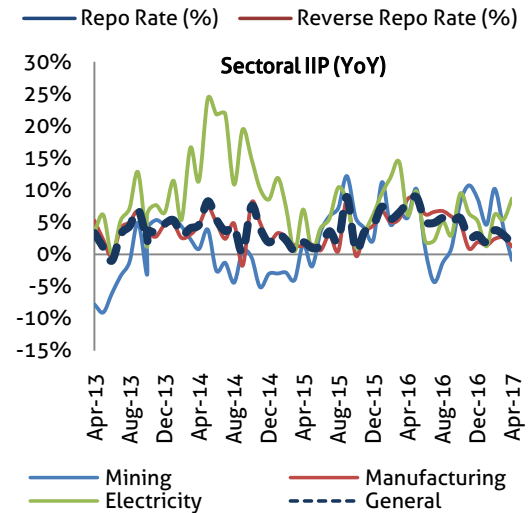
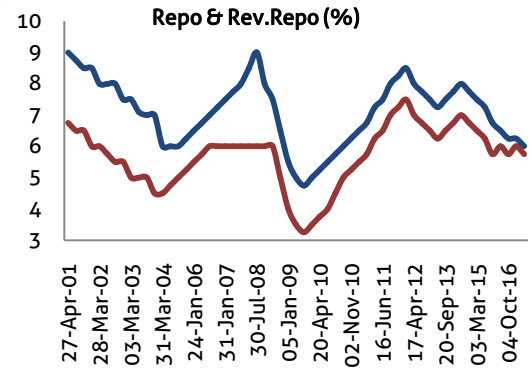
Global Forex	Closing	Chg	% Chg
EUR-USD	1.1256	0.0002	0.02
GBP-USD	1.3267	0.0032	0.24
USD-JPY	112.68	(0.1700)	(0.15)

Bond Markets	Closing	Chg
10-yr bond	6.97	3.40 bps
Interbank call	5.85	-12.87 bps



Domestic News (Cont...)

- ❖ Apollo Tyres had no intention of making any attempts to re-enter the process of acquiring South Korea's Kumho Tire and Industries after its sale to a Chinese bidder collapsed.
- ❖ Mahanagar Gas raises CNG, PNG prices in Mumbai by nearly 4%.
- ❖ IGL hikes auto, cooking gas prices in Delhi-NCR.
- ❖ After years of negotiations and feasibility studies, GMDC and NALCO have decided to drop the Rs5,400 crore alumina refinery.
- ❖ Coal India produced 231.87 million tonnes (MT) of coal in April-September period this fiscal, missing the output target by 4.69 per cent or 11.43 MT.
- ❖ Bharti Airtel is investing a majority of the Rs 20,000 crore in the current fiscal into fourth-generation (4G) technology and fibre-based network, as it has minimised roll out of 3G and 2G infrastructure in the country
- ❖ Natco Pharma gets U.S. FDA nod for 20 mg and 40 mg version of Copaxone.
- ❖ Cyient signed an in-software licensing pact with Elpis Squared.
- ❖ Ahluwalia Contracts bagged construction and re-development orders worth Rs 555.77 crore.
- ❖ Greaves Cotton partnered with Altgreen Propulsion Labs to deliver clean energy solutions.
- ❖ Mahindra and Mahindra (M&M) announced foray into construction equipment business by launching its first motor grader.
- ❖ Glenmark Pharma will limit spending on research and development (R&D) to 11-12% of sales for three years as it confronts a challenging business environment in key markets, particularly the US.
- ❖ RCom's plan to monetize its spectrum assets and pare debt has little chance of succeeding as about 50% of the company's 800MHz and 1800MHz spectrum is set to expire in 2021.
- ❖ Bharti Ghana (Airtel) said the Ghana's National Communications Authority has given approval for its merger with Millicom Ghana (Tigo) to proceed, subject to some conditions.
- ❖ Rajnish Kumar is said to be the frontrunner among candidates to head State Bank of India as Arundhati Bhattacharya's term comes to an end this week.



Bulk Deal - NSE

Date	Security Name	Client Name	Buy/Sell	Traded Qty.	Price
03-Oct-17	Hatsun Agro Product Ltd.	SBI MUTUAL FUND	BUY	1050500	700.0
03-Oct-17	Alankit Limited	NUTSHELL VYAPAAR PRIVATE LIMITED	SELL	861884	31.0
03-Oct-17	Fedders Elec & Eng Ltd.	NAVY RAMAVAT (HUF)	BUY	224287	80.4
03-Oct-17	M P Today Media Limited	MANOJ KUMAR MEHTA HUF	SELL	134000	93.6
03-Oct-17	Sambhaav Media Limited	PATEL SANDIP KIRITBHAI	BUY	1000000	11.3

Bulk Deal - BSE

Date	Security Name	Client Name	Buy/Sell	Traded Qty.	Price
03-Oct-17	SHETR	PIYUSH CHANDRASINH SAMPAT	B	84,000	48.5
03-Oct-17	UNICRSE	GODAVARI COMMERCIAL SERVICES PRIVATE LIMITED	S	64,811	59.3
03-Oct-17	AKM	PRECIOUS TRADEWAYS PRIVATE LIMITED .	B	144,000	25.0
03-Oct-17	UVBOARDS	SHAUNAK JAGDISH SHAH	B	99,271	30.9
03-Oct-17	FUNNY	ONCEOVER DEALTRADE PVT LTD	S	207,518	13.9

Corporate Actions

Scrip Code	Scrip Name	Ex-Date	Purpose	Record Date
500850	INDHOTEL	04-Oct-17	Right Issue of Equity Shares	05-Oct-17
533373	IPRU1099	05-Oct-17	Temporary Suspension	06-Oct-17
533375	IPRU1100P	05-Oct-17	Temporary Suspension	06-Oct-17
533369	IPRU1306	05-Oct-17	Temporary Suspension	06-Oct-17
533371	IPRU1307P	05-Oct-17	Temporary Suspension	06-Oct-17
533376	IPRU1692	05-Oct-17	Temporary Suspension	06-Oct-17
533372	IPRU1693	05-Oct-17	Temporary Suspension	06-Oct-17
535675	IPRU8065	05-Oct-17	Temporary Suspension	06-Oct-17
535676	IPRU8066	05-Oct-17	Temporary Suspension	06-Oct-17
535677	IPRU8119	05-Oct-17	Temporary Suspension	06-Oct-17
520051	JAMNAAUTO	05-Oct-17	Stock Split From Rs.5/- to Rs.1/-	06-Oct-17
513097	SHBCL	05-Oct-17	Bonus issue 1:1	06-Oct-17
532794	ZEEMEDIA	05-Oct-17	Spin Off	06-Oct-17
519552	HERITGFOOD	10-Oct-17	Stock Split From Rs.10/- to Rs.5/-	11-Oct-17
539229	MRSS	10-Oct-17	Bonus issue 1:1	11-Oct-17
511463	ALEXANDER	11-Oct-17	Bonus issue 1:5	12-Oct-17
511196	CANFINHOME	12-Oct-17	Stock Split From Rs.10/- to Rs.2/-	13-Oct-17
530201	KALLAM	12-Oct-17	Bonus issue 1:4	13-Oct-17
590003	KARURVYSYA	12-Oct-17	Right Issue of Equity Shares	13-Oct-17
531717	VIDHIING	17-Oct-17	Interim Dividend - Rs. - 0.2000	19-Oct-17
503641	MONEYMAST	18-Oct-17	Dividend - Rs. - 0.0100	-
532486	POKARNA	18-Oct-17	Stock Split From Rs.10/- to Rs.2/-	23-Oct-17

Global Economic Calendar

Date	Curr.	Event	Actual	Forecast	Previous
02-06 Oct-17	Holiday	China - National Day			
02-Oct-17	JPY	Manufacturing PMI (Sep)	52.9	52.6	52.6
02-Oct-17	EUR	Manufacturing PMI (Sep)	58.1	58.2	58.2
02-Oct-17	GBP	Manufacturing PMI (Sep)	55.9	56.4	56.7
02-Oct-17	EUR	Unemployment Rate (Aug)	9.10%	9.00%	9.10%
02-Oct-17	USD	Manufacturing PMI (Sep)	53.1	53	53
02-Oct-17	USD	FOMC Member Kaplan Speaks			
03-Oct-17	JPY	Monetary Base (YoY)	15.60%	17.20%	16.30%
03-Oct-17	JPY	BoJ Core CPI (YoY)			0.40%
03-Oct-17	JPY	Household Confidence (Sep)		43.5	43.3
03-Oct-17	GBP	Construction PMI (Sep)		51	51.1
03-Oct-17	EUR	PPI (YoY) (Aug)		2.30%	2.00%
03-Oct-17	USD	Redbook (YoY)			4.00%
04-Oct-17	USD	Total Vehicle Sales		16.60M	16.14M
04-Oct-17	USD	API Weekly Crude Oil Stock			-0.761M
04-Oct-17	EUR	Markit Composite PMI (Sep)		56.7	56.7
04-Oct-17	EUR	Services PMI (Sep)		55.6	55.6
04-Oct-17	GBP	Services PMI (Sep)		53.2	53.2
04-Oct-17	EUR	Retail Sales (YoY) (Aug)		2.60%	2.60%
04-Oct-17	USD	MBA 30-Year Mortgage Rate			4.11%
04-Oct-17	USD	Markit Composite PMI (Sep)			54.6
04-Oct-17	USD	Services PMI (Sep)		55.1	55.1
04-Oct-17	USD	Crude Oil Inventories		-0.467M	-1.846M
05-Oct-17	EUR	Retail PMI			50.8
05-Oct-17	USD	Initial Jobless Claims		265K	272K
05-Oct-17	USD	Trade Balance (Aug)		-42.70B	-43.70B
05-Oct-17	USD	Factory Orders (MoM) (Aug)		1.00%	-3.30%
05-Oct-17	USD	Natural Gas Storage			58B
06-Oct-17	JPY	Foreign Reserves (USD) (Sep)			1,268.0B
06-Oct-17	JPY	Leading Index		107.2	105.2
06-Oct-17	GBP	Halifax House Price Index (YoY) (Sep)		3.60%	2.60%
06-Oct-17	USD	Manufacturing Payrolls (Sep)		10.0K	36.0K
06-Oct-17	USD	Nonfarm Payrolls (Sep)		93K	156K
06-Oct-17	USD	Unemployment Rate (Sep)		4.40%	4.40%
06-Oct-17	USD	Wholesale Inventories (MoM) (Aug)		0.90%	1.00%

Indian Economic Calendar

Date	Curr.	Event	Actual	Forecast	Previous
03-Oct-17	INR	Nikkei Markit Manufacturing PMI (Sep)		51.9	51.2
03-Oct-17	INR	Interest Rate Decision		6.00%	6.00%
04-Oct-17	INR	Reverse REPO Rate		5.75%	5.75%
05-Oct-17	INR	Nikkei Services PMI (Sep)			47.5
06-Oct-17	INR	FX Reserves, USD			402.25B

Research Team

Name	Designation	Email ID	Contact No.
Paras Bothra	President Equity Research	paras@ashikagroup.com	+91 22 6611 1704
Krishna Kumar Agarwal	Equity Research Analyst	krishna.a@ashikagroup.com	+91 33 4036 0646
Partha Mazumder	Equity Research Analyst	partha.m@ashikagroup.com	+91 33 4036 0647
Arijit Malakar	Equity Research Analyst	amalakar@ashikagroup.com	+91 33 4036 0644
Kapil Jagasia	Equity Research Analyst	kapil.j@ashikagroup.com	+91 22 6611 1715
Tirthankar Das	Technical & Derivative Analyst	tirthankar.d@ashikagroup.com	+91 33 4036 0645

Ashika Stock Broking Limited ("ASBL") or Research Entity has started its journey in the year 1994 and is engaged in the business of broking services, depository services, distributor of financial products (Mutual fund, IPO & Bonds). This research report has been prepared and distributed by ASBL in the sole capacity of a Research Analyst (Reg No. INH000000206) of SEBI (Research Analyst) Regulations 2014. ASBL is a wholly owned subsidiary of Ashika Global Securities (P) Ltd., a RBI registered non-deposit taking NBFC Company. Ashika group (details is enumerated on our website www.ashikagroup.com) is an integrated financial service provider inter alia engaged in the business of Investment Banking, Corporate Lending, Commodity Broking, Debt Syndication & Other Advisory Services.

There were no significant and material disciplinary actions against ASBL taken by any regulatory authority during last three years.

Disclosure

ASBL or its associates, its Research Analysts (including their relatives) may have financial interest in the subject company(ies). However, the said financial interest is not limited to having an open stock market position in /acting as advisor to /having a loan transaction with the subject company(ies) apart from registration as clients.

- ASBL or its Research Analysts (including their relatives) do not have any actual / beneficial ownership of 1% or more of securities of the subject company(ies) at the end of the month immediately preceding the date of publication of this report or date of the public appearance. However ASBL's associates may have actual / beneficial ownership of 1% or more of securities of the subject company(ies).
- ASBL or their Research Analysts (including their relatives) do not have any other material conflict of interest at the time of publication of this research report or date of the public appearance. However ASBL's associates might have an actual / potential conflict of interest (other than ownership).
- ASBL or its associates may have received compensation for investment banking, merchant banking, and brokerage services and for other products and services from the subject companies during the preceding 12 months. However, ASBL or its associates or its Research analysts (forming part of Research Desk) have not received any compensation or other benefits from the subject companies or third parties in connection with the research report. Moreover, Research Analysts have not received any compensation from the companies mentioned herein in the past twelve months.
- ASBL or their Research Analysts have not managed or co-managed public offering of securities for the subject company(ies) in the past twelve months. However ASBL's associates may have managed or co-managed public offering of securities for the subject company(ies) in the past twelve months.
- Research Analysts have not served as an officer, director or employee of the companies mentioned in the report.
- Neither ASBL nor its Research Analysts have been engaged in market making activity for the companies mentioned in the report.

Disclaimer

The research recommendation and information herein are solely for the personal information of the authorized recipient and does not construe to be an offer documents or any investment, legal or taxation advice or solicitation of any action based upon it. This report is not for public distribution or use by any person or entity, where such distribution, publication, availability or use would be contrary to law, regulation or subject to any registration or licensing requirement. We will not treat recipients as customer by virtue of their receiving this report. The report is based upon the information obtained from public sources that we consider reliable, but we do not guarantee its accuracy or completeness. ASBL shall not be in anyways responsible for any loss or damage that may arise to any such person from any inadvertent error in the information contained in this report. The recipients of this report should rely on their own investigations.