

Equity	Latest	% Chg	NSE Sect. Indices	Latest	% Chg
Nifty	9889	(0.26)	NIFTY IT	10524.65	(0.14)
Sensex	31592	(0.25)	NIFTY BANK	24058.05	(0.23)
DowJones	22775	0.50	NIFTY 500	8706.45	0.00
Nasdaq	6585	0.78	NIFTY FMCG	25010.40	(0.38)
Hangseng	28495	0.41	NIFTY INFRA	3234.70	(0.30)
Shanghai	3349	0.28	NIFTY AUTO	10931.70	(0.10)
Nikkei	7259	0.25	NIFTY ENERGY	13164.70	0.03
Strait Times	3268	0.20	NIFTY PHARMA	9394.15	0.23
Kospi	2394	0.90	Advances / Declines	BSE	NSE
Taiwan	10534	0.15	Advances	1498	934
FTSE	7508	0.54	Declines	1157	733
CAC	5379	0.30	Unchanged	106	108
DAX	12968	(0.02)	Total	2761	1775

Nifty Gainers		
Company	Price(Rs)	Chg(%)
AUOPHARMA	744.25	2.66
AMBUJACEM	274.75	1.93
NTPC	170.40	1.40
YESBANK	359.95	1.17
COALINDIA	273.10	1.15

Nifty Losers		
Company	Price(Rs)	Chg(%)
TECHM	450.00	(3.24)
INFRATEL	404.55	(2.87)
POWERGRID	205.00	(1.94)
HINDPETRO	436.00	(1.83)
ICICIBANK	272.00	(1.48)

Vol. Shockers	Last Day (Lakh)	2 Wk Avg. (Lakh)	Vol. Ch. (Times)
SIMPLEXINF	1.20	0.1	8
PIIND	5.19	0.6	8
CHOLAFIN	3.17	0.4	7
PARAGMILK	5.62	0.9	6
TAJGVK	3.08	0.5	6

Indian Forex	Closing	Chg	% Chg
USD/INR	65.176	(0.114)	(0.17)
GBP/INR	86.215	(0.412)	(0.48)
EUR/INR	76.569	(0.258)	(0.34)
JPY/INR	57.770	(0.230)	(0.40)

Precious Metal	Closing	Chg (Rs.)
Gold (Rs/10gm)	29428	(78)
Silver (Rs/1kg)	39100	(350)

Commodities	Price	% Chg.
Crude (US\$/BBL)	50.7	1.58
Brent (US\$/BBL)	56.9	1.86
Gold (US/oz)	1271.6	(0.42)
Silver (US\$/oz)	16.6	0.18
Copper (US\$/MT)	6511.0	0.90
Alum (US\$/MT)	2124.0	(0.72)
Zinc(US\$/MT)	3350.0	(0.59)

ADR	Cl. Values	% Chg.
ICICI Bank	8.50	(0.70)
HDFC Bank	94.40	(0.70)
Infosys	14.60	(0.30)
Tata Steel Ltd	19.50	0.60
Dr. Deddy's Labs	35.60	2.10
Wipro	5.60	(1.60)
Tata Motors	32.00	0.70

Market Sensor

US Market hit record highs Thursday as the S&P 500 completed its longest winning streak in four years. Dow Jones Industrial Average was up 0.50% or 113.75 points at 22775.39. Nasdaq Composite was up 0.78% or 50.73 points at 6585.36. Standard & Poor's 500 was up 0.56% or 14.33 points at 2552.07.

Indian Equity market ended marginally lower and settled below 9900, indicates normal profit taking after the recent bounce. Concerns about foreign capital flying out remained. On the macro front, services sector activity expanded for the first time in three months in September. The Nikkei India services purchasing managers' index stood at 50.7 in September from 47.5 in August. Nifty ended the previous day with a decline of 0.26% or 26.20 points at 9888.70. On Thursday's trading session, FIIs sold net Rs.656.5 Cr in cash market and bought Rs.1291.98 Cr in derivative segment. Whereas, DII bought net Rs.519.03 Cr in cash segment.

Global News

- ❖ Sentiment towards most emerging Asian currencies soured in the last two weeks as the U.S. dollar rallied on growing expectations that the Federal Reserve will hike interest rates later this year, a Reuters poll showed. (Reuters)
- ❖ World Bank President Jim Yong Kim said on Thursday that the "vast majority" of the bank's 189 member countries support a capital increase for the institution's main lending arm and he hoped to soon set a deadline for a final decision. (Reuters)
- ❖ Wages of Japanese workers rose in August from a year earlier, reversing from the previous month's decline, in a sign of a gradual pick-up in workers' income amid a tightening labour market. (Reuters)
- ❖ Growth in the number of workers hired in Britain via recruitment agencies slowed last month and fell in London for the first time in nearly a year as Brexit makes it harder for companies to find staff, a survey showed on Friday. (Reuters)
- ❖ Federal Reserve officials have started to push back on the idea that the Trump administration's tax cut plan would boost the economy, cautioning it could instead trigger high inflation, unsustainable debt and an eventual return to sub-par growth. (Reuters)

Economic News

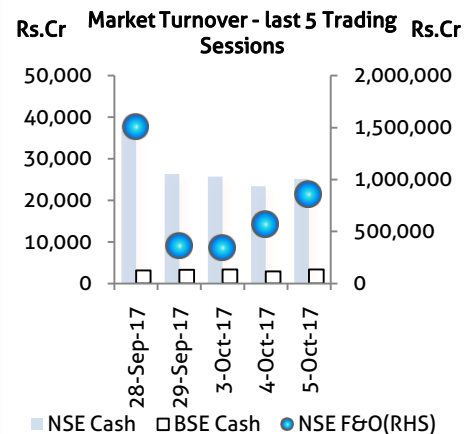
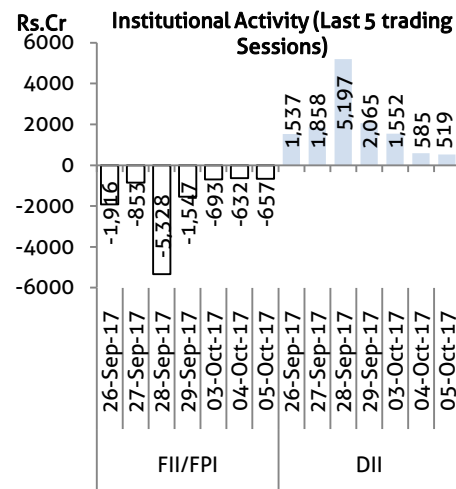
- ❖ The Goods and Services Tax Council (GST Council) is likely to announce on Friday a special package for micro, small and medium enterprises (MSMEs) that will, among other things, address the concerns of exporters
- ❖ The Nikkei India Services PMI Business Activity Index rose to 50.7 in September -- from 47.5 in August -- a reading that pointed to a slight pace of expansion.
- ❖ Commerce and Industry Minister Suresh Prabhu on Thursday said he is working closely with the finance ministry and other departments to firm up policy initiatives along with fiscal incentives to give a fillip to industrial growth and job creation.
- ❖ Housing sales fell by 35 per cent across eight major cities in the July-September quarter this year as demand slowdown continued in the property market, says research firm PropEquity.
- ❖ Transition to the Goods and Services Tax (GST) regime will significantly affect companies with weak credit profiles, especially small units, due to lingering short-term liquidity mismatch arising from the delayed input credit refunds, says a report.
- ❖ As the government looks for a booster shot for the faltering economy, Railway Minister Piyush Goyal on Thursday said the Reserve Bank should help reignite stalled projects by creating a framework for restarting them.
- ❖ Everyone's suddenly going electric, so India is doing it too. In the past six months, Norway, Germany, Britain, France and China have announced their intention to end the use of fossil fuels in cars by 2040 at the latest. Germany aims to do it as early as 2025.
- ❖ Some measures to ease the difficulties being faced by traders owing to GST are likely to be announced after the GST Council's meeting on Friday after Prime Minister Narendra Modi met Finance Minister Arun Jaitley and BJP President Amit Shah here and discussed the state of the economy and steps to revive growth.
- ❖ India and Ethiopia on Thursday signed agreements on trade, communication and media to boost bilateral ties as President Ram Nath Kovind held talks with his Ethiopian counterpart Mulatu Teshome.
- ❖ The recent slowdown in India's economic growth is an "aberration" mainly due to the temporary disruptions in preparation for the GST, the World Bank said on Thursday, pointing out that it will get corrected in the coming months.

Domestic News

- ❖ State Bank of India Ltd (SBI) will prepare a blueprint for the next three years that would include targets and benchmarks mainly related to asset quality, credit growth, digitization and human resources management newly appointed chairman Rajnish Kumar said.
- ❖ Crompton Greaves and PE fund Everstone Capital are competing to acquire home appliances brand Kenstar in the final leg of the deal and are in negotiations with the Dhoot's of Videocon to enter into exclusive talks.
- ❖ Future Retail Ltd has announced the Rs655 crore acquisition of HyperCity Retail India Ltd. The buyout through cash worth Rs 155 crore and shares worth Rs 500 crore will be completed in three to five months, Future Retail said.

Global Forex	Closing	Chg	% Chg
EUR-USD	1.1256	0.0002	0.02
GBP-USD	1.3102	(0.0016)	(0.12)
USD-JPY	112.87	0.0500	0.04

Bond Markets	Closing	Chg
10-yr bond	6.96	3.90 bps
Interbank call	5.83	-4.33 bps



Domestic News (Cont...)

❖ Wipro Digital, the digital business arm of Wipro Ltd, said it will acquire Cooper, a design and business strategy consultancy company for \$8.5 million (approximately Rs55.4 crore).

❖ Tech Mahindra Ltd has filed three cases against Reliance Communications Ltd (RCom) and two of its subsidiaries—Reliance Telecom Ltd and Reliance Big TV Ltd—in the National Company Law Tribunal under the Insolvency and Bankruptcy Code.

❖ The boards of IDFC Bank Ltd and Shriram Group have agreed to extend the agreement for their strategic merger till 8 November, as the exclusivity period for discussions ends on 6 October. The two parties will work on the share swap ratio, due diligence and other details with of the merger in the next 30 days.

❖ Mahindra & Mahindra has so far invested close to Rs 500 crore in the business, will be investing almost eight times the money — Rs 3,500 crore to Rs 4,000 crore — in the EV business in the next three to five years.

❖ Tata Steel saleable steel production rose by 18% to 5.98 MT in April-September this year. The saleable steel output in the July-September quarter of the current fiscal was at 3.02 MT (provisional) against 2.72 MT in previous fiscal, Tata Steel said in a statement.

❖ SBI has put 24 non-performing accounts worth Rs3,554.23 crore for sale to ARCS/banks/NBFCs/FIs at the end of second quarter.

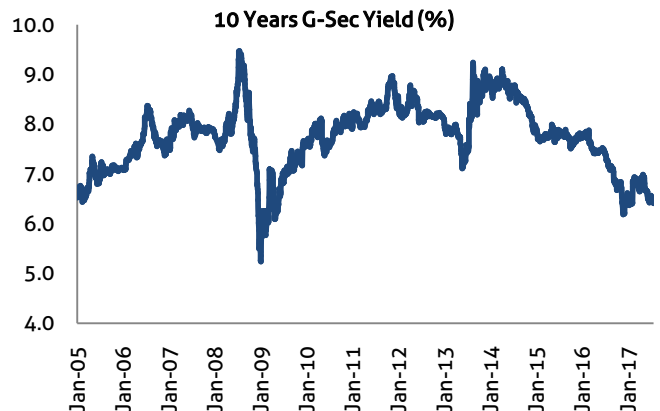
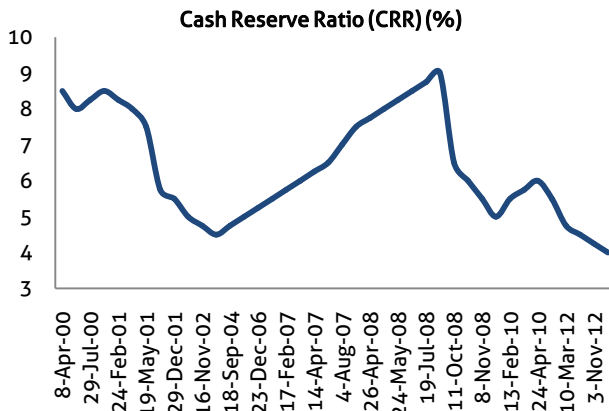
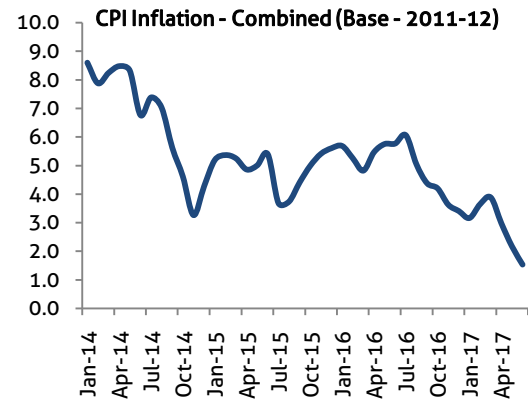
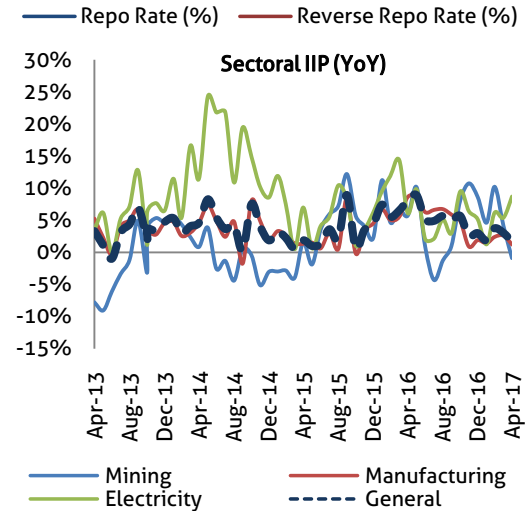
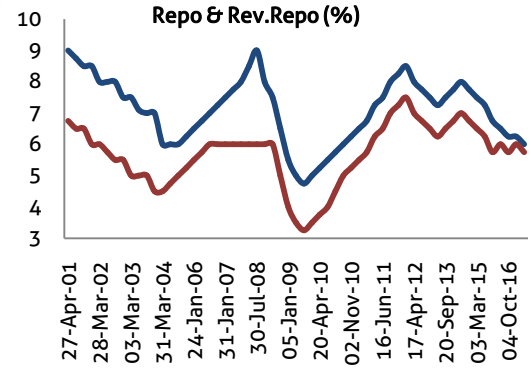
❖ Tech Mahindra has hired more than 100 local employees at its Alpharetta office in suburban Atlanta to staff a project from a US-based company.

❖ After a series of low turnouts at its e-auctions, Odisha Mining Corporation (OMC) succeeded in drawing an encouraging response at its latest round of auctions of iron ore lumps on October 4.

❖ IDBI Bank gets shareholder nod to issue, allot equity shares up to Rs 1,861 crore to govt

❖ The board of Patel Engineering has approved issue of optionally convertible debentures up to Rs 1,240 crore to the lenders of the company under Scheme of S4A. Besides, raising up to Rs 300 crore by way of Rights Issue of equity shares with or without warrants.

❖ Baring Private Equity Partners India has scored its third exit over the course of the last three weeks, after the private equity firm completely exited its seven-year investment in listed non-banking financial company Muthoot Finance Ltd.



Bulk Deal - NSE

Date	Security Name	Client Name	Buy/Sell	Traded Qty.	Price
05-Oct-17	Prataap Snacks Limited	SBI FUNDS MANAGEMENT LIMITED	BUY	440000	1272.7
05-Oct-17	Jaiprakash Associates Lim	ADROIT FINANCIAL SERVICES PRIVATE LIMITED	SELL	12241042	19.2
05-Oct-17	Justdial Ltd.	WELLINDIA SECURITIES LIMITED	BUY	458343	377.6
05-Oct-17	Genesys International Cor	JITAL ASHISH THAKER	SELL	207254	337.6
05-Oct-17	Ramky Infra Ltd	BHAVIN Y MEHTA	SELL	428998	130.4

Bulk Deal - BSE

Date	Security Name	Client Name	Buy/Sell	Traded Qty.	Price
05-Oct-17	DIAMONDYD	MILLENNIUM STOCK BROKING PVT LTD	S	123,841	1233.0
05-Oct-17	KESARPE	PRINCIPAL MUTUAL FUND	B	2,100,000	52.5
05-Oct-17	RIL	WAY2WEALTH ENTERPRISES PRIVATE LIMITED	S	105,842	525.8
05-Oct-17	HIMIN	MOHIT AGARWAL	B	298,000	30.7
05-Oct-17	GOPALA	MANISH SOMANI	S	71,000	106.7

Corporate Actions

Scrip Code	Scrip Name	Ex-Date	Purpose	Record Date
519552	HERITGFOOD	10-Oct-17	Stock Split From Rs.10/- to Rs.5/-	11-Oct-17
539229	MRSS	10-Oct-17	Bonus issue 1:1	11-Oct-17
511463	ALEXANDER	11-Oct-17	Bonus issue 1:5	12-Oct-17
524412	AREYDRG	12-Oct-17	Stock Split From Rs.10/- to Rs.1/-	13-Oct-17
511196	CANFINHOME	12-Oct-17	Stock Split From Rs.10/- to Rs.2/-	13-Oct-17
530201	KALLAM	12-Oct-17	Bonus issue 1:4	13-Oct-17
590003	KARURVYSYA	12-Oct-17	Right Issue of Equity Shares	13-Oct-17
538987	TALBROSENG	12-Oct-17	Bonus issue 1:1	14-Oct-17
540361	DWEKAM	16-Oct-17	Consolidation of Shares	17-Oct-17
531717	VIDHIING	17-Oct-17	Interim Dividend - Rs. - 0.2000	19-Oct-17
503641	MONEYMAST	18-Oct-17	Dividend - Rs. - 0.0100	-
532486	POKARNA	18-Oct-17	Stock Split From Rs.10/- to Rs.2/-	23-Oct-17
500830	COLPAL	25-Oct-17		26-Oct-17
532663	SASKEN	25-Oct-17		26-Oct-17
503811	SIYSIL	25-Oct-17	Stock Split From Rs.10/- to Rs.2/-	26-Oct-17
500820	ASIANPAINT	31-Oct-17		01-Nov-17
532819	MINDTREE	02-Nov-17		03-Nov-17
507815	GILLETTE	06-Nov-17	Final Dividend - Rs. - 10.0000	-
500096	DABUR	07-Nov-17		08-Nov-17
500459	PGHH	07-Nov-17	Dividend - Rs. - 27.0000	-
532424	GODREJCP	08-Nov-17		09-Nov-17

Global Economic Calendar

Date	Curr.	Event	Actual	Forecast	Previous
02-06 Oct-17	Holiday	China - National Day			
02-Oct-17	JPY	Manufacturing PMI (Sep)	52.9	52.6	52.6
02-Oct-17	EUR	Manufacturing PMI (Sep)	58.1	58.2	58.2
02-Oct-17	GBP	Manufacturing PMI (Sep)	55.9	56.4	56.7
02-Oct-17	EUR	Unemployment Rate (Aug)	9.10%	9.00%	9.10%
02-Oct-17	USD	Manufacturing PMI (Sep)	53.1	53	53
02-Oct-17	USD	FOMC Member Kaplan Speaks			
03-Oct-17	JPY	Monetary Base (YoY)	15.60%	17.20%	16.30%
03-Oct-17	JPY	BoJ Core CPI (YoY)			0.40%
03-Oct-17	JPY	Household Confidence (Sep)		43.5	43.3
03-Oct-17	GBP	Construction PMI (Sep)		51	51.1
03-Oct-17	EUR	PPI (YoY) (Aug)		2.30%	2.00%
03-Oct-17	USD	Redbook (YoY)			4.00%
04-Oct-17	USD	Total Vehicle Sales		16.60M	16.14M
04-Oct-17	USD	API Weekly Crude Oil Stock			-0.761M
04-Oct-17	EUR	Markit Composite PMI (Sep)		56.7	56.7
04-Oct-17	EUR	Services PMI (Sep)		55.6	55.6
04-Oct-17	GBP	Services PMI (Sep)		53.2	53.2
04-Oct-17	EUR	Retail Sales (YoY) (Aug)		2.60%	2.60%
04-Oct-17	USD	MBA 30-Year Mortgage Rate			4.11%
04-Oct-17	USD	Markit Composite PMI (Sep)			54.6
04-Oct-17	USD	Services PMI (Sep)		55.1	55.1
04-Oct-17	USD	Crude Oil Inventories		-0.467M	-1.846M
05-Oct-17	EUR	Retail PMI			50.8
05-Oct-17	USD	Initial Jobless Claims		265K	272K
05-Oct-17	USD	Trade Balance (Aug)		-42.70B	-43.70B
05-Oct-17	USD	Factory Orders (MoM) (Aug)		1.00%	-3.30%
05-Oct-17	USD	Natural Gas Storage			58B
06-Oct-17	JPY	Foreign Reserves (USD) (Sep)			1,268.0B
06-Oct-17	JPY	Leading Index		107.2	105.2
06-Oct-17	GBP	Halifax House Price Index (YoY) (Sep)		3.60%	2.60%
06-Oct-17	USD	Manufacturing Payrolls (Sep)		10.0K	36.0K
06-Oct-17	USD	Nonfarm Payrolls (Sep)		93K	156K
06-Oct-17	USD	Unemployment Rate (Sep)		4.40%	4.40%
06-Oct-17	USD	Wholesale Inventories (MoM) (Aug)		0.90%	1.00%

Indian Economic Calendar

Date	Curr.	Event	Actual	Forecast	Previous
03-Oct-17	INR	Nikkei Markit Manufacturing PMI (Sep)		51.9	51.2
03-Oct-17	INR	Interest Rate Decision		6.00%	6.00%
04-Oct-17	INR	Reverse REPO Rate		5.75%	5.75%
05-Oct-17	INR	Nikkei Services PMI (Sep)			47.5
06-Oct-17	INR	FX Reserves, USD			402.25B

Research Team

Name	Designation	Email ID	Contact No.
Paras Bothra	President Equity Research	paras@ashikagroup.com	+91 22 6611 1704
Krishna Kumar Agarwal	Equity Research Analyst	krishna.a@ashikagroup.com	+91 33 4036 0646
Partha Mazumder	Equity Research Analyst	partha.m@ashikagroup.com	+91 33 4036 0647
Arijit Malakar	Equity Research Analyst	amalakar@ashikagroup.com	+91 33 4036 0644
Kapil Jagasia	Equity Research Analyst	kapil.j@ashikagroup.com	+91 22 6611 1715
Tirthankar Das	Technical & Derivative Analyst	tirthankar.d@ashikagroup.com	+91 33 4036 0645

Ashika Stock Broking Limited ("ASBL") or Research Entity has started its journey in the year 1994 and is engaged in the business of broking services, depository services, distributor of financial products (Mutual fund, IPO & Bonds). This research report has been prepared and distributed by ASBL in the sole capacity of a Research Analyst (Reg No. INH000000206) of SEBI (Research Analyst) Regulations 2014. ASBL is a wholly owned subsidiary of Ashika Global Securities (P) Ltd., a RBI registered non-deposit taking NBFC Company. Ashika group (details is enumerated on our website www.ashikagroup.com) is an integrated financial service provider inter alia engaged in the business of Investment Banking, Corporate Lending, Commodity Broking, Debt Syndication & Other Advisory Services.

There were no significant and material disciplinary actions against ASBL taken by any regulatory authority during last three years.

Disclosure

ASBL or its associates, its Research Analysts (including their relatives) may have financial interest in the subject company(ies). However, the said financial interest is not limited to having an open stock market position in /acting as advisor to /having a loan transaction with the subject company(ies) apart from registration as clients.

- ASBL or its Research Analysts (including their relatives) do not have any actual / beneficial ownership of 1% or more of securities of the subject company(ies) at the end of the month immediately preceding the date of publication of this report or date of the public appearance. However ASBL's associates may have actual / beneficial ownership of 1% or more of securities of the subject company(ies).
- ASBL or their Research Analysts (including their relatives) do not have any other material conflict of interest at the time of publication of this research report or date of the public appearance. However ASBL's associates might have an actual / potential conflict of interest (other than ownership).
- ASBL or its associates may have received compensation for investment banking, merchant banking, and brokerage services and for other products and services from the subject companies during the preceding 12 months. However, ASBL or its associates or its Research analysts (forming part of Research Desk) have not received any compensation or other benefits from the subject companies or third parties in connection with the research report. Moreover, Research Analysts have not received any compensation from the companies mentioned herein in the past twelve months.
- ASBL or their Research Analysts have not managed or co-managed public offering of securities for the subject company(ies) in the past twelve months. However ASBL's associates may have managed or co-managed public offering of securities for the subject company(ies) in the past twelve months.
- Research Analysts have not served as an officer, director or employee of the companies mentioned in the report.
- Neither ASBL nor its Research Analysts have been engaged in market making activity for the companies mentioned in the report.

Disclaimer

The research recommendation and information herein are solely for the personal information of the authorized recipient and does not construe to be an offer documents or any investment, legal or taxation advice or solicitation of any action based upon it. This report is not for public distribution or use by any person or entity, where such distribution, publication, availability or use would be contrary to law, regulation or subject to any registration or licensing requirement. We will not treat recipients as customer by virtue of their receiving this report. The report is based upon the information obtained from public sources that we consider reliable, but we do not guarantee its accuracy or completeness. ASBL shall not be in anyways responsible for any loss or damage that may arise to any such person from any inadvertent error in the information contained in this report. The recipients of this report should rely on their own investigations.