

Equity	Latest	% Chg	NSE Sect. Indices	Latest	% Chg
Nifty	8129	0.52	NIFTY IT	9836.00	(0.87)
Sensex	26349	0.45	NIFTY BANK	18408.90	0.88
DowJones	19216	0.24	NIFTY 500	6984.25	0.53
Nasdaq	5309	1.01	NIFTY FMCG	20478.80	1.48
Hangseng	22699	0.86	NIFTY INFRA	2748.45	0.39
Shanghai	3202	-0.09	NIFTY AUTO	9046.25	1.77
Nikkei	18349	0.40	NIFTY ENERGY	9808.00	0.04
Strait Times	2946	0.10	NIFTY PHARMA	11073.50	0.32
Kospi	1985	1.12	<b>Advances / Declines</b>	<b>BSE</b>	<b>NSE</b>
Taiwan	9261	1.09	Advances	1534	909
FTSE	6747	0.24	Declines	1098	695
CAC	4574	1.00	Unchanged	148	80
DAX	10685	1.63	Total	2780	1684

Nifty Gainers		
Company	Price(Rs)	Chg(%)
ASIANPAINT	939.25	3.80
HINDALCO	175.05	3.73
M&M	1183.40	3.30
LUPIN	1536.00	3.15
YESBANK	1186.00	3.12

Nifty Losers		
Company	Price(Rs)	Chg(%)
TECHM	461.75	(2.46)
TCS	2188.50	(1.50)
HDFC	1218.95	(1.44)
IDEA	72.65	(1.09)
GAIL	428.90	(0.92)

Vol. Shockers	Last Day (Lakh)	2 Wk Avg. (Lakh)	Vol. Ch. (Times)
WHIRLPOOL	2.60	0.3	8
SUNDARFIN	0.54	0.1	8
SUNTV	10.72	1.7	6
POWERGRID	45.42	8.2	6
JAMNAUTO	3.96	0.8	5

Indian Forex	Closing	Chg	% Chg
USD/INR	68.170	(0.199)	(0.29)
GBP/INR	86.535	0.254	0.29
EUR/INR	72.042	(0.996)	(1.36)
JPY/INR	60.110	0.150	0.25

Precious Metal	Closing	Chg (Rs.)
Gold (Rs/10gm)	28283	0
Silver (Rs/1kg)	40920	275

Commodities	Price	% Chg.
Crude (US\$/BBL)	51.3	(0.72)
Brent (US\$/BBL)	54.5	0.13
Gold (US/oz)	1175.5	(0.20)
Silver (US\$/oz)	16.9	0.71
Copper (US\$/MT)	5851.5	2.01
Alum (US\$/MT)	1728.0	0.76
Zinc(US\$/MT)	2705.5	1.60

ADR	Cl. Values	% Chg.
ICICI Bank	7.68	0.00
HDFC Bank	63.46	0.63
Infosys	14.34	0.21
Vedanta Ltd	13.37	2.45
Dr. Deddy's Labs	46.69	0.93
Wipro	9.27	(0.64)
Tata Motors	32.20	0.63

## Market Sensor

US market closed higher on Monday, unfazed by a key vote in Italy which led to Prime Minister Matteo Renzi's resignation, as financials, technology and consumer discretionary stocks rose around 1 percent. Dow Jones Industrial Average was up 0.24% or 45.82 points at 19216.24 Nasdaq Composite was up 1.01% or 53.24 points at 5308.89 Standard & Poor's 500 was up 0.58% or 12.76 points at 2204.71

Indian Equity market ended on a higher note as European market showed a comeback post initial weakness. Bank stocks advanced. The market breadth, indicating the overall health of the market, was positive. Market volatility is here to stay as a two-day meet of the monetary policy committee (MPC) of the RBI is scheduled on Tuesday, 6 & Wednesday, 7 December 2016. Nifty ended the previous day with a gain of 0.52% or 41.95 points at 8128.75. On Monday's trading session, FIIs sold net Rs.317.85 Cr in cash market and bought Rs.78.90 Cr in derivative segment. Whereas, DII bought net Rs.163.64 Cr in cash segment.

## Global News

❖ A flood of data from China in coming weeks is expected to show the economy continued to grow at a steady pace in November, with inflation quickening and credit expanding at a faster pace despite concerns about rising debt, a Reuters poll showed. (Reuters)

❖ U.S. services sector activity hit a one-year high in November, with a surge in production boosting hiring, further evidence of strength in the economy that clears the way for the Federal Reserve to raise interest rates next week.

❖ Federal Reserve officials cautioned on Monday that the incoming Trump administration's economic plans should not be cast as if the economy is in crisis, but instead be designed to help the economy's long-run prospects.

❖ Citing rising 10-year U.S. Treasury yields and his forecast for about 2.25 percent economic growth next year, Chicago Federal Reserve President Charles Evans said on Monday he expects interest rates to continue to rise as the economy improves. (Reuters)

❖ Bank of England Governor Mark Carney said U.S. President-elect Donald Trump's conclusions on international trade were wrong but it was important for governments not to forget people who have been left behind by globalisation. (Reuters)

## Economic News

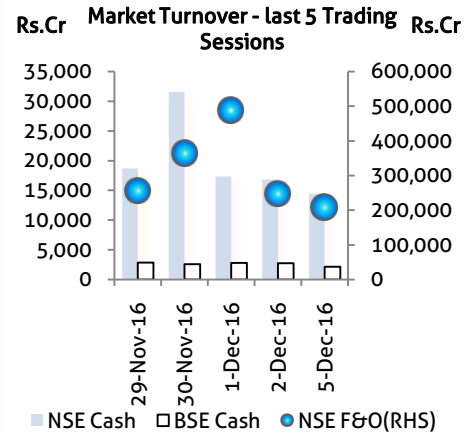
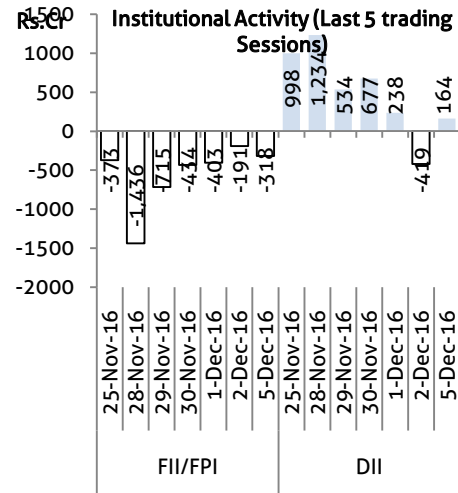
- ❖ Come April 1, 2017, reservation of rail tickets for senior citizens will be directly linked to Aadhaar or Unique Identification (UID) cards on a mandatory basis for availing concessions at both counter and e-tickets.
- ❖ The government on Monday said that toll on National Highways across the country can be paid using old 500-rupee notes till December 15, the Press Trust of Indiareported.
- ❖ Terming demonetisation as a big positive move for the Indian economy, Bharat Forge Executive Director Amit Kalyani has said that the step would expand the country's tax net and result in lower interest rates.
- ❖ India's economic growth rate is likely to fall to 6.5 per cent in the ongoing quarter and remain subdued at around 7 per cent in the January-March period as cash shortage is expected to last at least until next month, says a report.
- ❖ Indian services activity dived into contraction in November after Prime Minister Narendra Modi's surprise move to withdraw high denomination banknotes led to a sharp decline in demand, a survey showed on Monday.
- ❖ The Bombay High Court asked the RBI to consider the issue of payment of salaries to aided school teachers since it is disbursed through district cooperative banks which have been prohibited from depositing and exchanging old currency notes.
- ❖ The declaration of Rs 200,000 crore wealth by a four-member Mumbai family confounds the Income Tax Department, especially due to their middle class antecedents, official sources said on Monday.
- ❖ With oil cartel OPEC cutting production for the first time since 2008 leading to a surge in oil prices, India said higher rates will risk the country's growth trajectory and pitched for striking a balance between interests of producers and consumers.
- ❖ Chief Economic Adviser (CEA) Arvind Subramanian, one of the government's most visible faces, has not spoken on Prime Minister Narendra Modi's demonetisation drive. However, his next Economic Survey is likely to contain an entire chapter on the move and its short-term and long-term impact on the economy.

## Domestic News

- ❖ Indiabulls Real Estate announced buy-back of up to six crore equity shares of the company for Rs 540 crore.
- ❖ State-owned Canara Bank on Monday said it proposes to bring down stake in its housing finance subsidiary Can Fin Homes to 30 per cent and to dilute 70 percent stake in Canbank Factors as part of strategy to exit non-core business.
- ❖ Tata Power' Strategic Engineering Division (SED) has won a Rs 200 crore order from the Defence Ministry for supplying one regiment of command post and launcher of Pinaka multi rocket launch system. The order won by Tata Power SED includes supply of 20 launchers and 8 command posts.
- ❖ Drug firm Lupin has received final approval from the US health regulator for its Hydrocodone Bitartrate and Acetaminophen tablets used for providing pain relief.
- ❖ Rajesh Exports has bagged an export order worth Rs 786 crore of designer range of gold and diamond studded jewellery and medallions from UAE.

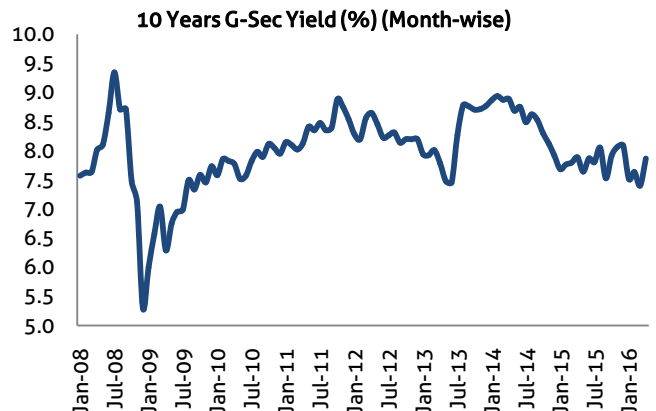
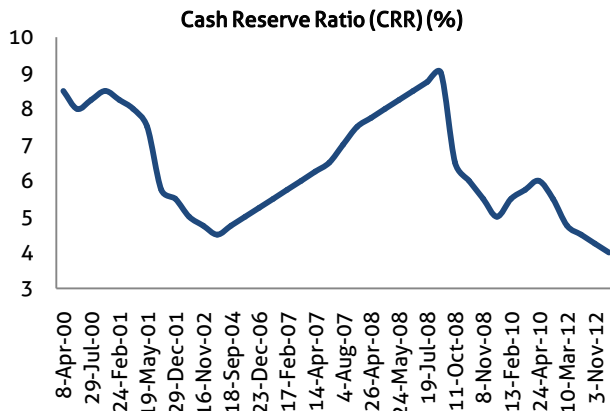
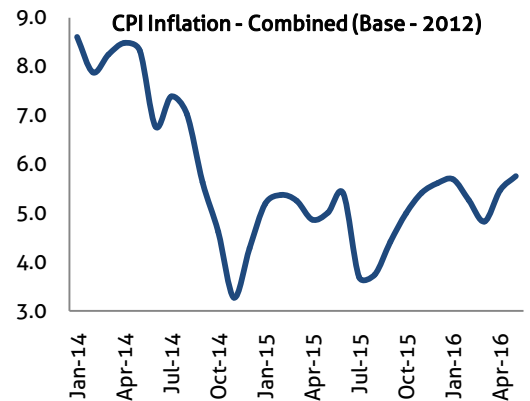
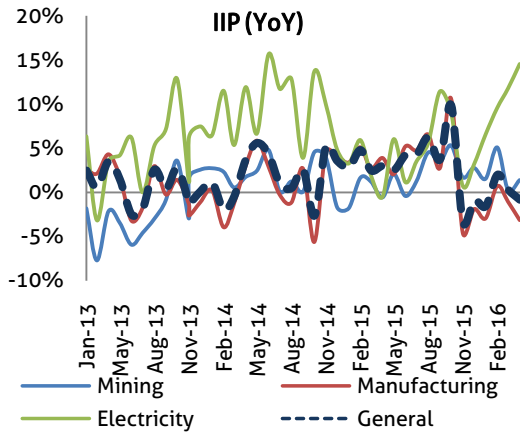
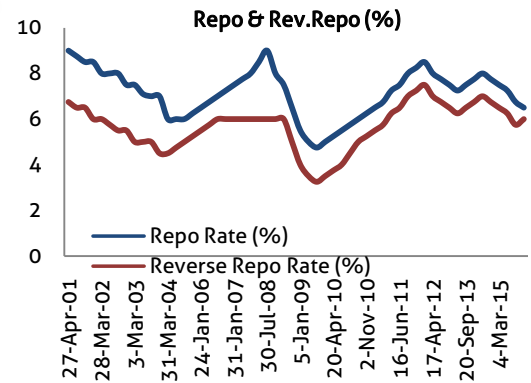
Global Forex	Closing	Chg	% Chg
EUR-USD	1.0764	0.0000	0.00
GBP-USD	1.2748	0.0015	0.12
USD-JPY	113.66	(0.2000)	(0.18)

Bond Markets	Closing	Chg
10-yr bond	6.38	3.00 bps
Interbank call	6.08	0.23 bps



## Domestic News (Cont...)

- ❖ M&M subsidiary has inked a pact to acquire up to 60 per cent stake in Netherlands-based OFD Holding BV for 5 million euros.
- ❖ OM Metals Infraprojects has been awarded a works contract in Himachal Pradesh by NHPC Ltd, contract value is 19.91 crore and this contract has to be executed in 28 months time period.
- ❖ Dabur said the demonetisation of high value currency notes would have beneficial impact on organised players in the segment.
- ❖ JM Financial subsidiary JM Financial Products acquires another 15 lakh equity shares of India Home Loan Ltd., through preferential allotment route taking its total stake to 24.5 percent.
- ❖ Torrent Power renews Distribution Franchise Agreement (DFA) with the MSEDCL for a period of 10 years from January 26, 2017.
- ❖ Central Bank of India allots 1.7 crore equity shares to LIC of India at an issue price of Rs 91.45 per equity share.
- ❖ Tata Motors wins order from Indian Army to replace its Gypsy fleet with Tata Safari Storme.
- ❖ Essel Propack to design and manufacture tube packaging requirements of Patanjali.
- ❖ Cipla inhalable insulin project suffers a setback after an expert committee denies permission to conduct trials on Indian patients.
- ❖ Cairn India to invest Rs 30,000 crore to increase capacity to one lakh barrels per day of oil.
- ❖ MRPL plans capex of Rs 11,000 crore to achieve refining capacity of 25 million tonne.
- ❖ IDFC wholly-owned subsidiary IDFC Alternatives Ltd. is set to buy Godhra Tollways for Rs 300 crore.
- ❖ Hyderabad-based construction major NCC Limited is hoping to cross Rs 10,000 crore in consolidated revenues, of which Rs 9,000 crore would be on a standalone basis, during the current financial year, as it expects to do better in the second half.
- ❖ Adani Enterprises Ltd reached a milestone in its bid to build a controversial \$16 billion coal project in northern Australia, winning approval for part of a rail link to service the planned mine.
- ❖ Oil and Natural Gas Corp (ONGC) will in 2019 begin producing oil from the Ratna and R-Series oilfield in Mumbai offshore, which it won back after the government cancelled award to Essar Oil.



## Bulk Deal - NSE

Date	Security Name	Client Name	Buy/Sell	Traded Qty.	Price
5-Dec-16	TVS Electronics Limited	AMANDEEP DILIP ARORA	SELL	100000	180.6
5-Dec-16	Sunil Hitech Engr Ltd	BP FINTRADE PRIVATE LIMITED	BUY	988813	11.7
5-Dec-16	Sunil Hitech Engr Ltd	BP FINTRADE PRIVATE LIMITED	SELL	888813	11.7
5-Dec-16	Shyam Telecom Limited	NEON VINIMAY PRIVATE LIMITED	BUY	143158	37.3
5-Dec-16	Jet Knitwears Ltd.	NISHA	BUY	27000	79.9

## Bulk Deal - BSE

Date	Security Name	Client Name	Buy/Sell	Traded Qty.	Price
5-Dec-16	SUDTIND-B	NIKHIL VORA	B	214,206	41.4
5-Dec-16	BRPL	HEM SEC LTD	S	104,000	39.3
5-Dec-16	GOLDENCAP	ANILKUMAR SHIVRATAN BHOOTRA	S	54,950	32.9
5-Dec-16	BRONZE	ARPITA ILESH PATEL	S	31,631	50.0
5-Dec-16	KFL	SANGAM ADVISORS LIMITED	S	119,000	8.4

## Corporate Actions

Scrip Code	Scrip Name	Ex-Date	Purpose	Record Date
590005	TIDEWATER	06-Dec-16	Interim Dividend - Rs. - 50.0000	07-Dec-16
502355	BALKRISIND	07-Dec-16	Interim Dividend - Rs. - 2.0000	08-Dec-16
522292	CHANDNI	08-Dec-16	Consolidation of Shares	09-Dec-16
536928	IPRU2210	08-Dec-16	Redemption of Mutual Fund	-
536929	IPRU2211	08-Dec-16	Redemption of Mutual Fund	-
536930	IPRU8410	08-Dec-16	Redemption of Mutual Fund	-
536931	IPRU8411	08-Dec-16	Redemption of Mutual Fund	-
512297	SHANTAI	08-Dec-16	Interim Dividend - Rs. - 1.0000	09-Dec-16
536592	SKFL	08-Dec-16	Stock Split From Rs.10/- to Rs.1/-	12-Dec-16
502986	VTL	08-Dec-16	Buy Back of Shares	09-Dec-16
504741	INDIANHUME	09-Dec-16	Bonus issue 1:1	13-Dec-16
500790	NESTLEIND	09-Dec-16	Interim Dividend - Rs. - 16.0000	13-Dec-16
536429	IPRU2150	13-Dec-16	Redemption of Mutual Fund	-
536430	IPRU2151	13-Dec-16	Redemption of Mutual Fund	-
536431	IPRU8350	13-Dec-16	Redemption of Mutual Fund	-
532942	KNRCON	13-Dec-16	Stock Split From Rs.10/- to Rs.2/-	14-Dec-16
500378	JINDALSAW	14-Dec-16	Dividend - Rs. - 1.0000	-
531082	ALANKIT	15-Dec-16	Stock Split From Rs.2/- to Rs.1/-	16-Dec-16
500830	COLPAL	15-Dec-16	Interim Dividend - Rs. - 3.0000	16-Dec-16
500041	BANARISUG	21-Dec-16	Dividend - Rs. - 7.5000	-
519248	JVLGRO	21-Dec-16	Dividend - Rs. - 0.1000	-
538597	TTIENT	21-Dec-16	Consolidation of Shares	22-Dec-16

## Global Economic Calendar

Date	Curr.	Event	Actual	Forecast	Previous
5-Dec-16	CNY	Caixin Services PMI (Nov)			52.4
5-Dec-16	EUR	Services PMI (Nov)		54.1	54.1
5-Dec-16	GBP	Services PMI (Nov)		54	54.5
5-Dec-16	EUR	Sentix Investor Confidence (Dec)		13.1	13.1
5-Dec-16	EUR	Retail Sales (YoY) (Oct)		1.70%	1.10%
5-Dec-16	USD	Services PMI (Nov)			54.7
5-Dec-16	USD	ISM Non-Manufacturing PMI (Nov)		55.4	54.8
6-Dec-16	GBP	BRC Retail Sales Monitor (YoY) (Nov)			1.70%
6-Dec-16	EUR	GDP (YoY) (Q3)		1.60%	1.60%
6-Dec-16	USD	Nonfarm Productivity (QoQ) (Q3)		3.30%	3.10%
6-Dec-16	USD	Trade Balance (Oct)		-41.60B	-36.40B
6-Dec-16	USD	Factory Orders (MoM) (Oct)		2.50%	0.30%
7-Dec-16	JPY	Coincident Indicator (MoM) (Oct)			0.20%
7-Dec-16	GBP	Halifax House Price Index (YoY) (Nov)		5.90%	5.20%
7-Dec-16	GBP	Industrial Production (YoY) (Oct)		0.50%	0.30%
7-Dec-16	GBP	Manufacturing Production (YoY) (Oct)		0.80%	0.20%
7-Dec-16	USD	MBA 30-Year Mortgage Rate			4.23%
8-Dec-16	USD	Consumer Credit (Oct)		19.00B	19.29B
8-Dec-16	JPY	Current Account n.s.a. (Oct)		1.577T	1.821T
8-Dec-16	JPY	GDP (YoY) (Q3)		2.40%	2.20%
8-Dec-16	CNY	Trade Balance (USD) (Nov)			49.06B
8-Dec-16	EUR	Interest Rate Decision (Dec)			
8-Dec-16	USD	Initial Jobless Claims			268K
9-Dec-16	CNY	CPI (YoY) (Nov)			2.10%
9-Dec-16	CNY	PPI (YoY) (Nov)			1.20%
9-Dec-16	GBP	Trade Balance (Oct)		-11.80B	-12.70B
9-Dec-16	USD	Michigan Consumer Sentiment (Dec)		94.2	93.8
9-Dec-16	USD	Wholesale Inventories (MoM) (Oct)		-0.40%	-0.40%

## Indian Economic Calendar

Date	Curr.	Event	Actual	Forecast	Previous
5-Dec-16	INR	Nikkei Services PMI (Nov)			54.5
7-Dec-16	INR	Interest Rate Decision		6.00%	6.25%
7-Dec-16	INR	M3 Money Supply (2wk)			10.30%
9-Dec-16	INR	Bank Loan Growth (2wk)			7.90%
9-Dec-16	INR	Deposit Growth (2wk)			11.70%

## Research Team

Name	Designation	Email ID	Contact No.
Paras Bothra	President Equity Research	paras@ashikagroup.com	+91 22 6611 1704
Krishna Kumar Agarwal	Equity Research Analyst	krishna.a@ashikagroup.com	+91 33 4036 0646
Partha Mazumder	Equity Research Analyst	partha.m@ashikagroup.com	+91 33 4036 0647
Arijit Malakar	Equity Research Analyst	amalakar@ashikagroup.com	+91 33 4036 0644
Chanchal Bachhawat	Equity Research Analyst	chanchal.bachhawat@ashikagroup.com	+91 22 6611 1712
Tirthankar Das	Technical & Derivative Analyst	tirthankar.d@ashikagroup.com	+91 33 4036 0645

SEBI Registration No. INH000000206

### Disclosure

The Research Analysts and /or Ashika Stock Broking Limited do hereby certify that all the views expressed in this research report accurately reflect their views about the subject issuer(s) or securities. Moreover, they also certify the followings:-

- The Research Analyst or Ashika Stock Broking Limited or his/its Associates or his/its relative, has any financial interest in the subject company (ies) covered in this report. **Yes**
- The Research Analyst or Ashika Stock Broking Limited or his/its Associates or his/its relative, have actual/beneficial ownership of 1% or more in the subject company, at the end of the month immediately preceding the date of the publication of the research report. **No**
- The Research Analyst or Ashika Stock Broking Limited or his/its Associates or his/its relatives has any material conflict of interest at the time of publication of the research report. **No**
- The Research Analyst or Ashika Stock Broking Limited or his/its Associates have received compensation for investment banking or merchant banking or brokerage services or for product other than for investment banking or merchant banking or brokerage services from the companies covered in this report in the past 12 months. **No**
- The Research Analyst or Ashika Stock Broking Limited or his/its Associates have managed or co managed in the previous 12 months any private or public offering of securities for the company (ies) covered in this report. **No**
- The Research Analyst or Ashika Stock Broking Limited or his/its Associates have received any compensation or other benefits from the company (ies) covered in this report or any third party in connection with the Research Report. **No**
- The Research Analyst has served as an officer, director or employee of the company (ies) covered in the research report. **No**
- The Research Analyst or Ashika Stock Broking Limited has been engaged in Market making activity of the company (ies) covered in the research report. **No**

### Disclaimer

This report is for the personal information of the authorized recipient and does not construe to be any investment, legal or taxation advice to you. Ashika Stock Broking Ltd. is not soliciting any action based upon it. This report is not for public distribution and has been furnished to you solely for your information and should not be reproduced or redistributed to any other person in any form. The report is based upon information that we consider reliable, but we do not represent that it is accurate or complete, and it should not be relied upon such. Ashika Stock Broking Ltd. or any of its affiliates or employees shall not be in anyway responsible for any loss or damage that may arise to any person from any inadvertent error in the information contained in this report. Ashika Stock Broking Ltd., or any of its affiliates or employees do not provide, at any time, any express or implied warranty of any kind, regarding any matter pertaining to this report, including without limitation the implied warranties of merchantability, fitness for a particular purpose, and non-infringement. The recipients of this report should rely on their own investigations.