

Equity	Latest	% Chg	NSE Sect. Indices	Latest	% Chg
Nifty	8768	-0.37	NIFTY IT	9997.95	(0.31)
Sensex	28335	-0.37	NIFTY BANK	20327.25	(0.22)
DowJones	20090	0.19	NIFTY 500	7603.20	(0.33)
Nasdaq	5674	0.19	NIFTY FMCG	22877.75	(0.12)
Hangseng	23250	-0.35	NIFTY INFRA	3011.65	(0.02)
Shanghai	3142	-0.35	NIFTY AUTO	9931.70	(0.99)
Nikkei	7039	-0.09	NIFTY ENERGY	10692.10	(0.84)
Strait Times	3058	-0.47	NIFTY PHARMA	10604.00	(1.00)
Kospi	2062	-0.65	Advances / Declines	BSE	NSE
Taiwan	9535	-0.21	Advances	1285	702
FTSE	7186	0.20	Declines	1596	950
CAC	4754	-0.49	Unchanged	125	95
DAX	11549	0.34	Total	3006	1747

Nifty Gainers		
Company	Price(Rs)	Chg(%)
BHEL	151.35	5.07
BPCL	717.50	1.72
LT	1501.60	1.20
INFY	946.00	1.15
BANKBARODA	186.45	1.00

Nifty Losers		
Company	Price(Rs)	Chg(%)
TATAMOTORS	507.10	(3.57)
TATAMTRDVR	319.00	(3.41)
COALINDIA	317.50	(2.32)
HINDALCO	186.40	(1.95)
LUPIN	1469.00	(1.81)

Vol. Shockers	Last Day (Lakh)	2 Wk Avg. (Lakh)	Vol. Ch. (Times)
EXCEL	13.42	1.7	8
BLUEDART	0.46	0.1	8
GEOMETRIC	2.26	0.3	7
FRETAIL	5.23	0.8	7
GPPL	10.68	1.6	7

Indian Forex	Closing	Chg	% Chg
USD/INR	67.369	0.173	0.26
GBP/INR	83.949	0.028	0.03
EUR/INR	72.072	(0.332)	(0.46)
JPY/INR	60.260	0.530	0.89

Precious Metal	Closing	Chg (Rs.)
Gold (Rs/10gm)	29263	218
Silver (Rs/1kg)	42220	188

Commodities	Price	% Chg.
Crude (US\$/BBL)	51.6	(2.99)
Brent (US\$/BBL)	54.6	(2.36)
Gold (US/oz)	1236.3	0.15
Silver (US\$/oz)	17.7	0.11
Copper (US\$/MT)	5802.0	0.28
Alum (US\$/MT)	1809.0	(0.17)
Zinc(US\$/MT)	2774.5	0.36

ADR	Cl. Values	% Chg.
ICICI Bank	8.56	(0.93)
HDFC Bank	71.44	(0.06)
Infosys	14.07	1.59
Vedanta Ltd	12.72	0.95
Dr. Deddy's Labs	45.21	(1.52)
Wipro	9.14	0.55
Tata Motors	37.62	(2.97)

Market Sensor

The S&P 500 ended barely higher on Tuesday while the Nasdaq managed to scratch out a new record as gains in big tech names countered energy declines. The Dow Jones Industrial Average rose 37.87 points, or 0.19 percent, to 20,090.29, the S&P 500 gained 0.52 points, or 0.02 percent, to 2,293.08 and the Nasdaq Composite added 10.67 points, or 0.19 percent, to 5,674.22.

Key domestic indices snapped four-day winning streak on Tuesday, as caution prevailed ahead of the Reserve Bank of India's announcement of policy review decision today, 8 February 2017. The barometer index, the S&P BSE Sensex, fell 104.12 points or 0.37% to settle at 28,335.16 while the Nifty 50 index fell 32.75 points or 0.37% to settle at 8,768.30. On Tuesday's trading session, FIIs bought net Rs 201.13 Cr in cash market whereas, DII bought net Rs. 1620.03 Cr in cash segment.

Global News

- ❖ Bank of Japan board members saw improvements in exports, consumer spending and capital expenditure but warned that it may take time for inflation expectations to pick up, a summary of opinions from their Jan. 30-31 meeting showed on Wednesday. (Reuters)
- ❖ The U.S. trade deficit fell in December as exports hit their highest level in more than 1-1/2 years amid record shipments of technology products, but strengthening domestic demand points to further rises in imports, which could constrain economic growth. (Reuters)
- ❖ Iraq Crude oil exports from southern Iraq in January fell to 3.275 million barrels per day (bpd) from 3.51 million bpd in December, as the country complied with an agreement with other producers to reduce output, two oil executives said on Tuesday. (Reuters)
- ❖ China's foreign exchange reserves unexpectedly fell below the closely watched \$3 trillion level in January for the first time in nearly six years, though tighter regulatory controls appeared to making some progress in slowing capital outflows. (Reuters)
- ❖ The European Central Bank rejected U.S. accusations of currency manipulation on Monday and warned that deregulating the banking industry, now being openly discussed in Washington, could sow the seeds of the next financial crisis. (Reuters)

Economic News

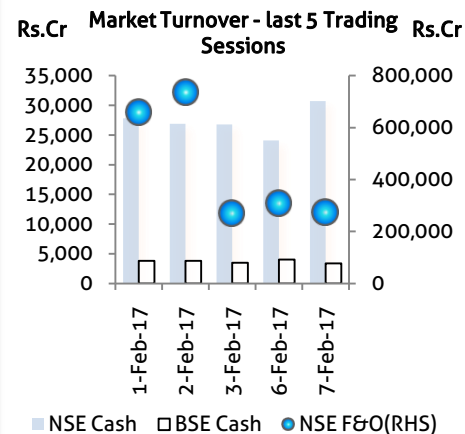
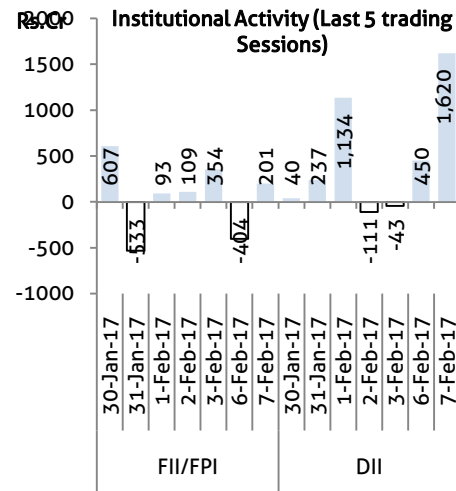
- ❖ Model GST law, which is currently being vetted by the law department, is expected to be finalised by this month end, said a senior finance ministry official.
- ❖ In the ongoing process of remonetisation, banknotes worth Rs 6.78 lakh crore returned to the formal banking system between November 10 and January 13, taking the total currency in circulation to Rs 9.1 lakh crore, the government said on Tuesday.
- ❖ Prime Minister Narendra Modi said on Tuesday the government had taken several measures to plug leakages in government schemes and made an annual saving of Rs 49,500 crore which, he added, was earlier lining the pockets of middlemen.
- ❖ Finance Minister Arun Jaitley will address the boards of the Reserve Bank and markets regulator Sebi on February 11 and discuss various financial sector reforms announced in the Union Budget 2017-18.
- ❖ As many as 3.3 crore fake, ghost and duplicate LPG connections have been blocked, leading to saving of Rs 21,000 crore in subsidies, said Oil Minister Dharmendra Pradhan.
- ❖ Over Rs 16,200 crore in black money has been detected by the government after investigations on global leaks about Indians stashing funds abroad, Parliament was informed Tuesday.
- ❖ The government on Tuesday said the limit has not been fixed for viability gap funding to airlines under the regional connectivity scheme.
- ❖ Government has received over 1,300 complaints against direct selling and e-commerce companies till December 2016, Parliament was informed on Tuesday.
- ❖ The tax department has signed four unilateral advance pricing agreements (APAs) with taxpayers as it looks to reduce litigation by providing certainty in transfer pricing.
- ❖ In implementing demonetisation what did not go as planned was that "a lot of bank officials really played it in the way that they should not have played it" and it was on a scale not anticipated, according to Arvind Panagariya, Vice Chairman of Niti Aayog.

Domestic News

- ❖ Axis Bank signs agreement for sale of 1.4 crore equity shares of Experian Credit Information Company of India at Rs 45.7 per share to result in cash consideration of Rs 64 crore, subject to regulatory approval.
- ❖ Jubilant Lifesciences board approves acquisition of 12 percent optionally convertible non-cumulative redeemable preference shares of Rs 10 each of Jubilant Biosys for Rs 186.62 crore.
- ❖ NHPC board approves buyback of upto 81.13 crore equity shares at a price of Rs 32.25 per share for Rs 2,616.6 crore.
- ❖ Qess Corp Limited, a subsidiary of Thomas Cook (India), has entered into definitive agreements for acquiring Comtel Solutions Pte. Ltd., Singapore on February 06, 2017.
- ❖ SRF commissioned first phase of Indore plant at a cost of Rs330cr
- ❖ In a major jolt to liquor baron Vijay Mallya, the Karnataka High Court on Tuesday ordered the winding up of United Breweries (Holdings) Ltd (UBHL), the parent company of UB Group, for recovering dues payable by the UBHL-promoted defunct Kingfisher Airlines Limited.

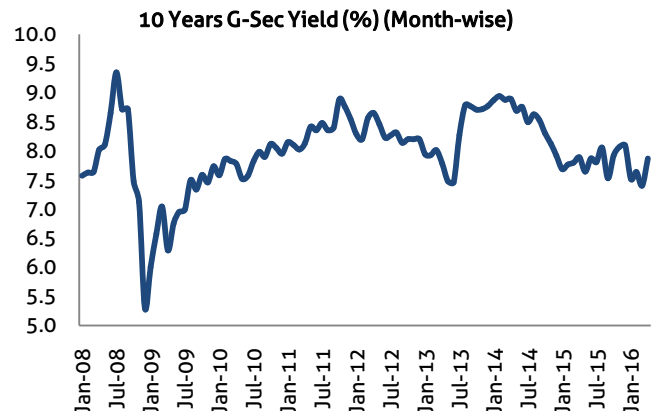
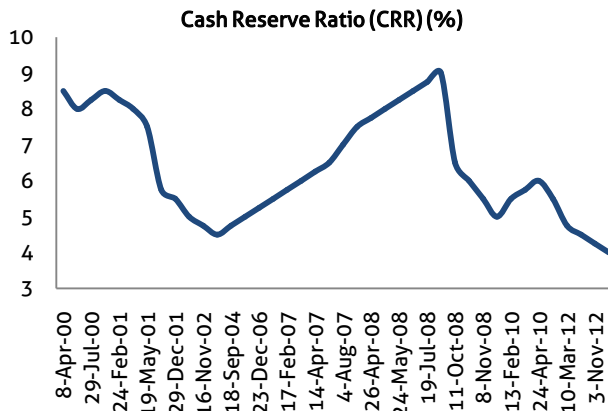
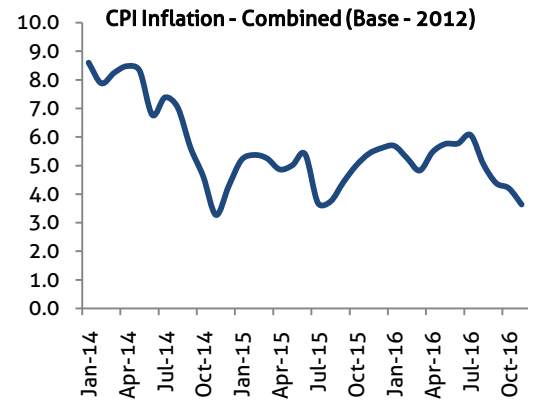
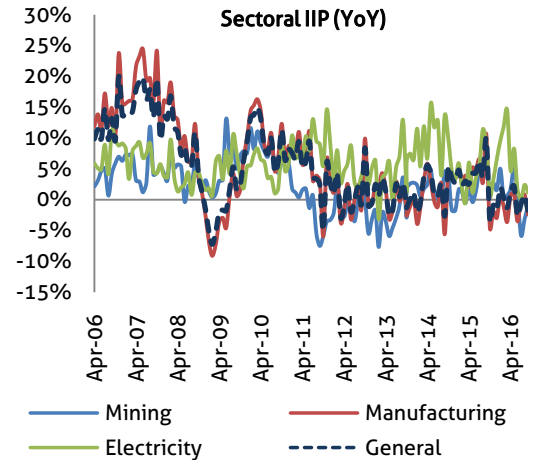
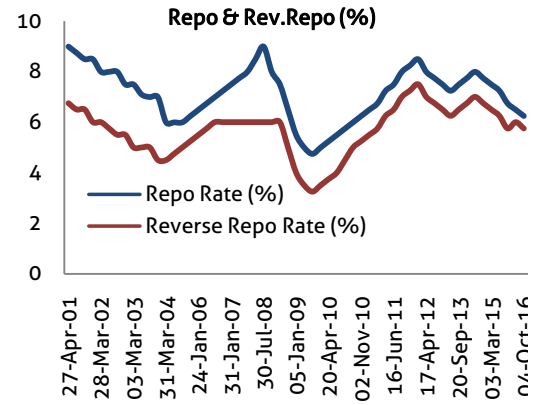
Global Forex	Closing	Chg	% Chg
EUR-USD	1.0686	0.0008	0.00
GBP-USD	1.2508	0.0000	0.00
USD-JPY	112.13	(0.2600)	(0.23)

Bond Markets	Closing	Chg
10-yr bond	6.84	13.00 bps
Interbank call	6.09	10.87 bps



Domestic News (Cont...)

- ❖ India has sold a 2 per cent stake in consumer goods and cigarettes maker ITC Ltd, raising about Rs 6,700 crore (\$995 million) for the government, three sources with direct knowledge of the deal said on Tuesday.
- ❖ Bharti Airtel board approves restructuring of subsidiaries' holdings, aim to offer benefits including delayering and simplification of structure and synergies.
- ❖ Sagar Cements sets QIP floor price at Rs 723.10 per share
- ❖ JP Power Ventures to consider share issue to lenders against debt on February 13.
- ❖ Infosys founders raise concerns over transparency, question Vishal Sikka's compensation package.
- ❖ Orbit exports gets shareholders nod for 1:1 bonus issue
- ❖ Cosmo Films, a leading manufacturer of biaxially oriented polypropylene (BOPP) films which go in for packaging, lamination & labeling applications; has announced startup of its tenth, 10.4 metre BOPP line.
- ❖ The domestic deal street is expected to jump nearly three times to over \$49 billion by the turn of 2019, says a report. According to global law firm Baker McKenzie, the domestic mergers and acquisitions (M&As) stood at \$17.5 billion in 2016 and is likely to touch \$28.5 billion in 2017.
- ❖ While the sale of commercial vehicles started on a positive note, with a growth of about one per cent in January, it is expected to close financial year 2017-18 with a decline, due to a slowdown in the replacement demand and weak industrial activity, among the other factors, says India Ratings and Research (India Ratings).
- ❖ Mutual fund industry's asset base rose to all-time high of Rs 17.37 lakh crore at the end of January primarily on account of strong inflows in equity, income and money market segments.
- ❖ Rajshree Sugar total sugar production up 43.6 percent year-on-year at 26,613 Metric Tonnes
- ❖ Muthoot Finance to consider fund raising on February 13.
- ❖ Godawari Power lenders agree to debt restructuring proposal where promoters need to bring in equity contribution of Rs 31 crore. Board also approves preferential allotment of 24,80,000 equity shares to promoters at Rs 125 per share



Bulk Deal - NSE

Date	Security Name	Client Name	Buy/Sell	Traded Qty.	Price
7-Feb-17	ITC Ltd.	ADMINISTRATOR OF THE SPECIFIED UNDERTAKING OF THE UTI-1964	SELL	161681526	275.9
7-Feb-17	ITC Ltd.	LIC A/C LIC ALLOCATION CONTRA FUND	BUY	80840763	275.9
7-Feb-17	ITC Ltd.	LIFE INSURANCE CORPORATION (SCHEME 5)	BUY	80840763	275.9
7-Feb-17	ITC Ltd.	LIFE INSURANCE CORPORATION OF INDIA LTD	BUY	80840763	275.9
7-Feb-17	ITC Ltd.	UTI ADMNSTR OF THE SPECIFIED UNDERTAKING OF UTI-UNIT SCHM 64	SELL	80840763	275.9

Bulk Deal - BSE

Date	Security Name	Client Name	Buy/Sell	Traded Qty.	Price
7-Feb-17	GITANJALI	UNO METALS LIMITED	B	640,000	69.6
7-Feb-17	GITANJALI	AKG FINVEST LIMITED	S	640,000	69.6
7-Feb-17	PANCM	COPTHALL MAURITIUS INVESTMENT LIMITED	S	436,456	73.0
7-Feb-17	NRAGRINDQ	RIDDHI SIDDHI GLUCO BIOLS LIMITED	S	96,455	247.9
7-Feb-17	NRAGRINDQ	CREELOTEX ENGINEERS PVT LTD	S	101,405	228.5

Corporate Actions

Scrip Code	Scrip Name	Ex-Date	Purpose	Record Date
531082	ALANKIT	08-Feb-17	Interim Dividend - Rs. - 0.1000	09-Feb-17
533377	IPRU1117	08-Feb-17	Temporary Suspension	09-Feb-17
533379	IPRU1118P	08-Feb-17	Temporary Suspension	09-Feb-17
533381	IPRU1310	08-Feb-17	Temporary Suspension	09-Feb-17
533383	IPRU1311P	08-Feb-17	Temporary Suspension	09-Feb-17
533380	IPRU1694	08-Feb-17	Temporary Suspension	09-Feb-17
537323	IPRU8067	08-Feb-17	Temporary Suspension	09-Feb-17
532892	MOTILALOFS	08-Feb-17	Interim Dividend - Rs. - 2.5000	09-Feb-17
530239	SUVEN	08-Feb-17	Interim Dividend - Rs. - 1.0000	09-Feb-17
539871	THYROCARE	08-Feb-17	Interim Dividend - Rs. - 5.0000	09-Feb-17
500003	AEGISLOG	09-Feb-17	Interim Dividend - Rs. - 0.3500	10-Feb-17
524640	ARCHITORG	09-Feb-17	Right Issue of Equity Shares	11-Feb-17
500480	CUMMINSIND	09-Feb-17	Interim Dividend - Rs. - 5.0000	11-Feb-17
524226	GAEL	09-Feb-17	Buy Back of Shares	10-Feb-17
530343	GENUSPOWER	09-Feb-17	Interim Dividend - Rs. - 0.1000	10-Feb-17
500171	GHCL	09-Feb-17	Interim Dividend - Rs. - 1.5000	10-Feb-17
535789	IBULHSGFIN	09-Feb-17	Interim Dividend - Rs. - 9.0000	11-Feb-17
530965	IOC	09-Feb-17	Interim Dividend - Rs. - 13.5000	10-Feb-17
522259	KALINDEE	09-Feb-17	Amalgamation	10-Feb-17
539686	KPEL	09-Feb-17	Interim Dividend - Rs. - 1.0000	10-Feb-17
531642	MARICO	09-Feb-17	Interim Dividend - Rs. - 2.0000	10-Feb-17
513683	NLCINDIA	09-Feb-17	Buy Back of Shares	10-Feb-17

Global Economic Calendar

Date	Country	Event	Current	Forecast
6-Feb-17	EUR	Sentix Investor Confidence (Feb)	17.4	18.2
6-Feb-17	USD	CB Employment Trends Index (Jan)		129.6
7-Feb-17	GBP	BRC Retail Sales Monitor (YoY) (Jan)	0.80%	1.00%
7-Feb-17	JPY	Leading Index		102.8
7-Feb-17	GBP	Halifax House Price Index (YoY) (Jan)	6.00%	6.50%
7-Feb-17	USD	Trade Balance (Dec)	-45.00B	-45.20B
7-Feb-17	USD	JOLTs Job Openings (Dec)	5.553M	5.522M
8-Feb-17	USD	Consumer Credit (Dec)	20.00B	24.53B
8-Feb-17	JPY	Current Account n.s.a. (Dec)	1.295T	1.416T
8-Feb-17	USD	MBA 30-Year Mortgage Rate		4.39%
9-Feb-17	JPY	Core Machinery Orders (YoY) (Dec)	4.60%	10.40%
9-Feb-17	USD	Initial Jobless Claims		246K
9-Feb-17	USD	Wholesale Inventories (MoM) (Dec)	1.00%	1.00%
10-Feb-17	JPY	PPI (MoM) (Jan)	0.20%	0.60%
10-Feb-17	GBP	Construction Output (YoY) (Dec)	-0.50%	1.50%
10-Feb-17	GBP	Industrial Production (YoY) (Dec)	3.20%	2.00%
10-Feb-17	GBP	Manufacturing Production (YoY) (Dec)	1.70%	1.20%
10-Feb-17	GBP	Trade Balance (Dec)	-11.45B	-12.16B
10-Feb-17	USD	Export Price Index (MoM) (Jan)		0.30%
10-Feb-17	USD	Import Price Index (MoM) (Jan)	0.20%	0.40%
10-Feb-17	USD	Michigan Consumer Sentiment (Feb)	97.8	98.5
10-Feb-17	USD	Federal Budget Balance (Jan)	40.0B	-28.0B

Indian Economic Calendar

Date	Country	Event	Current	Forecast
8-Feb-17	INR	Interest Rate Decision	6.00%	6.25%
10-Feb-17	INR	Industrial Production (YoY) (Dec)		5.70%

Research Team

Name	Designation	Email ID	Contact No.
Paras Bothra	President Equity Research	paras@ashikagroup.com	+91 22 6611 1704
Krishna Kumar Agarwal	Equity Research Analyst	krishna.a@ashikagroup.com	+91 33 4036 0646
Partha Mazumder	Equity Research Analyst	partha.m@ashikagroup.com	+91 33 4036 0647
Arijit Malakar	Equity Research Analyst	amalakar@ashikagroup.com	+91 33 4036 0644
Kapil Jagasia, CFA	Equity Research Analyst	kapil.j@ashikagroup.com	+91 22 6611 1715
Tirthankar Das	Technical & Derivative Analyst	tirthankar.d@ashikagroup.com	+91 33 4036 0645

SEBI Registration No. INH00000206

Disclosure

The Research Analysts and /or Ashika Stock Broking Limited do hereby certify that all the views expressed in this research report accurately reflect their views about the subject issuer(s) or securities. Moreover, they also certify the followings:-

- The Research Analyst or Ashika Stock Broking Limited or his/its Associates or his/its relative, has any financial interest in the subject company (ies) covered in this report. **Yes**
- The Research Analyst or Ashika Stock Broking Limited or his/its Associates or his/its relative, have actual/beneficial ownership of 1% or more in the subject company, at the end of the month immediately preceding the date of the publication of the research report. **No**
- The Research Analyst or Ashika Stock Broking Limited or his/its Associates or his/its relatives has any material conflict of interest at the time of publication of the research report. **No**
- The Research Analyst or Ashika Stock Broking Limited or his/its Associates have received compensation for investment banking or merchant banking or brokerage services or for product other than for investment banking or merchant banking or brokerage services from the companies covered in this report in the past 12 months. **No**
- The Research Analyst or Ashika Stock Broking Limited or his/its Associates have managed or co managed in the previous 12 months any private or public offering of securities for the company (ies) covered in this report. **No**
- The Research Analyst or Ashika Stock Broking Limited or his/its Associates have received any compensation or other benefits from the company (ies) covered in this report or any third party in connection with the Research Report. **No**
- The Research Analyst has served as an officer, director or employee of the company (ies) covered in the research report. **No**
- The Research Analyst or Ashika Stock Broking Limited has been engaged in Market making activity of the company (ies) covered in the research report. **No**

Disclaimer

This report is for the personal information of the authorized recipient and does not construe to be any investment, legal or taxation advice to you. Ashika Stock Broking Ltd. is not soliciting any action based upon it. This report is not for public distribution and has been furnished to you solely for your information and should not be reproduced or redistributed to any other person in any form. The report is based upon information that we consider reliable, but we do not represent that it is accurate or complete, and it should not be relied upon such. Ashika Stock Broking Ltd. or any of its affiliates or employees shall not be in anyway responsible for any loss or damage that may arise to any person from any inadvertent error in the information contained in this report. Ashika Stock Broking Ltd., or any of its affiliates or employees do not provide, at any time, any express or implied warranty of any kind, regarding any matter pertaining to this report, including without limitation the implied warranties of merchantability, fitness for a particular purpose, and non-infringement. The recipients of this report should rely on their own investigations.