

Equity	Latest	% Chg	NSE Sect. Indices	Latest	% Chg
Nifty	9979	(0.78)	NIFTY IT	10623.70	(0.52)
Sensex	32014	(0.80)	NIFTY BANK	24599.50	(1.23)
DowJones	22085	(0.15)	NIFTY 500	8726.85	(0.90)
Nasdaq	6370	(0.21)	NIFTY FMCG	25306.05	(1.18)
Hangseng	27707	(0.53)	NIFTY INFRA	3372.55	(1.20)
Shanghai	3266	(0.48)	NIFTY AUTO	11117.80	(0.37)
Nikkei	7146	(1.34)	NIFTY ENERGY	13042.45	(1.70)
Strait Times	3318	(0.08)	NIFTY PHARMA	9125.85	(1.12)
Kospi	2373	(0.92)	Advances / Declines	BSE	NSE
Taiwan	10501	(0.64)	Advances	566	342
FTSE	7543	0.14	Declines	2020	1351
CAC	5219	0.21	Unchanged	124	39
DAX	12292	0.28	Total	2710	1732

Nifty Gainers		
Company	Price(Rs)	Chg(%)
HINDALCO	235.40	3.40
VEDL	297.10	3.27
CIPLA	579.80	2.35
TATASTEEL	614.00	2.32
GAIL	385.85	1.11

Nifty Losers		
Company	Price(Rs)	Chg(%)
DRREDDY	2089.00	(5.34)
BPCL	504.50	(4.40)
INFRATEL	382.30	(3.91)
IOC	416.10	(3.50)
COALINDIA	244.40	(2.82)

Vol. Shockers	Last Day (Lakh)	2 Wk Avg. (Lakh)	Vol. Ch. (Times)
PODDAR	3.65	0.4	10
INFRATEL	897.66	90.6	10
GAMMNFRA	255.68	30.8	8
NILKAMAL	1.16	0.1	8
MAHASTEEL	11.60	1.5	8

Indian Forex	Closing	Chg	% Chg
USD/INR	63.738	0.001	0.00
GBP/INR	83.147	(0.012)	(0.01)
EUR/INR	75.288	0.186	0.25
JPY/INR	57.630	0.080	0.14

Precious Metal	Closing	Chg (Rs.)
Gold (Rs/10gm)	28516	(61)
Silver (Rs/1kg)	37415	(775)

Commodities	Price	% Chg.
Crude (US\$/BBL)	49.0	(0.43)
Brent (US\$/BBL)	51.9	(0.44)
Gold (US/oz)	1270.6	0.38
Silver (US\$/oz)	16.5	1.60
Copper (US\$/MT)	6364.0	0.49
Alum (US\$/MT)	1981.0	3.18
Zinc(US\$/MT)	2873.0	2.01

ADR	Cl. Values	% Chg.
ICICI Bank	9.20	0.80
HDFC Bank	97.40	0.00
Infosys	15.70	(0.80)
Tata Steel Ltd	18.10	1.10
Dr. Deddy's Labs	34.60	(1.00)
Wipro	6.20	(1.80)
Tata Motors	34.80	(2.50)

Market Sensor

US market closed lower on Tuesday after President Donald Trump warned North Korea, saying that threats will be "met with fire and fury." Dow Jones Industrial Average was down 0.15% or 33.08 points at 22085.34 Nasdaq Composite was down 0.21% or 13.31 points at 6370.46 Standard & Poor's 500 was down 0.24% or 5.99 points at 2474.92

Indian Equity market turned volatile and lost nearly a percent, mainly in reaction to the local cues. The announcement of trading ban by the SEBI on suspected shell companies for a month cautioned participants. Nifty ended the previous day with a decline of 0.78% or 78.85 points at 9978.55. On Tuesday's trading session, FII's bought net Rs.1539.82 Cr in cash market and bought Rs.964.03 Cr in derivative segment. Whereas, DII bought net Rs.798.55 Cr in cash segment.

Global News

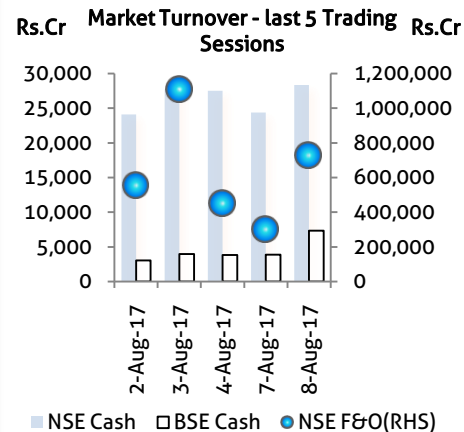
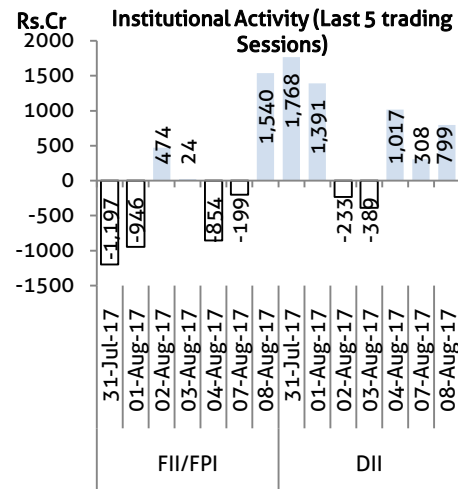
- ❖ China's annual producer price inflation held steady in July, with prices for key raw materials up slightly on expectations of deeper capacity cuts going into the winter months of heavy pollution, while consumer inflation slowed slightly. (Reuters)
- ❖ The Bank of England said a transition period after the Britain leaves the European Union would give banks more time to make orderly changes as Brexit poses risks to financial stability. (Reuters)
- ❖ China's exports and imports grew much less than expected in July, raising concerns over whether global demand is starting to cool even as major Western central banks consider scaling back years of massive stimulus support. (Reuters)
- ❖ Investor sentiment in the euro zone remained stable in August, buoyed by strong current conditions, but future expectations slumped amid growing concerns about the U.S. economy and the potential impact of a widening car emissions scandal. (Reuters)
- ❖ U.S. employers hired more workers than expected in July and raised their wages, signs of labor market tightness that likely clears the way for the Federal Reserve to announce a plan to start shrinking its massive bond portfolio. (Reuters)

Economic News

- ❖ The country is expected to receive normal rainfall in the second half of the monsoon season, the India Meteorological Department (IMD) said .
- ❖ The Cotton Textiles Export Promotion Council (Texprocil) has urged the government to exempt merchant exporters from charging integrated goods and services tax (IGST) to make India's textiles exports cost competitive in overseas markets.
- ❖ India's farm sector received foreign direct investment (FDI) worth Rs 354.77 crore during April-May this year, Parliament was informed.
- ❖ The government's expenditure went up 27 per cent in April-June of the current fiscal to over Rs 6.50 lakh crore as a result of Budget advancement by a month, Finance Minister Arun Jaitley said .
- ❖ Trai will shortly begin a consultation process to address the issues of ownership, privacy and security of data which flows through the network of telcos.
- ❖ The inter-ministerial group constituted to suggest measures to ease financial stress in the telecom sector will meet next week to discuss and finalise its report, according to a senior DoT official.
- ❖ Telecom operators failed to meet customer satisfaction benchmark, as per a survey conducted by the sector regulator Trai across three circles — Delhi, Madhya Pradesh and Karnataka.
- ❖ The income tax department detected undisclosed income of Rs 13,715 crore through surveys in 2016 -17, Minister of State for Finance Santosh Gangwar said .
- ❖ More than 62 per cent households in rural India have access to toilets while their usage stands at 91 per cent, till June, according to a survey.
- ❖ India signed a loan agreement with Asian Infrastructure Investment Bank (AIIB) for financing of USD 329 million for Gujarat Rural Roads Project, a finance ministry statement said.
- ❖ Former chairman of Unique Identity Development Authority of India (UIDAI) Nandan Nilekani said the Aadhaar system has not been breached but going forward, security was going to be a cause for concern.
- ❖ Union minister Nitin Gadkari on Tuesday said the government is considering a proposal to allow use of methanol as a fuel for ships, which he said would be a cheaper, cleaner and forex-saving alternative to diesel.

Global Forex	Closing	Chg	% Chg
EUR-USD	1.1256	0.0002	0.02
GBP-USD	1.2987	(0.0003)	(0.02)
USD-JPY	109.91	(0.4400)	(0.40)

Bond Markets	Closing	Chg
10-yr bond	6.81	7.00 bps
Interbank call	5.90	-3.70 bps

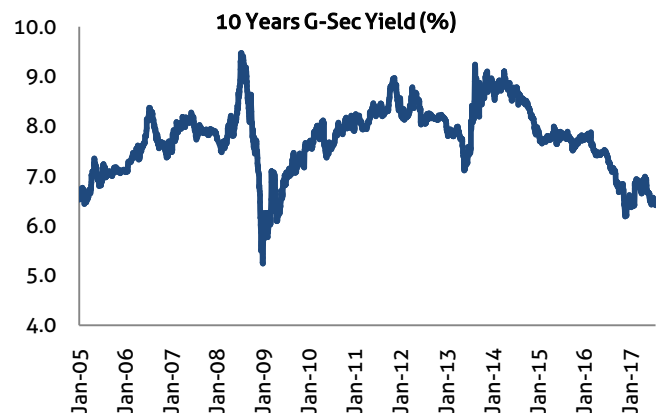
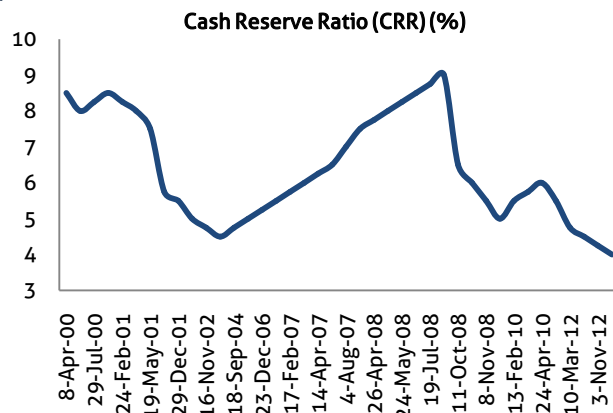
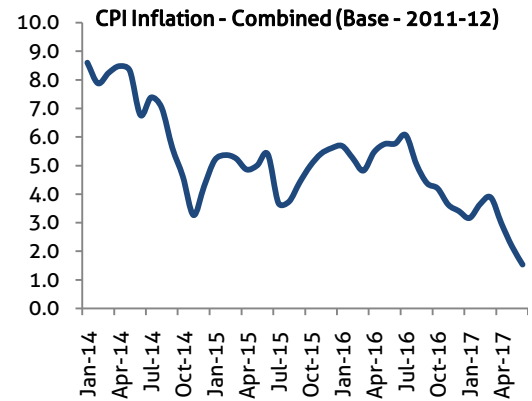
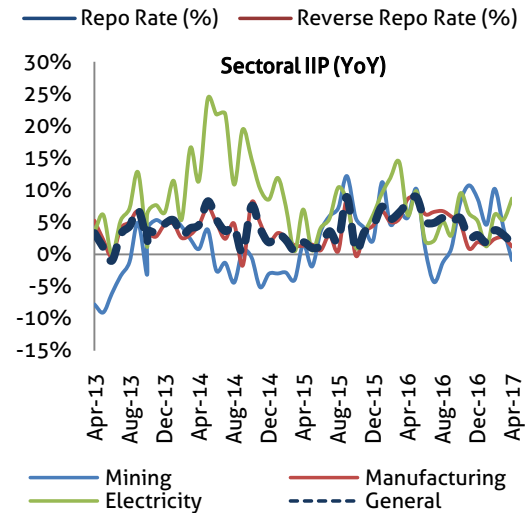
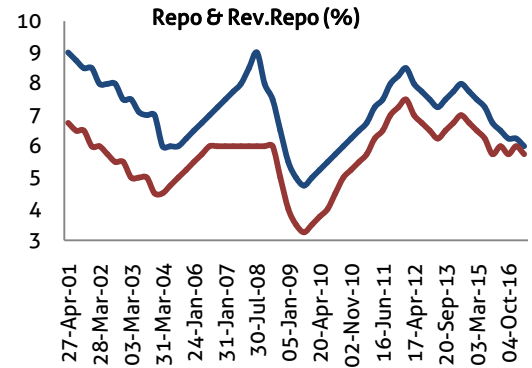


Domestic News

- ❖ Bajaj Auto's non-equity alliance with Triumph Motorcycles UK to jointly make mid-capacity motorcycles for Indian and global markets.
- ❖ Sun Pharma acquires 15.9% stake in U.S.-based Krystal Biotech for \$7 million.
- ❖ Tata Steel Ltd is actively looking at inorganic expansion as part of its growth strategy while it aims to ramp up capacity in India and also open to buying stressed assets.
- ❖ Jubilant FoodWorks chief executive Pratik Pota has said the company will not shy away from closing Domino's Pizza outlets if it helps in reducing cost.
- ❖ Idea Cellular has approached NCLT, seeking its approval for the mobile company's merger with Vodafone India and Vodafone Mobile Services.

Domestic News (Cont...)

- ❖ BHEL secure export orders from Chile and Estonia.
- ❖ Titan forays into the U.S. market with Amazon.
- ❖ RBI hikes FII investment limits in Ramkrishna Forgings to 49 percent from 24 percent.
- ❖ RBI hikes FII investment limit on Qess Corp to 74 percent from 24 percent.
- ❖ SRF board approves setting-up of a facility to produce specialty chemicals (P-33) for agro industry at chemical complex in Dahej, Gujarat at an estimated cost of Rs 85 crore.
- ❖ PVR sold its 51 percent stake in BluO to Smaaash for Rs 86 crore.
- ❖ Reliance Industries plans to refinance a significant portion of about \$12 billion of borrowings that mature over the next three years and may sell bonds to repay the debt
- ❖ HUL 'will not increase prices this quarter,' said CFO Balaji.
- ❖ Aurobindo, Intas in race to buy Mallinckrodt's US generics business.
- ❖ Lupin gets US FDA nod for Nikita (Pitavastatin) tablets.
- ❖ Bridgestone India Pvt Ltd, a group company of global tyre manufacturer Bridgestone Corporation, will invest \$304.3 million for the expansion of its Pune (Chakan) and Indore (Kheda) plants.
- ❖ Schindler India is all set to invest Rs. 170 crores to expand its manufacturing facilities by setting up India's first Escalator manufacturing line and towards improving its research and development facilities at its plant near Chakan in Pune.
- ❖ Crompton offers Rs 1,440 crore to Videocon for Kenstar.
- ❖ JSPL's MD Ravi Uppal says restructuring of foreign debt may be announced very soon.
- ❖ Allcargo Logistics is looking for acquisitions in the technology and contract logistics space, seeking to grow its business in India where opportunities will likely grow at a faster clip under GST.
- ❖ Sintex Industries approves allotment of 87,82,069 equity shares to foreign currency convertible bonds holder upon exercise of their conversion right.
- ❖ Lenders of TTML may recall loans of Rs 1,911 crore as the telecom firm has not been able to satisfy them with its financial performance.



Bulk Deal - NSE

Date	Security Name	Client Name	Buy/Sell	Traded Qty.	Price
08-Aug-17	Jaiprakash Associates Lim	SHAASTRA SECURITIES TRADING PRIVATE LIMITED	SELL	18552394	27.1
08-Aug-17	Gammon Infrastructure Pro	GAMMON POWER LIMITED	SELL	70000000	4.0
08-Aug-17	Sobha Limited	PLATINUM ASIA FUND	SELL	515397	379.0
08-Aug-17	Sintex Industries Ltd.	BLACKROCK FUNDS INTERNATIONAL OPPORTUNITIES PORTF	SELL	5356232	33.1
08-Aug-17	Housing Development and I	GENUINE STOCK BROKERS PVT LTD	SELL	2446075	59.6

Bulk Deal - BSE

Date	Security Name	Client Name	Buy/Sell	Traded Qty.	Price
08-Aug-17	INFRATEL	NETTLE INFRASTRUCTURE INVESTMENT LIMITED	S	50,650,794	380.7
08-Aug-17	PODDAR	L&T MUTUAL FUND	B	329,565	1000.0
08-Aug-17	SOBHA	PLATINUM ASIA FUND	S	515,438	379.0
08-Aug-17	GAMMNINFRA	GAMMON POWER LIMITED	S	10,000,100	4.0
08-Aug-17	GSTL	REFORM TRADING CO PRIVATE LIMITED	S	206,000	66.0

Corporate Actions

Scrip Code	Scrip Name	Ex-Date	Purpose	Record Date
524348	AARTIDRUGS	09-Aug-17	Final Dividend - Rs. - 1.0000	-
500038	BALRAMCHIN	09-Aug-17	Interim Dividend - Rs. - 2.5000	10-Aug-17
503681	ELCIDIN	09-Aug-17	Final Dividend - Rs. - 15.0000	-
517300	GIPCL	09-Aug-17	Dividend - Rs. - 2.7000	-
530979	INDIAHOME	09-Aug-17	Dividend - Rs. - 0.1000	-
532796	LUMAXTECH	09-Aug-17	Dividend - Rs. - 4.7000	-
532725	SOLARINDS	09-Aug-17	Final Dividend - Rs. - 3.0000	-
531548	SOMANYCERA	09-Aug-17	Dividend - Rs. - 2.7000	-
538734	ADCC	10-Aug-17	Bonus issue 1:10	11-Aug-17
535902	BSLAPIXDG	10-Aug-17	Temporary Suspension	11-Aug-17
535903	BSLAPIXDND	10-Aug-17	Temporary Suspension	11-Aug-17
535904	BSLAPIXDQD	10-Aug-17	Temporary Suspension	11-Aug-17
535905	BSLAPIXRG	10-Aug-17	Temporary Suspension	11-Aug-17
535906	BSLAPIXRND	10-Aug-17	Temporary Suspension	11-Aug-17
535907	BSLAPIXRQ	10-Aug-17	Temporary Suspension	11-Aug-17
523369	DCMSRMIND	10-Aug-17	Final Dividend - Rs. - 6.5000	-
532610	DWARKESH	10-Aug-17	Dividend - Rs. - 10.0000	-
532610	DWARKESH	10-Aug-17	Stock Split From Rs.10/- to Rs.1/-	-
524818	DYNAMIND	10-Aug-17	Dividend - Rs. - 1.0000	-
539228	GPCL	10-Aug-17	Bonus issue 1:20	11-Aug-17
532129	HEXAWARE	10-Aug-17	Interim Dividend - Rs. - 1.0000	11-Aug-17
524342	INDOBORAX	10-Aug-17	Dividend - Rs. - 1.5000	-

Global Economic Calendar

Date	Curr.	Event	Actual	Forecast	Previous
07-Aug-17	JPY	Coincident Indicator (MoM) (Jun)			-1.60%
07-Aug-17	JPY	Leading Index (MoM) (Jun)			0.50%
07-Aug-17	GBP	Halifax House Price Index (YoY) (Jul)		2.00%	2.60%
07-Aug-17	EUR	Sentix Investor Confidence (Aug)		27.8	28.3
08-Aug-17	USD	Consumer Credit (Jun)		15.54B	18.41B
08-Aug-17	GBP	BRC Retail Sales Monitor (YoY) (Jul)			1.20%
08-Aug-17	JPY	Current Account n.s.a. (Jun)		0.814T	1.654T
08-Aug-17	CNY	Trade Balance (USD) (Jul)		46.08B	42.77B
08-Aug-17	USD	NFIB Small Business Optimism (Jul)			103.6
08-Aug-17	USD	JOLTs Job Openings (Jun)			5.666M
09-Aug-17	CNY	CPI (YoY) (Jul)		1.50%	1.50%
09-Aug-17	CNY	PPI (YoY) (Jul)		5.50%	5.50%
09-Aug-17	JPY	Machine Tool Orders (YoY)			31.10%
09-Aug-17	USD	MBA 30-Year Mortgage Rate			4.17%
09-Aug-17	USD	Nonfarm Productivity (QoQ) (Q2)		0.70%	0.00%
09-Aug-17	USD	Wholesale Inventories (MoM) (Jun)		0.60%	0.60%
10-Aug-17	GBP	RICS House Price Balance (Jul)		8%	7%
10-Aug-17	JPY	Core Machinery Orders (YoY) (Jun)		-1.00%	0.60%
10-Aug-17	JPY	PPI (YoY) (Jul)		2.40%	2.10%
10-Aug-17	JPY	Tertiary Industry Activity Index (MoM)			-0.10%
10-Aug-17	GBP	Construction Output (MoM) (Jun)		1.50%	-1.20%
10-Aug-17	GBP	Industrial Production (YoY) (Jun)		-0.20%	-0.20%
10-Aug-17	GBP	Trade Balance (Jun)		-11.00B	-11.86B
10-Aug-17	USD	Continuing Jobless Claims		1,960K	1,968K
10-Aug-17	USD	Initial Jobless Claims		240K	240K
10-Aug-17	USD	PPI (MoM) (Jul)		0.10%	0.10%
10-Aug-17	USD	Bloomberg Consumer Confidence			49.6
11-Aug-17	USD	CPI (MoM) (Jul)		0.20%	0.00%
11-Aug-17	USD	Real Earnings (MoM) (Jul)			0.50%

Indian Economic Calendar

Date	Curr.	Event	Actual	Forecast	Previous
11-Aug-17	INR	Industrial Production (YoY) (Jun)			1.70%
11-Aug-17	INR	Manufacturing Output (MoM) (Jun)			1.20%

Research Team

Name	Designation	Email ID	Contact No.
Paras Bothra	President Equity Research	paras@ashikagroup.com	+91 22 6611 1704
Sanjeev Jain	AVP Equity Research	sanjeev.j@ashikagroup.com	+91 33 4036 0650
Krishna Kumar Agarwal	Equity Research Analyst	krishna.a@ashikagroup.com	+91 33 4036 0646
Partha Mazumder	Equity Research Analyst	partha.m@ashikagroup.com	+91 33 4036 0647
Arijit Malakar	Equity Research Analyst	amalakar@ashikagroup.com	+91 33 4036 0644
Kapil Jagasia	Equity Research Analyst	kapil.j@ashikagroup.com	+91 22 6611 1715
Tirthankar Das	Technical & Derivative Analyst	tirthankar.d@ashikagroup.com	+91 33 4036 0645

Ashika Stock Broking Limited ("ASBL") or Research Entity has started its journey in the year 1994 and is engaged in the business of broking services, depository services, distributor of financial products (Mutual fund, IPO & Bonds). This research report has been prepared and distributed by ASBL in the sole capacity of a Research Analyst (Reg No. INH00000206) of SEBI (Research Analyst) Regulations 2014. ASBL is a wholly owned subsidiary of Ashika Global Securities (P) Ltd., a RBI registered non-deposit taking NBFC Company. Ashika group (details is enumerated on our website www.ashikagroup.com) is an integrated financial service provider inter alia engaged in the business of Investment Banking, Corporate Lending, Commodity Broking, Debt Syndication & Other Advisory Services.

There were no significant and material disciplinary actions against ASBL taken by any regulatory authority during last three years.

Disclosure

ASBL or its associates, its Research Analysts (including their relatives) may have financial interest in the subject company(ies). However, the said financial interest is not limited to having an open stock market position in /acting as advisor to /having a loan transaction with the subject company(ies) apart from registration as clients.

- 1) ASBL or its Research Analysts (including their relatives) do not have any actual / beneficial ownership of 1% or more of securities of the subject company(ies) at the end of the month immediately preceding the date of publication of this report or date of the public appearance. However ASBL's associates may have actual / beneficial ownership of 1% or more of securities of the subject company(ies).
- 2) ASBL or their Research Analysts (including their relatives) do not have any other material conflict of interest at the time of publication of this research report or date of the public appearance. However ASBL's associates might have an actual / potential conflict of interest (other than ownership).
- 3) ASBL or its associates may have received compensation for investment banking, merchant banking, and brokerage services and for other products and services from the subject companies during the preceding 12 months. However, ASBL or its associates or its Research analysts (forming part of Research Desk) have not received any compensation or other benefits from the subject companies or third parties in connection with the research report. Moreover, Research Analysts have not received any compensation from the companies mentioned herein in the past twelve months.
- 4) ASBL or their Research Analysts have not managed or co-managed public offering of securities for the subject company(ies) in the past twelve months. However ASBL's associates may have managed or co-managed public offering of securities for the subject company(ies) in the past twelve months.
- 5) Research Analysts have not served as an officer, director or employee of the companies mentioned in the report.
- 6) Neither ASBL nor its Research Analysts have been engaged in market making activity for the companies mentioned in the report.

Disclaimer

The research recommendation and information herein are solely for the personal information of the authorized recipient and does not construe to be an offer documents or any investment, legal or taxation advice or solicitation of any action based upon it. This report is not for public distribution or use by any person or entity, where such distribution, publication, availability or use would be contrary to law, regulation or subject to any registration or licensing requirement. We will not treat recipients as customer by virtue of their receiving this report. The report is based upon the information obtained from public sources that we consider reliable, but we do not guarantee its accuracy or completeness. ASBL shall not be in anyways responsible for any loss or damage that may arise to any such person from any inadvertent error in the information contained in this report. The recipients of this report should rely on their own investigations.