

| Equity       | Latest | % Chg | NSE Sect. Indices          | Latest     | % Chg      |
|--------------|--------|-------|----------------------------|------------|------------|
| Nifty        | 9317   | 0.03  | NIFTY IT                   | 10279.60   | 0.69       |
| Sensex       | 29933  | 0.02  | NIFTY BANK                 | 22707.30   | (0.26)     |
| DowJones     | 20976  | -0.17 | NIFTY 500                  | 8242.70    | 0.20       |
| Nasdaq       | 6121   | 0.29  | NIFTY FMCG                 | 23527.85   | 0.37       |
| Hangseng     | 25069  | 0.72  | NIFTY INFRA                | 3257.90    | 0.94       |
| Shanghai     | 3082   | 0.04  | NIFTY AUTO                 | 10157.80   | (0.09)     |
| Nikkei       | 6919   | 0.21  | NIFTY ENERGY               | 11980.70   | 0.60       |
| Strait Times | 3250   | 0.40  | NIFTY PHARMA               | 9997.70    | (0.23)     |
| Kospi        | 2279   | -0.62 | <b>Advances / Declines</b> | <b>BSE</b> | <b>NSE</b> |
| Taiwan       | 9951   | 0.35  | Advances                   | 1457       | 915        |
| FTSE         | 7342   | 0.57  | Declines                   | 1360       | 743        |
| CAC          | 5398   | 0.28  | Unchanged                  | 181        | 110        |
| DAX          | 12749  | 0.43  | Total                      | 2998       | 1768       |

| Nifty Gainers |           |        |
|---------------|-----------|--------|
| Company       | Price(Rs) | Chg(%) |
| IOC           | 442.45    | 3.26   |
| LT            | 1745.00   | 2.07   |
| ADANI PORTS   | 347.25    | 1.98   |
| AXIS BANK     | 519.05    | 1.54   |
| WIPRO         | 508.55    | 1.24   |

| Nifty Losers |           |        |
|--------------|-----------|--------|
| Company      | Price(Rs) | Chg(%) |
| HEROMOTOCO   | 3280.00   | (3.56) |
| IBULHSGFIN   | 1086.90   | (2.95) |
| LUPIN        | 1255.00   | (1.94) |
| BHARTIARTL   | 345.70    | (1.59) |
| ZEEL         | 494.35    | (1.46) |

| Vol. Shockers | Last Day (Lakh) | 2 Wk Avg. (Lakh) | Vol. Ch. (Times) |
|---------------|-----------------|------------------|------------------|
| ATUL          | 1.59            | 0.2              | 8                |
| TECHM         | 96.82           | 12.2             | 8                |
| TITAN         | 32.08           | 4.1              | 8                |
| ABB           | 2.20            | 0.3              | 7                |
| VBL           | 6.13            | 0.9              | 7                |

| Indian Forex | Closing | Chg     | % Chg  |
|--------------|---------|---------|--------|
| USD/INR      | 64.507  | 0.291   | 0.45   |
| GBP/INR      | 83.530  | 0.274   | 0.33   |
| EUR/INR      | 70.467  | (0.029) | (0.04) |
| JPY/INR      | 56.900  | (0.090) | (0.16) |

| Precious Metal  | Closing | Chg (Rs.) |
|-----------------|---------|-----------|
| Gold (Rs/10gm)  | 28069   | (30)      |
| Silver (Rs/1kg) | 38013   | (187)     |

| Commodities      | Price  | % Chg. |
|------------------|--------|--------|
| Crude (US\$/BBL) | 46.2   | (0.43) |
| Brent (US\$/BBL) | 49.0   | (0.53) |
| Gold (US/oz)     | 1222.4 | (0.47) |
| Silver (US\$/oz) | 16.2   | (0.61) |
| Copper (US\$/MT) | 5496.0 | 0.55   |
| Alum (US\$/MT)   | 1874.0 | (0.27) |
| Zinc (US\$/MT)   | 2632.0 | 2.06   |

| ADR              | Cl. Values | % Chg.  |
|------------------|------------|---------|
| ICICI Bank       | 11.55      | 3.24    |
| HDFC Bank        | 50.75      | (20.97) |
| Infosys          | 31.46      | 16.18   |
| Tata Steel Ltd   | 14.42      | [0]     |
| Dr. Deddy's Labs | 50.45      | 7.73    |
| Wipro            | 11.32      | 1.43    |
| Tata Motors      | 42.28      | 7.64    |

## Market Sensor

US market closed lower on Tuesday after the North Korean ambassador to the UK told Sky News the country will proceed with its sixth nuclear test. Dow Jones Industrial Average was down 0.17% or 36.50 points at 20975.78. Nasdaq Composite was up 0.29% or 17.93 points at 6120.59. Standard & Poor's 500 was down 0.10% or 2.46 points at 2396.92.

Indian Equity market continued to be directionless for yet another day and settled almost unchanged, in absence of any major trigger. The latest report from IMF on Indian economy helped index to open slightly higher but it fizzled out soon, tracking mixed global cues. Market breadth remained positive as 1,469 stocks ended higher, 1,355 closed with losses while 174 ruled steady. Nifty ended the previous day with a gain of 0.03% or 2.80 points at 9316.85. On Tuesday's trading session, FII's bought net Rs.332.87 Cr in cash market and sold Rs.1728.26 Cr in derivative segment. Whereas, DII bought net Rs.16.92 Cr in cash segment.

## Global News

❖ German industrial production fell by less than expected in March following two strong months while exports and imports both hit record-highs in March, data showed on Tuesday, suggesting Europe's biggest economy picked up steam in the first quarter. (Reuters)

❖ London's share of the global reinsurance market is falling as rivals such as Bermuda and Singapore take more business and the British capital is also missing out on insurance business from emerging markets, a report said on Tuesday. (Reuters)

❖ France's election result alleviates concern about economic and market turmoil in Europe spilling over into the United States, two Federal Reserve policymakers said a day after pro-European Union candidate Emmanuel Macron was elected French president. (Reuters)

❖ Saudi Arabia's energy minister has indicated OPEC will extend its current production cuts for at least another six months to the end of 2017 and maybe further. (Reuters)

❖ The economy's weak performance at the start of the year should slow Federal Reserve plans for further rate increases, now broadly expected to resume at the central bank's June meeting, St. Louis Federal Reserve bank president James Bullard said on Monday. (Reuters)

## Economic News

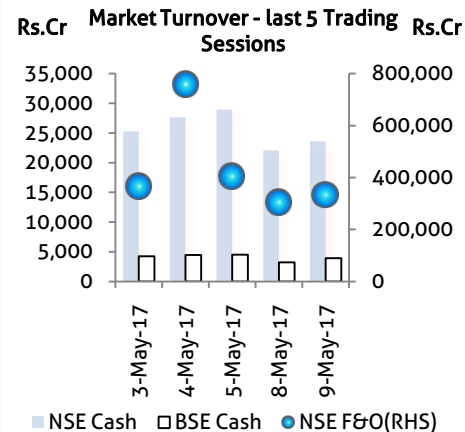
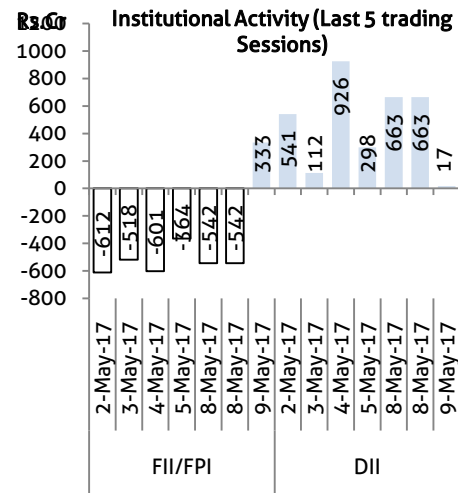
- ❖ India looks likely to receive above average monsoon rainfall as concern over the El Nino weather condition has eased in the past few weeks, the chief of the weather office said on Tuesday, raising prospects of higher farm and economic growth.
- ❖ US technology giant Oracle CEO Safra Catz sought to downplay fears of protectionism in the US, saying common sense will prevail and the narrative will be about advancing the agenda for the "greatest minds".
- ❖ The Gujarat assembly on Tuesday passed the state goods and services tax (GST) Bill in a special one-day session.
- ❖ The government on Tuesday projected wheat output at an all-time high of 97.44 million tonnes (MT) in the 2016-17 crop year ending next month due to good monsoon.
- ❖ Kochi Metro, which has secured the green signal from rail safety panel, will soon begin service trials, an important step ahead of starting commercial operations from Aluva to Palarivattom, a top Kochi Metro Rail Limited (KMRL) official said on Tuesday.
- ❖ The first four infrastructure investment trusts (InvITs), which are likely to hit the primary markets this fiscal, may bring down the overall debt of sponsor groups by nearly Rs 13,000 crore, according to India Ratings and Research (Ind-Ra).
- ❖ The Odisha government has urged the Centre's Power ministry to initiate swift action on revised bidding for the 4,000 Mw Bhedabahal ultra mega power project (UMPP).
- ❖ Global credit rating agency Moody's Investors Service on Tuesday said Indian public sector banks will first use their operating profits to increase the loan loss coverage before marking down their non-performing loans (NPLs).
- ❖ India's growth is expected to rebound to 7.2% in the 2017-18 fiscal and 7.7% in 2018-19 after "disruptions" caused by demonetisation, the International Monetary Fund (IMF) said, while recommending removal of long-standing "structural bottlenecks" to enhance market efficiency.

## Domestic News

- ❖ Global investment firm Kohlberg Kravis Roberts & Co Ltd (KKR) has invested Rs 200 crore in real estate firm Signature Global for the development of affordable housing projects.
- ❖ Drug firm Lupin on Tuesday said the US health regulator has made eight observations after inspecting its Aurangabad facility in Maharashtra.
- ❖ With win of Rs 4,500 crore worth self-propelled (SP) guns order recently, engineering conglomerate Larsen & Toubro (L&T) may be finally scripting its defence story.
- ❖ Ahmedabad-based Torrent Pharma has completed the acquisition of women healthcare brands Regestrone and Pregachieve for India from Swiss pharma major Novartis AG.
- ❖ Jubilant Life Sciences said it has restarted its manufacturing operations at Gajraula in Uttar Pradesh, except distillery unit. The revenue impact of the distillery operations in FY- 2017 is not significant, the company said in a BSE filing.
- ❖ Infosys could hand out pink slips to hundreds of mid- and senior-level employees as it carries out bi-annual performance review amid a challenging business environment.

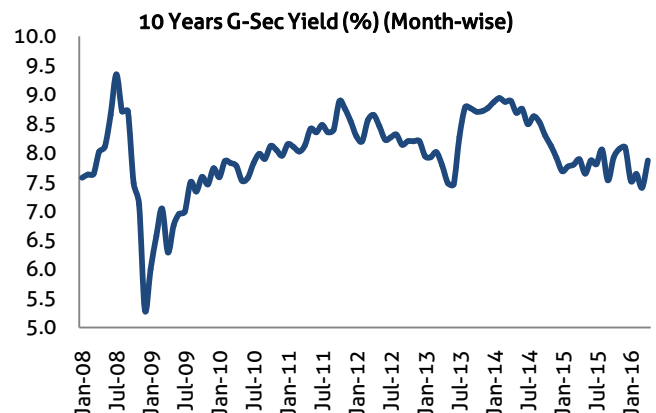
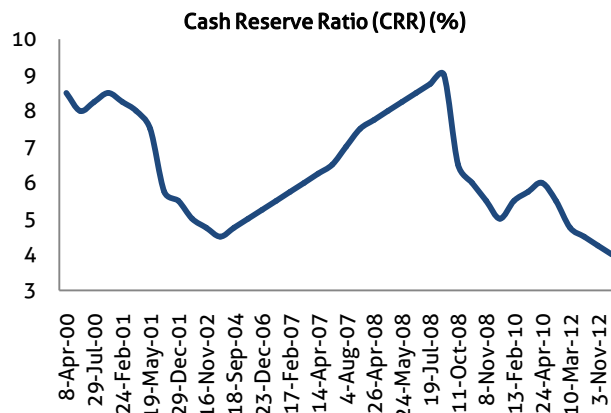
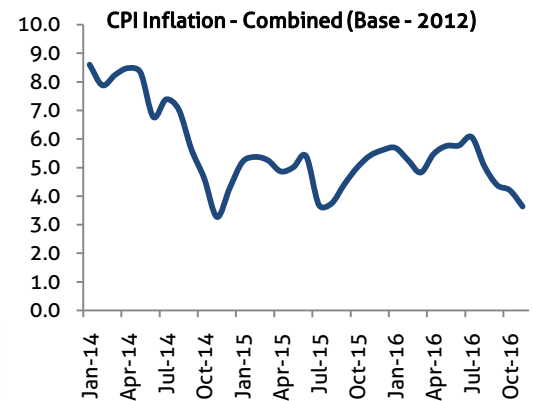
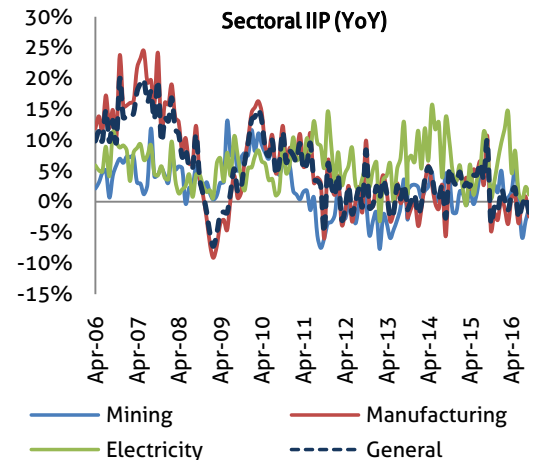
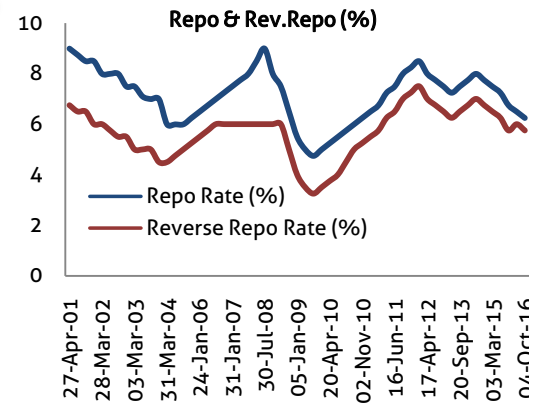
| Global Forex | Closing | Chg      | % Chg  |
|--------------|---------|----------|--------|
| EUR-USD      | 1.0893  | 0.0020   | 0.00   |
| GBP-USD      | 1.2947  | 0.0011   | 0.09   |
| USD-JPY      | 113.83  | (0.1800) | (0.16) |

| Bond Markets   | Closing | Chg       |
|----------------|---------|-----------|
| 10-yr bond     | 7.35    | 0.20 bps  |
| Interbank call | 6.08    | -1.93 bps |



## Domestic News (Cont...)

- ❖ Piralal Enterprises is planning to raise up to Rs 4,000 crore by selling shares to institutional investors as the diversified company looks to fuel growth in its financial services business, according to two people familiar with the matter.
- ❖ The board of Vijaya Bank has accorded its approval for raising Rs 1,000 crore of Common Equity Tier I capital for the FY 2017-18. Further, the board has approved to raise Additional Tier I Capital to the extent of shortfall, if any in raising CET I capital on or before 31 March 2018.
- ❖ USFDA has issued form 483 dated April 7 to Biocon Bangalore facility.
- ❖ Sintex Industries said that the foreign currency convertible bonds (FCCB) Committee of its board of directors allotted 47.56 lakh equity shares to FCCB holders on the exercise of their conversion right.
- ❖ Atul said that the joint venture agreements for the partnership with Akzo Nobel Chemicals International BV (Akzo) have been executed between the company, its affiliates and Akzo.
- ❖ Kotak Mahindra Bank's shareholders approve increasing ceiling limit of FII/FPI holding to 49 percent and to issue 6.2 crore shares via American Depository Receipt (ADR) or Global Depository Receipt (GDR).
- ❖ Competition Commission of India approves merger plan of Dish TV India with Videocon D2H.
- ❖ Mahindra and Mahindra to hold shareholder meeting on June 13, 2017 seeking to approve the Scheme of Arrangement between Mahindra Two Wheelers Ltd. and itself.
- ❖ In IDBI Bank, RBI initiated prompt corrective action for the bank due to high net non-performing assets and negative returns on assets.
- ❖ Titagarh Wagons, a flagship company of the Titagarh group, which has morphed itself from a wagon manufacturer for Indian Railways to a multinational engineering and fabrication group, gave a major boost to the Centre's Make In India campaign on Tuesday.
- ❖ To accelerate growth in India, French automajor Renault is planning to bring down the launch time of new products in the country.



## Bulk Deal - NSE

| Date     | Security Name             | Client Name                                 | Buy/Sell | Traded Qty. | Price  |
|----------|---------------------------|---|----------|-------------|--------|
| 9-May-17 | Atul Ltd.                 | SAIF INDIA IV FII HOLDINGS LIMITED          | SELL     | 202000      | 2450.3 |
| 9-May-17 | Chand And Company Ltd     | EVOLUTE TRADING PRIVATE LIMITED             | BUY      | 703544      | 679.2  |
| 9-May-17 | Housing Development and I | SHAASTRA SECURITIES TRADING PRIVATE LIMITED | SELL     | 4026590     | 97.8   |
| 9-May-17 | Man Industries (I) Ltd    | MARFATIA NISHIL SURENDRA                    | BUY      | 1299854     | 50.9   |
| 9-May-17 | Signet Industries Limited | MARFATIA NISHIL SURENDRA                    | BUY      | 1691167     | 12.3   |

## Bulk Deal - BSE

| Date     | Security Name | Client Name         | Buy/Sell | Traded Qty. | Price |
|----------|---------------|---------------------|----------|-------------|-------|
| 9-May-17 | KAMADGIRI     | NITIN SINGH BHATI   | S        | 83,862      | 98.5  |
| 9-May-17 | ARCHITORG     | SAGAR SAMIR SHAH    | S        | 110,000     | 59.9  |
| 9-May-17 | RELSTRUCT     | ANS PRIVATE LIMITED | S        | 198,000     | 28.5  |
| 9-May-17 | HILTON        | RAHN AND BODMER     | S        | 188,456     | 21.8  |
| 9-May-17 | SAL           | AMIT ARORA          | B        | 94,498      | 37.1  |

## Corporate Actions

| Scrip Code | Scrip Name | Ex-Date   | Purpose                           | Record Date |
|------------|------------|-----------|-----------------------------------|-------------|
| 531647     | BJDUP      | 11-May-17 | Reduction of Capital              | 12-May-17   |
| 538302     | D12MS164DG | 11-May-17 | Redemption of Mutual Fund         | 12-May-17   |
| 538304     | D12MS164DQ | 11-May-17 | Redemption of Mutual Fund         | 12-May-17   |
| 538303     | D12MS164DR | 11-May-17 | Redemption of Mutual Fund         | 12-May-17   |
| 538300     | D12MS164RG | 11-May-17 | Redemption of Mutual Fund         | 12-May-17   |
| 538301     | D12MS164RR | 11-May-17 | Redemption of Mutual Fund         | 12-May-17   |
| 533377     | IPRU1117   | 11-May-17 | Temporary Suspension              | 12-May-17   |
| 533379     | IPRU1118P  | 11-May-17 | Temporary Suspension              | 12-May-17   |
| 533381     | IPRU1310   | 11-May-17 | Temporary Suspension              | 12-May-17   |
| 533383     | IPRU1311P  | 11-May-17 | Temporary Suspension              | 12-May-17   |
| 533380     | IPRU1694   | 11-May-17 | Temporary Suspension              | 12-May-17   |
| 536812     | IPRU2195   | 11-May-17 | Redemption of Mutual Fund         | -           |
| 536813     | IPRU2196   | 11-May-17 | Redemption of Mutual Fund         | -           |
| 537323     | IPRU8067   | 11-May-17 | Temporary Suspension              | 12-May-17   |
| 536814     | IPRU8395   | 11-May-17 | Redemption of Mutual Fund         | -           |
| 536815     | IPRU8396   | 11-May-17 | Redemption of Mutual Fund         | -           |
| 523405     | JMFINANCIL | 11-May-17 | Final Dividend - Rs. - 0.8500     | -           |
| 503101     | MARATHON   | 11-May-17 | Buy Back of Shares                | 12-May-17   |
| 531225     | FRONTIER   | 12-May-17 | Reduction of Capital              | 15-May-17   |
| 534063     | FUTSOL     | 16-May-17 | Final Dividend - Rs. - 0.5000     | -           |
| 532424     | GODREJCP   | 16-May-17 |                                   | 17-May-17   |
| 507815     | GILLETTE   | 17-May-17 | Interim Dividend - Rs. - 154.0000 | 18-May-17   |

## Global Economic Calendar

| Date      | Curr. | Event                                 | Actual | Forecast | Previous |
|-----------|-------|---------------------------------------|--------|----------|----------|
| 8-May-17  | GBP   | Halifax House Price Index (YoY) (Apr) |        | 3.60%    | 3.80%    |
| 8-May-17  | EUR   | Sentix Investor Confidence (May)      |        | 25       | 23.9     |
| 8-May-17  | USD   | CB Employment Trends Index (Apr)      |        |          | 131.4    |
| 8-May-17  | USD   | Fed Labor Market Conditions Index     |        |          | 0.4      |
| 9-May-17  | USD   | Redbook (YoY)                         |        |          | 2.30%    |
| 9-May-17  | USD   | Wholesale Inventories (MoM) (Mar)     |        | -0.10%   | -0.10%   |
| 9-May-17  | CNY   | CPI (YoY) (Apr)                       |        | 1.10%    | 0.90%    |
| 9-May-17  | CNY   | PPI (YoY) (Apr)                       |        | 6.90%    | 7.60%    |
| 10-May-17 | USD   | Mortgage Market Index                 |        |          | 405.8    |
| 10-May-17 | EUR   | ECB President Draghi Speaks           |        |          |          |
| 10-May-17 | USD   | Export Price Index (MoM) (Apr)        |        | 0.20%    | 0.20%    |
| 10-May-17 | USD   | Import Price Index (MoM) (Apr)        |        | 0.10%    | -0.20%   |
| 10-May-17 | USD   | Crude Oil Inventories                 |        |          | -0.930M  |
| 10-May-17 | USD   | Federal Budget Balance (Apr)          |        |          | -176.0B  |
| 10-May-17 | GBP   | RICS House Price Balance (Apr)        |        | 20%      | 22%      |
| 11-May-17 | CNY   | New Loans                             |        | 800.0B   | 1,020.0B |
| 11-May-17 | GBP   | Industrial Production (YoY) (Mar)     |        | 2.10%    | 2.80%    |
| 11-May-17 | GBP   | Trade Balance (Mar)                   |        | -11.65B  | -12.46B  |
| 11-May-17 | GBP   | BoE Inflation Report                  |        |          |          |
| 11-May-17 | GBP   | BoE Interest Rate Decision (May)      |        | 0.25%    | 0.25%    |
| 11-May-17 | USD   | Initial Jobless Claims                |        | 245K     | 238K     |
| 11-May-17 | USD   | PPI (YoY) (Apr)                       |        | 2.20%    | 2.30%    |
| 12-May-17 | EUR   | Industrial Production (YoY) (Mar)     |        | 2.30%    | 1.20%    |
| 12-May-17 | USD   | CPI (YoY) (Apr)                       |        | 2.30%    | 2.40%    |
| 12-May-17 | USD   | Business Inventories (MoM) (Mar)      |        | 0.10%    | 0.30%    |

## Indian Economic Calendar

| Date      | Curr. | Event                             | Actual | Forecast | Previous |
|-----------|-------|-----------------------------------|--------|----------|----------|
| 10-May-17 | INR   | M3 Money Supply                   |        |          | 7.10%    |
| 12-May-17 | INR   | Bank Loan Growth                  |        |          | 5.50%    |
| 12-May-17 | INR   | Deposit Growth                    |        |          | 11.60%   |
| 12-May-17 | INR   | FX Reserves, USD                  |        |          | 372.73B  |
| 12-May-17 | INR   | CPI (YoY) (Apr)                   |        | 3.70%    | 3.81%    |
| 12-May-17 | INR   | Industrial Production (YoY) (Mar) |        | 1.00%    | -1.20%   |

## Research Team

| Name                  | Designation                    | Email ID                     | Contact No.      |
|-----------------------|--------------------------------|------------------------------|------------------|
| Paras Bothra          | President Equity Research      | paras@ashikagroup.com        | +91 22 6611 1704 |
| Krishna Kumar Agarwal | Equity Research Analyst        | krishna.a@ashikagroup.com    | +91 33 4036 0646 |
| Partha Mazumder       | Equity Research Analyst        | partha.m@ashikagroup.com     | +91 33 4036 0647 |
| Arijit Malakar        | Equity Research Analyst        | amalakar@ashikagroup.com     | +91 33 4036 0644 |
| Kapil Jagasia, CFA    | Equity Research Analyst        | kapil.j@ashikagroup.com      | +91 22 6611 1715 |
| Tirthankar Das        | Technical & Derivative Analyst | tirthankar.d@ashikagroup.com | +91 33 4036 0645 |

Ashika Stock Broking Limited ("ASBL") or Research Entity has started its journey in the year 1994 and is engaged in the business of broking services, depository services, distributor of financial products (Mutual fund, IPO & Bonds). This research report has been prepared and distributed by ASBL in the sole capacity of a Research Analyst (Reg No. INH00000206) of SEBI (Research Analyst) Regulations 2014. ASBL is a wholly owned subsidiary of Ashika Global Securities (P) Ltd., a RBI registered non-deposit taking NBFC Company. Ashika group (details is enumerated on our website [www.ashikagroup.com](http://www.ashikagroup.com)) is an integrated financial service provider inter alia engaged in the business of Investment Banking, Corporate Lending, Commodity Broking, Debt Syndication & Other Advisory Services.

There were no significant and material disciplinary actions against ASBL taken by any regulatory authority during last three years.

### Disclosure

ASBL or its associates, its Research Analysts (including their relatives) may have financial interest in the subject company(ies). However, the said financial interest is not limited to having an open stock market position in /acting as advisor to /having a loan transaction with the subject company(ies) apart from registration as clients.

- 1) ASBL or its Research Analysts (including their relatives) do not have any actual / beneficial ownership of 1% or more of securities of the subject company(ies) at the end of the month immediately preceding the date of publication of this report or date of the public appearance. However ASBL's associates may have actual / beneficial ownership of 1% or more of securities of the subject company(ies).
- 2) ASBL or their Research Analysts (including their relatives) do not have any other material conflict of interest at the time of publication of this research report or date of the public appearance. However ASBL's associates might have an actual / potential conflict of interest (other than ownership).
- 3) ASBL or its associates may have received compensation for investment banking, merchant banking, and brokerage services and for other products and services from the subject companies during the preceding 12 months. However, ASBL or its associates or its Research analysts (forming part of Research Desk) have not received any compensation or other benefits from the subject companies or third parties in connection with the research report. Moreover, Research Analysts have not received any compensation from the companies mentioned herein in the past twelve months.
- 4) ASBL or their Research Analysts have not managed or co-managed public offering of securities for the subject company(ies) in the past twelve months. However ASBL's associates may have managed or co-managed public offering of securities for the subject company(ies) in the past twelve months.
- 5) Research Analysts have not served as an officer, director or employee of the companies mentioned in the report.
- 6) Neither ASBL nor its Research Analysts have been engaged in market making activity for the companies mentioned in the report.

### Disclaimer

The research recommendation and information herein are solely for the personal information of the authorized recipient and does not construe to be an offer documents or any investment, legal or taxation advice or solicitation of any action based upon it. This report is not for public distribution or use by any person or entity, where such distribution, publication, availability or use would be contrary to law, regulation or subject to any registration or licensing requirement. We will not treat recipients as customer by virtue of their receiving this report. The report is based upon the information obtained from public sources that we consider reliable, but we do not guarantee its accuracy or completeness. ASBL shall not be in anyways responsible for any loss or damage that may arise to any such person from any inadvertent error in the information contained in this report. The recipients of this report should rely on their own investigations.