

Equity	Latest	% Chg	NSE Sect. Indices	Latest	% Chg
Nifty	8432	-1.31	NIFTY IT	9683.25	(3.25)
Sensex	27253	-1.23	NIFTY BANK	19518.25	0.09
DowJones	18590	1.40	NIFTY 500	7247.45	(1.61)
Nasdaq	5251	1.11	NIFTY FMCG	21414.35	(2.23)
Hangseng	22867	2.02	NIFTY INFRA	2745.60	(1.21)
Shanghai	3163	1.08	NIFTY AUTO	9819.80	(2.58)
Nikkei	17221	5.96	NIFTY ENERGY	9825.45	0.04
Strait Times	2824	1.26	NIFTY PHARMA	10871.10	1.92
Kospi	1995	1.86	Advances / Declines	BSE	NSE
Taiwan	9175	2.59	Advances	610	241
FTSE	6912	1.00	Declines	2157	1399
CAC	4543	1.49	Unchanged	97	48
DAX	10646	1.56	Total	2864	1688

Nifty Gainers		
Company	Price(Rs)	Chg(%)
DRREDDY	3294.80	5.64
SUNPHARMA	666.00	4.82
SBIN	260.80	3.23
POWERGRID	181.15	2.34
BANKBARODA	152.10	2.11

Nifty Losers		
Company	Price(Rs)	Chg(%)
AMBUJACEM	231.00	(5.58)
MARUTI	5410.00	(4.57)
TCS	2185.80	(4.27)
TECHM	435.00	(4.22)
ULTRACEMCO	3798.00	(4.07)

Vol. Shockers	Last Day (Lakh)	2 Wk Avg. (Lakh)	Vol. Ch. (Times)
REPCOHOME	2.62	0.3	9
VESUVIUS	0.57	0.1	9
UBL	11.11	1.3	9
OBEROIRLTY	12.98	1.5	8
NETWORK18	48.26	6.4	8

Indian Forex	Closing	Chg	% Chg
USD/INR	66.797	0.090	0.13
GBP/INR	83.429	0.719	0.87
EUR/INR	74.973	1.321	1.79
JPY/INR	65.050	1.140	1.78

Precious Metal	Closing	Chg (Rs.)
Gold (Rs/10gm)	30875	614
Silver (Rs/1kg)	44050	900

Commodities	Price	% Chg.
Crude (US\$/BBL)	45.0	2.62
Brent (US\$/BBL)	46.2	2.50
Gold (US/oz)	1287.6	(0.95)
Silver (US\$/oz)	18.6	0.32
Copper (US\$/MT)	5335.0	5.77
Alum (US\$/MT)	1737.5	1.85
Zinc(US\$/MT)	2452.0	0.35

ADR	Cl. Values	% Chg.
ICICI Bank	8.58	4.63
HDFC Bank	70.16	1.92
Infosys	14.54	(4.09)
Vedanta Ltd	13.15	(0.23)
Dr. Deddy's Labs	49.57	6.53
Wipro	9.44	(1.05)
Tata Motors	39.81	(1.24)

Market Sensor

US market surged more than 1 percent Wednesday with financials and health care leading after Republican Donald Trump won the presidential election, defying market expectations for a Hillary Clinton win. Dow Jones Industrial Average was up 1.40% or 256.95 points at 18589.69 Nasdaq Composite was up 1.11% or 57.59 points at 5251.07 Standard & Poor's 500 was up 1.11% or 23.70 points at 2163.26

Indian Equity market remained volatile and ended lower, on the historic day of US Presidential election result. In line with global counterparts, Nifty opened with a sharp cut, tracking exit polls results. Sentiments also took a hit with sudden announcement of demonetisation of larger bank notes by the government. Market soon recovered sharply from day's lows on Wednesday amid the victory of Donald Trump in US presidential elections. Nifty ended the previous day with a decline of 1.31% or 111.55 points at 8432.00. On Wednesday's trading session, FII's sold net Rs.2095 Cr in cash market and bought Rs.1800.19 Cr in derivative segment. Whereas, DII bought net Rs.1116.31 Cr in cash segment.

Global News

❖ Europe must not flinch in defending its interests and people now that Donald Trump's election win has added to the uncertainty created by Britain's decision to exit the European Union, France's foreign minister said.

❖ Economic conditions warrant continued low interest rates and an aggressive approach to tackling wealth inequality, which will be a top challenge for the next president, according to author Dean Baker.

❖ China's producer prices jumped more than expected in October as prices of coal and other raw materials surge in the midst of a supply crunch and a pickup in the economy.

❖ Four rupee-denominated bonds worth a total of 600 million pounds (\$748 million) are expected to be listed in London in the next three months, the British government said, as Prime Minister Theresa May began a two-day visit to India.

❖ Sterling's near 20% plunge following Britain's vote in June to leave the European Union has brought the currency to the ideal rate for the UK economy, according to a Reuters poll of economists taken in the past few days.

Economic News

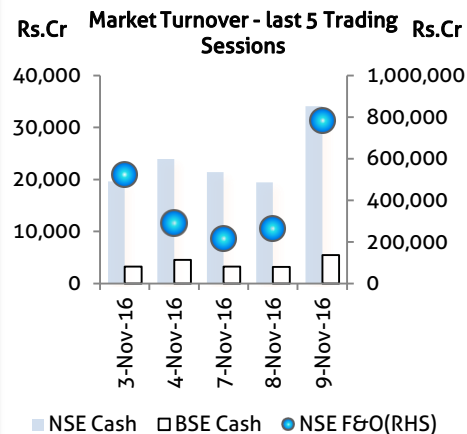
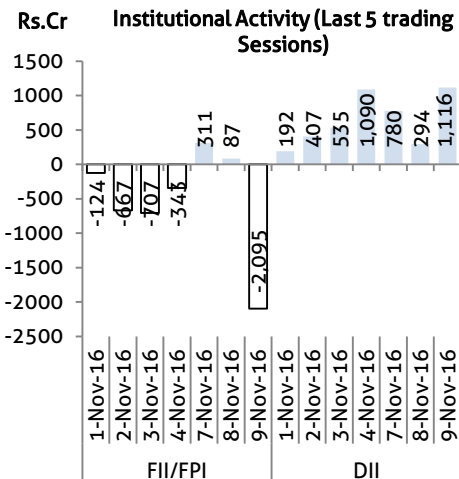
- ❖ The Gujarat government has refused to extend fiscal benefits to the buyer of the Halol plant of US-based car major General Motors' Indian subsidiary.
- ❖ The government on Wednesday tried to calm people who might have to queue up to withdraw money from banks on Thursday when they open a day after Rs 500 and Rs 1,000 currency notes were scrapped.
- ❖ The government on Wednesday said it has suspended toll collection on the National Highways till Thursday midnight.
- ❖ Ban of high denomination notes impacted retail businesses, including the jewellery stores in Hyderabad on Wednesday. Some jewellery showrooms such as Kalyan Jewellers and Joy Alukkas remained closed, while the rest of them hardly saw any business activity till afternoon.
- ❖ Uttar Pradesh (UP), which slipped in the 2016 business reforms ranking of Indian states/Union Territories (UT), has a silver lining in its score improving by almost 100% over last year.
- ❖ The Congress on Wednesday questioned the centre's decision to scrap Rs 500 and Rs 1,000 notes saying the move will bring hardships for the common people and may not help curb black money.
- ❖ Reserve Bank of India said on Wednesday that passengers at international airports as well as tourists can continue to exchange 500 and 1,000 rupee notes until Friday, as long as the value tendered does not exceed 5,000 rupees (\$75.25).
- ❖ Clean Energy initiatives and investment which were promoted by outgoing US President Barack Obama could take a major hit with Republican, Donald Trump, becoming the 45th President of the United States of America. In a report by S&P Global compiling the campaign statements of Trump indicate that fossil fuel would be the focal point of energy regulations and policies of the US hereafter.
- ❖ A day after the government announced scrapping existing Rs 500 and 1,000 currency notes from Tuesday midnight onward, Finance minister Arun Jaitley said people with black money are worried. He also said political funding would be impacted by the move too.
- ❖ In a relief to daily commuters, the government on Wednesday extended the use of old-high denomination currency notes of Rs 500 and 1,000 at metro railway stations till Saturday.
- ❖ A global pact to battle global warming entered into force last week, but the latest long-term look into the energy market by the OPEC oil cartel sees climate change measures failing to quench the world's thirst for crude.

Domestic News

- ❖ Domestic steel major SAIL said it has signed a memorandum of understanding (MoU) with South Korean giant Posco for technical collaboration for operational improvements.
- ❖ Rural Electrification Corporation board approves proposal to incorporate two project specific SPVs as wholly-owned subsidiary companies of REC Transmission Projects Company Ltd. for two interstate transmission projects.
- ❖ Narayana Hrudayalaya announced that its board has approved cessation of operation at its unit at Berhampore, West Bengal by selling its entire shareholding in its wholly owned subsidiary, Asia Healthcare Development Ltd, to Lila Hospitals Private Ltd.

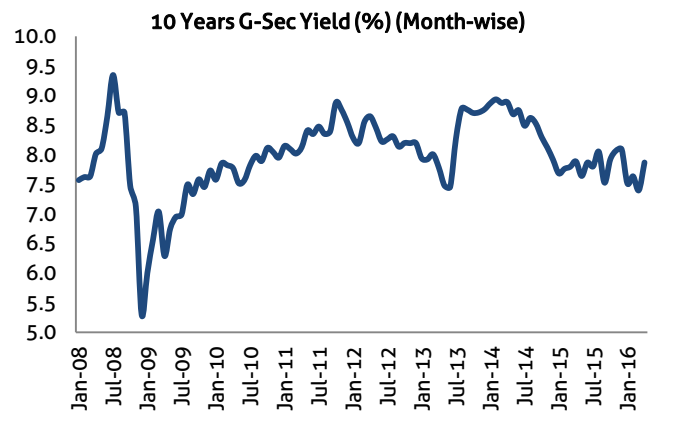
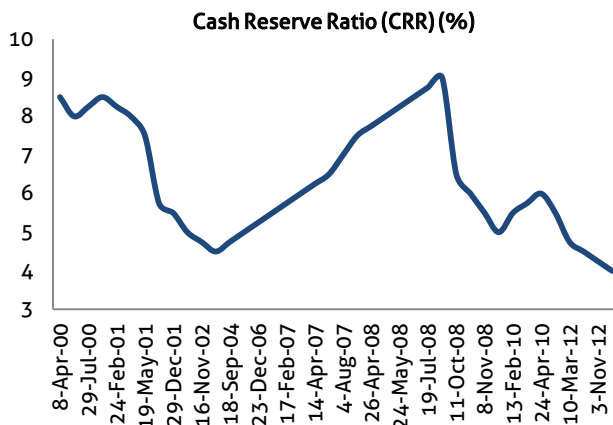
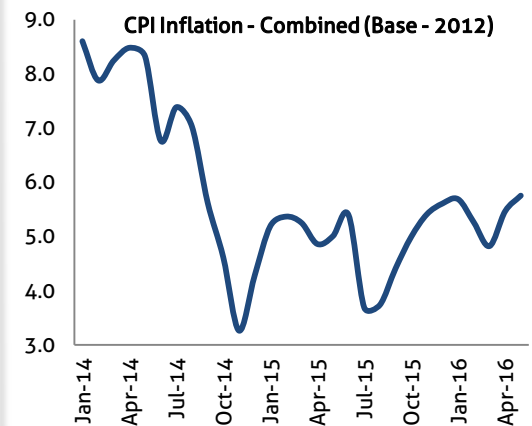
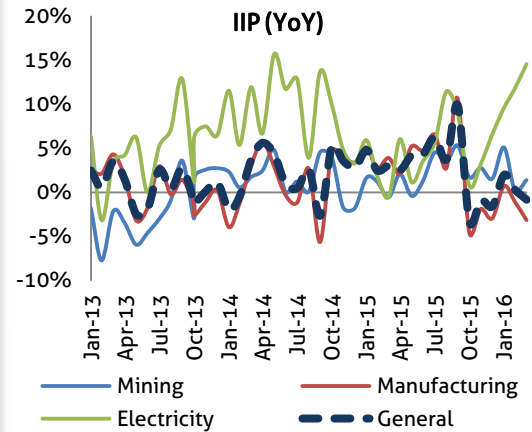
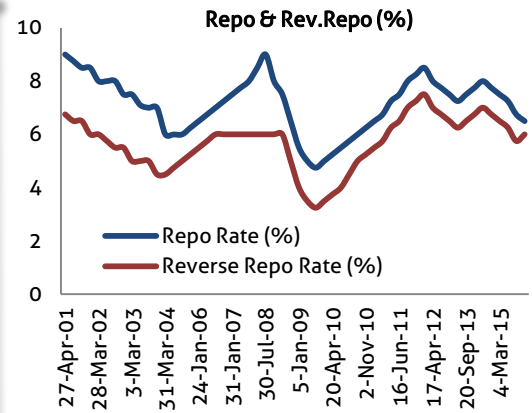
Global Forex	Closing	Chg	% Chg
EUR-USD	1.0938	0.0029	0.00
GBP-USD	1.2416	0.0009	0.07
USD-JPY	105.27	(0.4100)	(0.39)

Bond Markets	Closing	Chg
10-yr bond	6.85	-8.80 bps
Interbank call	6.20	-1.96 bps



Domestic News (Cont...)

- ❖ Balrampur Chini Mills board will consider a proposal for buy back of equity shares of the company on November 15.
- ❖ Ujjivan Financial Services board reviewed draft application for registration of company as a Core Investment Company pursuant to conditions prescribed by the RBI in their in-principle approval for setting up a small finance bank.
- ❖ SML Isuzu board approves raising long-term borrowings by way of ECBs from The Bank of Tokyo-Mitsubishi UFJ, Ltd., Japan for an amount upto Rs. 140 crores to fund capex plans.
- ❖ DCM Shriram commissioned additional captive power generation capacity at its Chlor-alkali unit in Bharuch, Gujarat. The total coal based captive power generation at the unit now stands at 115 MW. The increased power generation capacity will meet the power requirements of its Chloro-alkali unit at Bharuch (Gujarat) wherein the expansion of Chlor-alkali capacity to 1013 TPD was completed in October 2016.
- ❖ IG Petro to acquire Maleic Anhydride Business from Mysore Petro Chemicals for Rs74.48cr
- ❖ Chartered Logistics approved buying 200 additional trucks during next 6 months
- ❖ Donald Trump's election as the US president will create opportunities for Indian generic drug makers, say pharmaceutical sector experts.
- ❖ Lacklustre dispatch of iron ore in Odisha as against the approved limits under environment clearance (EC) has cast a shadow on the government's mining revenue collection.
- ❖ Apollo Tyres is planning to set-up a new manufacturing facility in Andhra Pradesh to manufacture tyres for two-wheeler and pick-up vehicles. The company plans to invest around Rs 500 crore in the new facility.
- ❖ The nation's largest lender SBI said it is gearing up to make available "adequate number" of Rs 100 notes at all its ATMs and branches within the next two days to help reduce the inconvenience to the public after the government last night scrapped Rs 500 and Rs 1,000 banknotes.
- ❖ Tata Steel might be planning to close down the deficit-hit pension fund at the heart of its UK steel crisis



Bulk Deal - NSE

Date	Security Name	Client Name	Buy/Sell	Traded Qty.	Price
9-Nov-16	Sunil Hitech Engr Ltd	ADJUVANT TECHNOLOGIES PRIVATE LIMITED .	BUY	527554	296.0
9-Nov-16	Housing Development and I	ALPHAGREP SECURITIES PRIVATE LIMITED	SELL	2298255	60.9
9-Nov-16	Aban Offshore Ltd.	SHAASTRA SECURITIES TRADING PRIVATE LIMITED	SELL	380472	210.5
9-Nov-16	Lakshmi Energy and Foods	PRERNA SETHI	SELL	490591	53.3
9-Nov-16	Dwarikesh Sugar Industrie	IVORY CONSULTANTS PVT LTD.	SELL	105854	239.1

Bulk Deal - BSE

Date	Security Name	Client Name	Buy/Sell	Traded Qty.	Price
9-Nov-16	SUBEX	UNO METALS LIMITED	S	5,925,000	10.0
9-Nov-16	SUNILHITEC	ADJUVANT TECHNOLOGIES PRIVATE LIMITED .	S	175,864	297.4
9-Nov-16	AMULEAS	RIKEEN PRADIP DALAL	B	39,733	364.5
9-Nov-16	RMCL	SAVITA KHAITAN	B	461,000	15.6
9-Nov-16	VAMA	G K PROPERTIES PRIVATE LIMITED	B	299,000	15.9

Corporate Actions

Scrip Code	Scrip Name	Ex-Date	Purpose	Record Date
536778	BSLCAP16DG	10-Nov-16	Redemption of Mutual Fund	11-Nov-16
536777	BSLCAP16RG	10-Nov-16	Redemption of Mutual Fund	11-Nov-16
532457	GULPOLY	10-Nov-16	Interim Dividend - Rs. - 2.0000	12-Nov-16
531129	INANI	10-Nov-16	Stock Split From Rs.10/- to Rs.2/-	11-Nov-16
509162	INDAG	10-Nov-16	Interim Dividend - Rs. - 0.9000	11-Nov-16
523385	NILKAMAL	10-Nov-16	Interim Dividend - Rs. - 4.0000	12-Nov-16
532934	PPAP	10-Nov-16	Interim Dividend - Rs. - 1.2500	11-Nov-16
532374	STRTECH	10-Nov-16	Interim Dividend - Rs. - 0.5000	11-Nov-16
520056	SUNCLAYLTD	10-Nov-16	Interim Dividend - Rs. - 15.0000	11-Nov-16
500403	SUNDRMFAST	10-Nov-16	Interim Dividend - Rs. - 1.7000	12-Nov-16
532349	TCI	10-Nov-16	Interim Dividend - Rs. - 0.6000	12-Nov-16
521016	ICIL	11-Nov-16	Stock Split From Rs.10/- to Rs.2/-	15-Nov-16
531768	POLYMED	11-Nov-16		15-Nov-16
500003	AEGISLOG	15-Nov-16	Interim Dividend - Rs. - 0.3500	16-Nov-16
532424	GODREJCP	15-Nov-16	Interim Dividend - Rs. - 1.0000	16-Nov-16
524084	MONSANTO	15-Nov-16	Interim Dividend - Rs. - 15.0000	16-Nov-16
533248	GPPL	16-Nov-16	Interim Dividend - Rs. - 2.0000	17-Nov-16
531642	MARICO	16-Nov-16	Interim Dividend - Rs. - 1.5000	17-Nov-16
506579	ORIENTC	16-Nov-16	Interim Dividend - Rs. - 3.0000	17-Nov-16
523642	PIIND	16-Nov-16	Interim Dividend - Rs. - 1.5000	17-Nov-16
590006	AMRUTANJAN	17-Nov-16		18-Nov-16
523537	APMIN	17-Nov-16		19-Nov-16

Global Economic Calendar

Date	Curr.	Event	Actual	Forecast	Previous
7-Nov-16	GBP	Halifax House Price Index (YoY) (Oct)		4.80%	5.80%
7-Nov-16	EUR	Sentix Investor Confidence (Nov)		9	8.5
7-Nov-16	EUR	Retail Sales (YoY) (Sep)		1.30%	0.60%
8-Nov-16	USD	Consumer Credit (Sep)		18.00B	25.87B
8-Nov-16	GBP	BRC Retail Sales Monitor (YoY) (Oct)			0.40%
8-Nov-16	CNY	Trade Balance (USD) (Oct)		51.70B	41.99B
8-Nov-16	JPY	Leading Index (MoM) (Sep)			1.20%
8-Nov-16	GBP	Industrial Production (YoY) (Sep)		0.80%	0.70%
8-Nov-16	GBP	Manufacturing Production (YoY) (Sep)		-0.10%	0.50%
8-Nov-16	USD	NFIB Small Business Optimism (Oct)			94.1
9-Nov-16	JPY	Current Account n.s.a. (Sep)		1.960T	2.001T
9-Nov-16	CNY	CPI (YoY) (Oct)		2.10%	1.90%
9-Nov-16	CNY	PPI (YoY) (Oct)		0.80%	0.10%
9-Nov-16	GBP	Trade Balance (Sep)		-11.20B	-12.11B
9-Nov-16	USD	MBA 30-Year Mortgage Rate			3.75%
9-Nov-16	USD	Wholesale Inventories (MoM) (Sep)		0.20%	0.20%
10-Nov-16	JPY	Core Machinery Orders (YoY) (Sep)		3.50%	11.60%
10-Nov-16	GBP	RICS House Price Balance (Oct)		19%	17%
10-Nov-16	USD	Initial Jobless Claims			265K
11-Nov-16	USD	Federal Budget Balance (Oct)		-80.0B	33.0B
11-Nov-16	JPY	PPI (YoY) (Oct)		-2.70%	-3.20%
11-Nov-16	USD	Michigan Consumer Sentiment (Nov)		87.5	87.2

Indian Economic Calendar

Date	Curr.	Event	Actual	Forecast	Previous
11-Nov-16	INR	Bank Loan Growth (2wk)			8.90%
11-Nov-16	INR	Deposit Growth (2wk)			10.40%
11-Nov-16	INR	Industrial Production (YoY) (Sep)			-0.70%
11-Nov-16	INR	Manufacturing Output (MoM) (Sep)			-0.30%

Name	Designation	Email ID	Contact No.
Paras Bothra	VP Equity Research	paras@ashikagroup.com	+91 22 6611 1704
Krishna Kumar Agarwal	Equity Research Analyst	krishna.a@ashikagroup.com	+91 33 4036 0646
Partha Mazumder	Equity Research Analyst	partha.m@ashikagroup.com	+91 33 4036 0647
Arijit Malakar	Equity Research Analyst	amalakar@ashikagroup.com	+91 33 4036 0644
Chanchal Bachhawat	Equity Research Analyst	chanchal.bachhawat@ashikagroup.com	+91 22 6611 1712
Tirthankar Das	Technical & Derivative Analyst	tirthankar.d@ashikagroup.com	+91 33 4036 0645

SEBI Registration No. INH00000206

Disclosure

The Research Analysts and /or Ashika Stock Broking Limited do hereby certify that all the views expressed in this research report accurately reflect their views about the subject issuer(s) or securities. Moreover, they also certify the followings:-

- The Research Analyst or Ashika Stock Broking Limited or his/its Associates or his/its relative, has any financial interest in the subject company (ies) covered in this report. **No**
- The Research Analyst or Ashika Stock Broking Limited or his/its Associates or his/its relative, have actual/beneficial ownership of 1% or more in the subject company, at the end of the month immediately preceding the date of the publication of the research report. **No**
- The Research Analyst or Ashika Stock Broking Limited or his/its Associates or his/its relatives has any material conflict of interest at the time of publication of the research report. **No**
- The Research Analyst or Ashika Stock Broking Limited or his/its Associates have received compensation for investment banking or merchant banking or brokerage services or for product other than for investment banking or merchant banking or brokerage services from the companies covered in this report in the past 12 months. **No**
- The Research Analyst or Ashika Stock Broking Limited or his/its Associates have managed or co managed in the previous 12 months any private or public offering of securities for the company (ies) covered in this report. **No**
- The Research Analyst or Ashika Stock Broking Limited or his/its Associates have received any compensation or other benefits from the company (ies) covered in this report or any third party in connection with the Research Report. **No**
- The Research Analyst has served as an officer, director or employee of the company (ies) covered in the research report. **No**
- The Research Analyst or Ashika Stock Broking Limited has been engaged in Market making activity of the company (ies) covered in the research report. **No**

Disclaimer

This report is for the personal information of the authorized recipient and does not construe to be any investment, legal or taxation advice to you. Ashika Stock Broking Ltd. is not soliciting any action based upon it. This report is not for public distribution and has been furnished to you solely for your information and should not be reproduced or redistributed to any other person in any form. The report is based upon information that we consider reliable, but we do not represent that it is accurate or complete, and it should not be relied upon such. Ashika Stock Broking Ltd. or any of its affiliates or employees shall not be in anyway responsible for any loss or damage that may arise to any person from any inadvertent error in the information contained in this report. Ashika Stock Broking Ltd., or any of its affiliates or employees do not provide, at any time, any express or implied warranty of any kind, regarding any matter pertaining to this report, including without limitation the implied warranties of merchantability, fitness for a particular purpose, and non-infringement. The recipients of this report should rely on their own investigations.