

Equity	Latest	% Chg	NSE Sect. Indices	Latest	% Chg
Nifty	8289	0.64	NIFTY IT	10221.50	0.23
Sensex	26900	0.65	NIFTY BANK	18409.60	0.67
DowJones	19856	-0.16	NIFTY 500	7132.20	0.66
Nasdaq	5552	0.36	NIFTY FMCG	21157.75	0.81
Hangseng	22944	0.88	NIFTY INFRA	2801.00	0.70
Shanghai	3153	-0.28	NIFTY AUTO	9616.60	1.27
Nikkei	19370	0.36	NIFTY ENERGY	10489.55	0.90
Strait Times	3010	0.12	NIFTY PHARMA	10366.70	0.42
Kospi	2072	1.33	Advances / Declines	BSE	NSE
Taiwan	9347	-0.03	Advances	1653	970
FTSE	7275	0.52	Declines	1165	633
CAC	4888	0.01	Unchanged	124	97
DAX	11583	0.17	Total	2942	1700

Nifty Gainers		
Company	Price(Rs)	Chg(%)
HINDALCO	165.05	4.46
TATAMOTORS	517.90	3.55
ADANI PORTS	293.90	3.23
TATAMTRDVR	327.00	2.93
TATASTEEL	431.90	2.35

Nifty Losers		
Company	Price(Rs)	Chg(%)
AXISBANK	447.80	(1.09)
GRASIM	850.45	(0.95)
ACC	1317.30	(0.79)
DRREDDY	3042.00	(0.59)
CIPLA	573.70	(0.52)

Vol. Shockers	Last Day (Lakh)	2 Wk Avg. (Lakh)	Vol. Ch. (Times)
IIFL	6.85	0.7	9
ESSELPRO	2.40	0.3	9
SKFINDIA	1.02	0.1	9
ABB	1.40	0.2	9
CEREBRAINT	140.95	19.4	7

Indian Forex	Closing	Chg	% Chg
USD/INR	68.064	(0.122)	(0.18)
GBP/INR	82.698	(0.428)	(0.51)
EUR/INR	72.182	0.361	0.50
JPY/INR	58.880	0.780	1.34

Precious Metal	Closing	Chg (Rs.)
Gold (Rs/10gm)	28482	(53)
Silver (Rs/1kg)	40595	345

Commodities	Price	% Chg.
Crude (US\$/BBL)	51.0	(2.11)
Brent (US\$/BBL)	53.8	(2.36)
Gold (US/oz)	1187.2	0.19
Silver (US\$/oz)	16.8	1.02
Copper (US\$/MT)	5642.0	1.63
Alum (US\$/MT)	1757.5	2.36
Zinc(US\$/MT)	2733.0	4.67

ADR	Cl. Values	% Chg.
ICICI Bank	7.73	1.44
HDFC Bank	61.89	1.91
Infosys	14.78	(1.20)
Vedanta Ltd	12.72	0.95
Dr. Deddy's Labs	44.94	0.16
Wipro	9.75	0.00
Tata Motors	38.15	2.39

Market Sensor

US market closed mixed after a choppy session on Tuesday, as the Nasdaq composite notched a fresh record high, while investors prepared for a key news conference from the U.S. president-elect. Dow Jones Industrial Average was down 0.16% or 31.85 points at 19855.53 Nasdaq Composite was up 0.36% or 20.00 points at 5551.82 Standard & Poor's 500 remained unchanged at 2268.90.

Indian Equity market settled with decent gains yesterday, mainly supported by buying interest in select index majors. In absence of any major trigger, participants continued with stock specific trading approach wherein counters from banking, auto, metal and FMCG remained on the traders' radar. Nifty ended the previous day with a gain of 0.64% or 52.55 points at 8288.60. On Tuesday's trading session, FII's sold net Rs.21.2 Cr in cash market and bought Rs.68.43 Cr in derivative segment. Whereas, DII bought net Rs.253.36 Cr in cash segment.

Global News

❖ Banks with large London operations say they will step up lobbying European officials because they are running out of arguments to convince the British government the industry needs single market access after Britain leaves the European Union. (Reuters)

❖ Britain will be in the "front seat" to negotiate a new trade deal with the incoming administration of Donald Trump, a top Republican in the United States Senate said, the BBC reported. (Reuters)

❖ Recovery from the economic crisis is "largely done," and officials should now turn to addressing longer-term issues like how to boost productivity, Atlanta Federal Reserve bank president Dennis Lockhart said on Monday. (Reuters)

❖ China's economic growth in 2016 was expected to be around 6.7 percent, Xu Shaoshi, director of the National Development and Reform Commission (NDRC), said on Tuesday. (Reuters)

❖ A clean break with the EU's single market is not inevitable, British Prime Minister Theresa May said on Monday, seeking to clarify comments that pushed down the pound on the possibility of a hard Brexit from the European Union. (Reuters)

Economic News

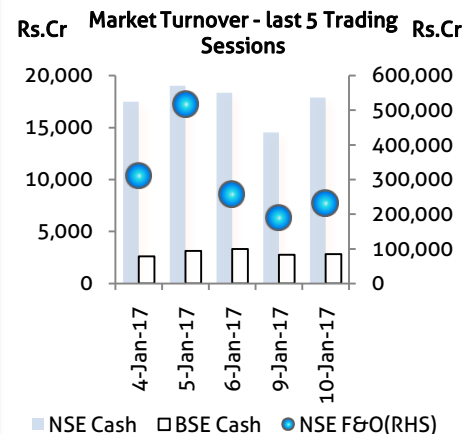
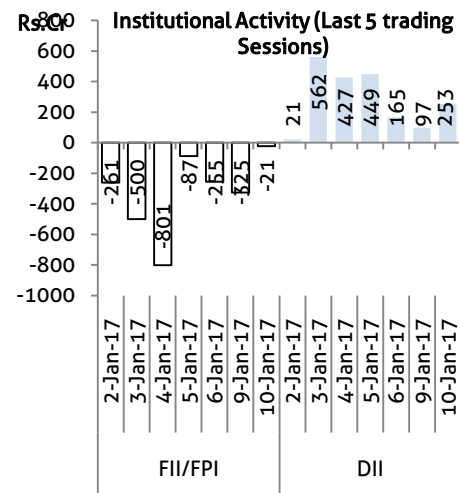
- ❖ With the government taking steps to improve business climate, total FDI inflows in the last two-and-a-half years have touched \$130 billion, Prime Minister Narendra Modi said on Tuesday.
- ❖ The government will be sticking to the original deadline of April 1, 2017, for terminating all existing bilateral investment treaties even though the signatory nations continue to oppose the move.
- ❖ The impact of demonetisation is expected to drag the revenues of the corporate sector to four per cent from an average of 6.3 per cent in the preceding three quarters, rating agency Crisil said on Tuesday.
- ❖ In a stinging criticism, a leading US daily has said the "atrociously planned and executed" demonetisation in India has made people's life increasingly difficult with "little evidence" that Prime Minister Narendra Modi's move succeeded in combating corruption and black money.
- ❖ Aiming at about Rs 2,000 crore earnings in a year, the railways on Tuesday unveiled non-fare revenue (NFR) policy, allowing trains, level-crossings and areas along the tracks to be used for advertising.
- ❖ Britain should prioritise free trade agreements with key Commonwealth nations like India following Brexit, says a new report released on Tuesday.
- ❖ India will be focusing on the Trade Facilitation Agreement for services at the World Trade Organization (WTO), Commerce minister Nirmla Sitharaman said on Tuesday.
- ❖ Ministries of environment and textiles will soon meet to find long-term as well as short-term solutions to the challenges being faced by domestic handicrafts exporters.
- ❖ As it analyses bank deposits post- demonetisation, the government has found that an estimated Rs 3-4 lakh crore of tax-evaded income could have been deposited during 50-day window provided to get rid of junked Rs 500/1000 notes.
- ❖ Monthly automobile sales growth rate in India slipped to a 16-year-low in December with total vehicle sales declining by 18.66 per cent as demonetisation hits the industry hard.

Domestic News

- ❖ Endurance Technologies' German unit Endurance Amann GmbH has commenced operations at its new machining plant from January 10.
- ❖ Chembond Chemicals entered into a share purchase agreement for acquisition of additional 49% stake in joint venture company in Malaysia.
- ❖ The government may soon impose anti-dumping duty on 19 colour-coated steel products with a view to protect domestic players from cheap inbound shipments and give a fillip to the sector.
- ❖ Glenmark Pharmaceuticals to focus on oncology dermatology, respiratory products; to launch inhalers in 3-4 years.
- ❖ CLSA sees higher chances of earnings surprise than peers and stabilisation of Paradip refinery remains a key trigger for Indian Oil Corp.
- ❖ Japan's Suzuki Motor Corp new automotive plant in Gujarat will start production from next month.
- ❖ U.S.-based electricity producer AES Corp along with Tata Power – ICICI Venture Funds and Adani Power has placed bids for Rajasthan's power projects.

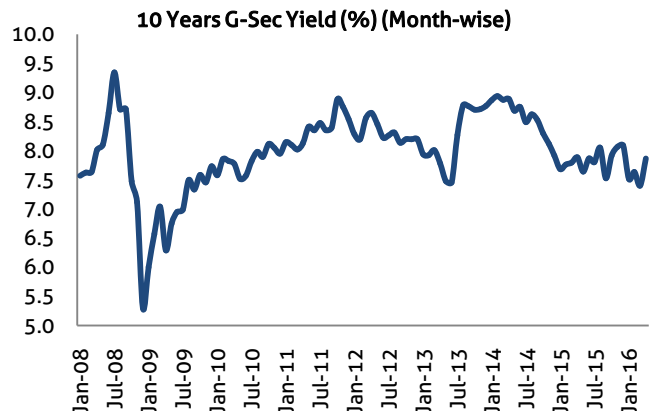
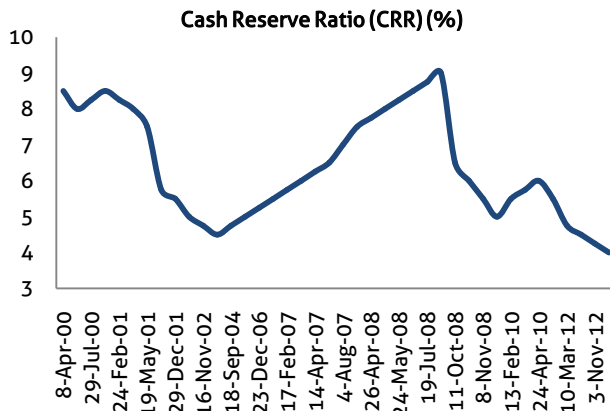
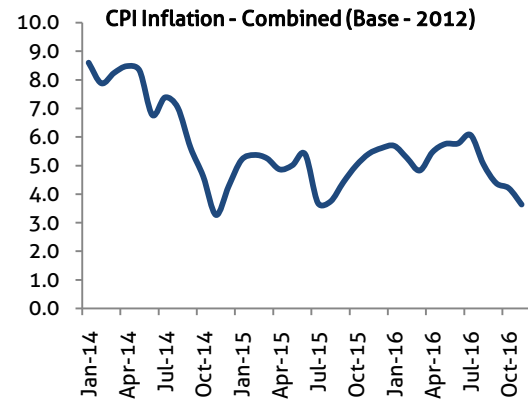
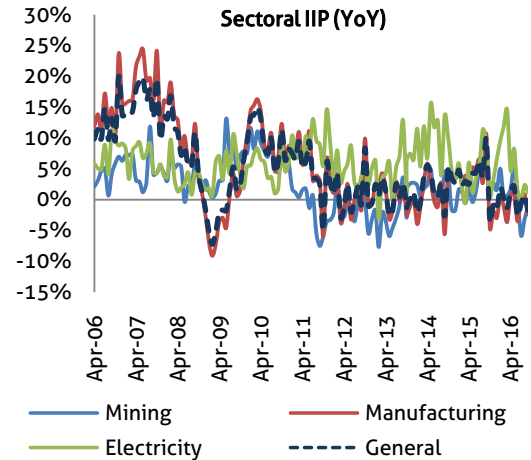
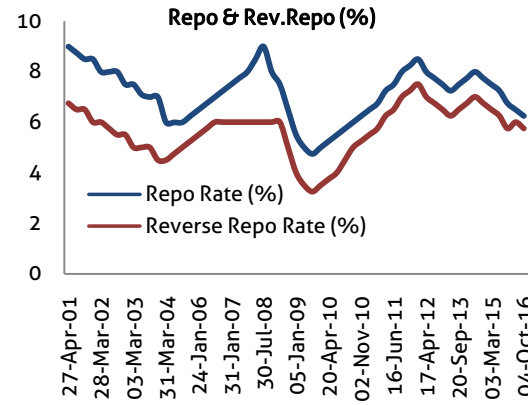
Global Forex	Closing	Chg	% Chg
EUR-USD	1.0537	(0.0018)	(0.00)
GBP-USD	1.2166	(0.0011)	(0.09)
USD-JPY	116.13	0.3500	0.30

Bond Markets	Closing	Chg
10-yr bond	6.63	2.10 bps
Interbank call	6.09	-5.89 bps



Domestic News (Cont...)

- ❖ The Supreme Court asked the Centre to explain its policy decision in allocation of gas produced from Reliance Industries-operated Krishna-Godavari basin.
- ❖ Suzlon Energy to raise Rs 800 crore from private equity firms ACP and Olympus to create a renewable energy platform.
- ❖ 3M India, local unit of U.S.-based 3M Corp, is now eyeing a foray in India's defence sector. The company claims it has wide experience in sector globally, which it can extend to India as well.
- ❖ ICICI Prudential and ICICI Lombard buy 12 percent stake in fledgling payments bank Fino Paytech, for Rs 150 crore.
- ❖ National Insurance Co gearing up for its maiden share sale either through strategic divestment or initial public offer, said it aims to meet the regulatory criteria by March 2017.
- ❖ Tata Motors reported a 4 per cent increase in global sales in December at 95,081 units, including that of JLR vehicles.
- ❖ Glenmark Pharma is expecting a revenue growth of 15-20 per cent CAGR over the next 5 years.
- ❖ Global brokerage CLSA maintained 'Buy' on IndusInd Bank and upgraded the target price to Rs 1,450 from Rs 1400 earlier. Morgan Stanley is overweight on Bank with a target price of Rs 1,500.
- ❖ According to ETNow, JSW Cement has sealed the deal to buyout Odisha based Shiva Cements.
- ❖ According to media reports, TPG may buy stake in Fortis Healthcare and the deal is likely to announce this or next week.
- ❖ India's telecom subscriber base crossed the 1.1 billion mark in October, registering highest customer addition of around 29 million in a month, driven by Reliance Jio.
- ❖ The real estate investment trusts (REITs) and infrastructure investment trusts (InvITs) can help raise close to Rs 50,000 crore in the near-term, given certain players' interest in the infra and real estate space, according to a report.
- ❖ Transformer maker ABB won a \$640 million contract for a 1,830-km power link in India to connect thermal and wind power plants.
- ❖ The Society of Indian Automobile Manufacturers (SIAM) on Tuesday released the data for the sales in auto industry and highlighted the decline of 1.36 per cent in the overall domestic passenger vehicle sales compared to previous year.



Bulk Deal - NSE

Date	Security Name	Client Name	Buy/Sell	Traded Qty.	Price
10-Jan-17	PI Industries Ltd	AXIS MUTUAL FUND	BUY	4099141	820.0
10-Jan-17	Global Offshore Serv Ltd	INDIASTAR (MAURITIUS) LIMITED	SELL	830000	59.9
10-Jan-17	Bhansali Eng. Polymers Lt	SARVESH HOUSING PROJECTS PVT. LTD.	SELL	1906149	23.5
10-Jan-17	Atlas Cycles (Haryana) Lt	N.K. SECURITIES	SELL	70685	537.4
10-Jan-17	Vimta Labs Limited	MILLENNIUM STOCK BROKING PVT. LTD.	BUY	285866	112.0

Bulk Deal - BSE

Date	Security Name	Client Name	Buy/Sell	Traded Qty.	Price
10-Jan-17	CEREBRAINT	NIRAJ RAJNIKANT SHAH	S	2,700,000	25.6
10-Jan-17	ATLASCYCLE	AASHYA FINCOM	B	33,644	538.4
10-Jan-17	WPIL	SKS CAPITAL & RESEARCH PRIVATE LIMITED	B	50,000	341.2
10-Jan-17	JACKSON	GOLDENSIGHTCOMMOTRADE PVT LTD	S	2,500,000	5.0
10-Jan-17	GLOBOFFS	INDIASTAR (MAURITIUS) LIMITED	S	170,000	59.9

Corporate Actions

Scrip Code	Scrip Name	Ex-Date	Purpose	Record Date
500038	BALRAMCHIN	12-Jan-17	Buy Back of Shares	13-Jan-17
507717	DHANUKA	12-Jan-17	Buy Back of Shares	13-Jan-17
533106	OIL	12-Jan-17	Bonus issue 1:3	13-Jan-17
532259	APARINDS	19-Jan-17	Buy Back of Shares	20-Jan-17
533033	ISGEC	19-Jan-17	Interim Dividend - Rs. - 15.0000	20-Jan-17
533098	NHPC	19-Jan-17		20-Jan-17
524764	NUTRA	19-Jan-17	Bonus issue 1:10	20-Jan-17
531898	SANGUI	19-Jan-17	Consolidation of Shares	20-Jan-17
537412	IDFCEOS2DD	25-Jan-17	Redemption of Mutual Fund	27-Jan-17
537411	IDFCEOS2RD	25-Jan-17	Redemption of Mutual Fund	27-Jan-17
532819	MINDTREE	25-Jan-17		28-Jan-17
521064	TRIDENT	25-Jan-17		27-Jan-17
533179	PERSISTENT	31-Jan-17		01-Feb-17
500550	SIEMENS	31-Jan-17	Dividend - Rs. - 6.0000	-
500049	BEL	02-Feb-17		04-Feb-17
513108	GANDHITUBE	02-Feb-17		03-Feb-17
539118	VRLLLOG	02-Feb-17		03-Feb-17
507685	WIPRO	02-Feb-17		03-Feb-17
532424	GODREJCP	06-Feb-17		07-Feb-17
500387	SHREECEM	06-Feb-17		07-Feb-17
532783	DAAWAT	07-Feb-17	Stock Split From Rs.10/- to Rs.1/-	08-Feb-17
532349	TCI	09-Feb-17		10-Feb-17

Global Economic Calendar

Date	Country	Indicator	Current Value	Previous Value
9-Jan-17	GBP	Halifax House Price Index (YoY) (Dec)		6.00%
9-Jan-17	EUR	Sentix Investor Confidence (Jan)	12.5	10
9-Jan-17	EUR	Unemployment Rate (Nov)	9.80%	9.80%
9-Jan-17	USD	CB Employment Trends Index (Dec)		130
10-Jan-17	USD	Consumer Credit (Nov)	18.60B	16.02B
10-Jan-17	GBP	BRC Retail Sales Monitor (YoY) (Dec)		0.60%
10-Jan-17	CNY	CPI (YoY) (Dec)	2.30%	2.30%
10-Jan-17	CNY	PPI (YoY) (Dec)	4.50%	3.30%
10-Jan-17	USD	NFIB Small Business Optimism (Dec)		98.4
10-Jan-17	USD	Wholesale Inventories (MoM) (Nov)		0.90%
11-Jan-17	JPY	Leading Index (MoM) (Nov)		1.00%
11-Jan-17	GBP	Construction Output (YoY) (Nov)	2.00%	0.70%
11-Jan-17	GBP	Industrial Production (YoY) (Nov)	0.60%	-1.10%
11-Jan-17	GBP	Manufacturing Production (YoY) (Nov)	0.60%	-0.40%
11-Jan-17	GBP	Trade Balance (Nov)		-9.71B
11-Jan-17	USD	MBA 30-Year Mortgage Rate		4.39%
12-Jan-17	JPY	Current Account n.s.a. (Nov)	1.500T	1.720T
12-Jan-17	EUR	Industrial Production (YoY) (Nov)	1.60%	0.60%
12-Jan-17	USD	Export Price Index (MoM) (Dec)		-0.10%
12-Jan-17	USD	Import Price Index (MoM) (Dec)		-0.30%
13-Jan-17	USD	Federal Budget Balance (Dec)		-137.0B
13-Jan-17	CNY	Trade Balance (USD) (Dec)	46.50B	44.61B
13-Jan-17	USD	PPI (MoM) (Dec)		0.40%
13-Jan-17	USD	Retail Sales (MoM) (Dec)	0.40%	0.10%
13-Jan-17	USD	Business Inventories (MoM) (Nov)	0.20%	-0.20%
13-Jan-17	USD	Michigan Consumer Sentiment (Jan)	99	98.2

Indian Economic Calendar

Date	Country	Indicator	Current Value	Previous Value
12-Jan-17	INR	CPI (YoY) (Dec)		3.63%
12-Jan-17	INR	Industrial Production (YoY) (Nov)		-1.90%

Research Team

Name	Designation	Email ID	Contact No.
Paras Bothra	President Equity Research	paras@ashikagroup.com	+91 22 6611 1704
Krishna Kumar Agarwal	Equity Research Analyst	krishna.a@ashikagroup.com	+91 33 4036 0646
Partha Mazumder	Equity Research Analyst	partha.m@ashikagroup.com	+91 33 4036 0647
Arijit Malakar	Equity Research Analyst	amalakar@ashikagroup.com	+91 33 4036 0644
Kapil Jagasia, CFA	Equity Research Analyst	kapil.j@ashikagroup.com	+91 22 6611 1715
Tirthankar Das	Technical & Derivative Analyst	tirthankar.d@ashikagroup.com	+91 33 4036 0645

SEBI Registration No. INH00000206

Disclosure

The Research Analysts and /or Ashika Stock Broking Limited do hereby certify that all the views expressed in this research report accurately reflect their views about the subject issuer(s) or securities. Moreover, they also certify the followings:-

- The Research Analyst or Ashika Stock Broking Limited or his/its Associates or his/its relative, has any financial interest in the subject company (ies) covered in this report. **Yes**
- The Research Analyst or Ashika Stock Broking Limited or his/its Associates or his/its relative, have actual/beneficial ownership of 1% or more in the subject company, at the end of the month immediately preceding the date of the publication of the research report. **No**
- The Research Analyst or Ashika Stock Broking Limited or his/its Associates or his/its relatives has any material conflict of interest at the time of publication of the research report. **No**
- The Research Analyst or Ashika Stock Broking Limited or his/its Associates have received compensation for investment banking or merchant banking or brokerage services or for product other than for investment banking or merchant banking or brokerage services from the companies covered in this report in the past 12 months. **No**
- The Research Analyst or Ashika Stock Broking Limited or his/its Associates have managed or co managed in the previous 12 months any private or public offering of securities for the company (ies) covered in this report. **No**
- The Research Analyst or Ashika Stock Broking Limited or his/its Associates have received any compensation or other benefits from the company (ies) covered in this report or any third party in connection with the Research Report. **No**
- The Research Analyst has served as an officer, director or employee of the company (ies) covered in the research report. **No**
- The Research Analyst or Ashika Stock Broking Limited has been engaged in Market making activity of the company (ies) covered in the research report. **No**

Disclaimer

This report is for the personal information of the authorized recipient and does not construe to be any investment, legal or taxation advice to you. Ashika Stock Broking Ltd. is not soliciting any action based upon it. This report is not for public distribution and has been furnished to you solely for your information and should not be reproduced or redistributed to any other person in any form. The report is based upon information that we consider reliable, but we do not represent that it is accurate or complete, and it should not be relied upon such. Ashika Stock Broking Ltd. or any of its affiliates or employees shall not be in anyway responsible for any loss or damage that may arise to any person from any inadvertent error in the information contained in this report. Ashika Stock Broking Ltd., or any of its affiliates or employees do not provide, at any time, any express or implied warranty of any kind, regarding any matter pertaining to this report, including without limitation the implied warranties of merchantability, fitness for a particular purpose, and non-infringement. The recipients of this report should rely on their own investigations.