

Equity	Latest	% Chg	NSE Sect. Indices	Latest	% Chg
Nifty	10017	0.28	NIFTY IT	10726.15	0.43
Sensex	31924	0.24	NIFTY BANK	24347.45	0.39
DowJones	22831	0.31	NIFTY 500	8836.40	0.43
Nasdaq	6587	0.11	NIFTY FMCG	25204.85	(0.32)
Hangseng	28537	0.16	NIFTY INFRA	3278.35	0.69
Shanghai	3388	0.14	NIFTY AUTO	11029.85	0.22
Nikkei	7041	0.30	NIFTY ENERGY	13380.20	0.77
Strait Times	3296	0.20	NIFTY PHARMA	9530.30	0.26
Kospi	2449	0.63	<b>Advances / Declines</b>	<b>BSE</b>	<b>NSE</b>
Taiwan	10653	1.15	Advances	1563	1018
FTSE	7538	0.40	Declines	1165	701
CAC	5364	(0.04)	Unchanged	119	82
DAX	12949	(0.21)	Total	2847	1801

Nifty Gainers		
Company	Price(Rs)	Chg(%)
UPL	823.70	3.89
LUPIN	1063.00	2.22
BHARTIARTL	386.50	1.99
POWERGRID	204.75	1.89
INDUSINDBK	1728.05	1.68

Nifty Losers		
Company	Price(Rs)	Chg(%)
IOC	409.65	(1.09)
EICHERMOT	31530.00	(1.08)
VEDL	321.00	(0.93)
HINDUNILVR	1209.00	(0.92)
AMBUJACEM	277.70	(0.91)

Vol. Shockers	Last Day (Lakh)	2 Wk Avg. (Lakh)	Vol. Ch. (Times)
LUMAXIND	1.01	0.1	9
EMAMILTD	3.39	0.4	8
ARIES	6.88	0.8	8
PRABHAT	5.17	0.7	8
MPHASIS	4.45	0.6	8

Indian Forex	Closing	Chg	% Chg
USD/INR	65.265	(0.042)	(0.06)
GBP/INR	85.941	0.310	0.36
EUR/INR	76.830	0.231	0.30
JPY/INR	57.950	(0.040)	(0.07)

Precious Metal	Closing	Chg (Rs.)
Gold (Rs/10gm)	29718	108
Silver (Rs/1kg)	39800	400

Commodities	Price	% Chg.
Crude (US\$/BBL)	51.0	2.72
Brent (US\$/BBL)	56.6	1.43
Gold (US/oz)	1289.2	0.00
Silver (US\$/oz)	17.1	0.29
Copper (US\$/MT)	6641.0	0.51
Alum (US\$/MT)	2133.0	(0.09)
Zinc(US\$/MT)	3314.0	(0.61)

ADR	Cl. Values	% Chg.
ICICI Bank	8.50	(1.10)
HDFC Bank	93.40	(0.40)
Infosys	14.60	0.40
Tata Steel Ltd	20.10	(0.90)
Dr. Deddy's Labs	36.30	0.80
Wipro	5.50	0.20
Tata Motors	32.20	0.10

## Market Sensor

US Market rose to record highs on Tuesday after Wal-Mart announced a large buyback and Honeywell said it was splitting into two. Pfizer also contemplated a spin-off as Corporate America looked for ways to keep investors happy and keep this eight-year bull market going. Dow Jones Industrial Average was up 0.31% or 69.61 points at 22830.68. Nasdaq Composite was up 0.11% or 7.52 points at 6587.25. Standard & Poor's 500 was up 0.23% or 5.91 points at 2550.64.

Indian Equity market ended with modest gains and reclaimed 10000 amid mixed cues. gains were limited as investors turned cautious ahead of the corporate results. Results are going to formally kick off with TCS, which is set to announce its numbers on Thursday. Reliance Industries is lined up next. Nifty ended the previous day with a gain of 0.28% or 28.20 points t 10016.95. On Tuesday's trading session, FII's sold net Rs.504.82 Cr in cash market and bought Rs.370.88 Cr in derivative segment. Whereas, DII bought net Rs.402.15 Cr in cash segment.

## Global News

❖ Britain's Brexit-bound economy remains stuck in a low gear but is probably not weak enough to dissuade the Bank of England from raising interest rates next month, economic data showed. (Reuters)

❖ U.S. businesses and trade groups are split over how forcefully to crack down on China over intellectual property theft, with some arguing the country is making progress on its own in enforcing protections and urging the Trump administration to use negotiation instead of punishment. (Reuters)

❖ Government and private-sector debt in emerging markets as a percentage of gross domestic product has fallen this year, the first time since 2011, according to a report from JP Morgan released on Tuesday. (Reuters)

❖ Japan's core machinery orders rose for a second straight month in August, handily beating market expectations, signaling a pickup in capital expenditure that should encourage Prime Minister Shinzo Abe ahead of a general election this month. (Reuters)

❖ The German government will raise its 2017 growth forecast for Europe's biggest economy to 2.0 percent, a sharp increase from its earlier estimate of 1.5 percent and the strongest rate since 2011, a source told Reuters on Tuesday. (Reuters)

## Economic News

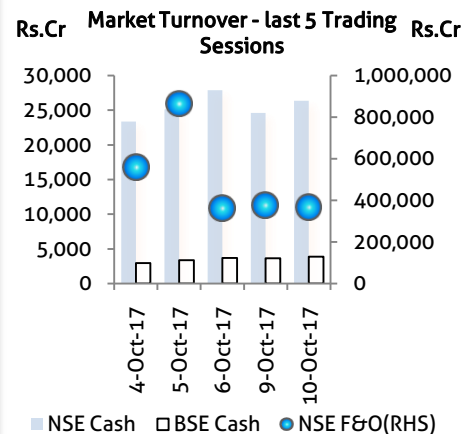
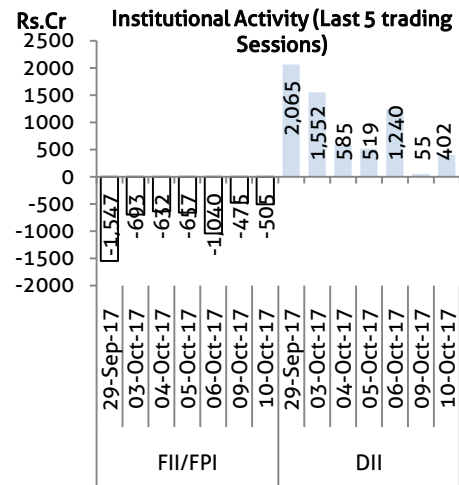
- ❖ The International Monetary Fund (IMF) pared its growth forecast for India by half a percentage point to 6.7% for 2017, blaming the lingering disruptions caused by demonetisation of high-value currencies last year and the roll out of the goods and services tax (GST).
- ❖ Indian banks' sour loans hit a record Rs9.5 trillion (\$145.56 billion) at the end of June, unpublished data shows, suggesting Asia's third-largest economy is no nearer to bringing its bad debt problems under control.
- ❖ Election-bound Gujarat cut value-added tax (VAT) on petrol and diesel by 4%, becoming the first state to give relief to consumers from the recent surge in global auto fuel prices. Maharashtra and Himachal Pradesh followed suit.
- ❖ India will soon have its first gas trading exchange on the lines of existing online platforms that trade in power, Petroleum Minister Dharmendra Pradhan said on Tuesday.
- ❖ The Reserve Bank is expected to cut key interest rate in December amid receding inflation and signal lower rates before the busy October-March industrial season intensifies, says a report.
- ❖ Telecom regulator TRAI, will meet industry stakeholders on October 16 to review rates charged by telecom companies for international roaming and making international calls from India said two officials aware of the matter.
- ❖ Niti Aayog is working on a digital transformation index for start-ups in the country, a senior official of the government think-tank said on Tuesday.
- ❖ The government has been able to change the public opinion in favour of FDI into sensitive areas like defence manufacturing which were earlier considered sacrosanct, Finance Minister Arun Jaitley has said.
- ❖ India is experiencing some of the greatest structural changes as bold new reforms like note ban and GST have put the country firmly on a sustainable growth path, oil cartel Opec's Secretary General Mohammed Barkindo said on Tuesday.
- ❖ The SEBI moved the Supreme Court seeking contempt proceedings against the Sahara Group for allegedly obstructing the process of auctioning its Aamby Valley property in Pune, initiated on court's direction.

## Domestic News

- ❖ Mahindra and Mahindra Ltd will have an electric variant of all its existing and planned crossover sports utility vehicles (SUVs), managing director Pawan Goenka said.
- ❖ Coal India had signed a wage agreement with workers' unions proposing a 20 per cent increase in salaries for five years, a move that would have an estimated impact of Rs 5,667 crore a year.
- ❖ A consortium led by US buyout fund KKR and comprising Canada Pension Plan Investment Board, Abu Dhabi Investment Authority and GIC Singapore is in discussions to acquire Indus Towers and Bharti Infratel for \$11billion.
- ❖ Bodal Chemicals Rs 225 crore QIP Opens, price range of Rs 172-174 per share as per term sheet, meeting of the QIP Committee will be held on October 13, 2017.
- ❖ Dena Bank QIP to raise up to Rs 400 crore opened at a floor price of Rs 30.73 per share.

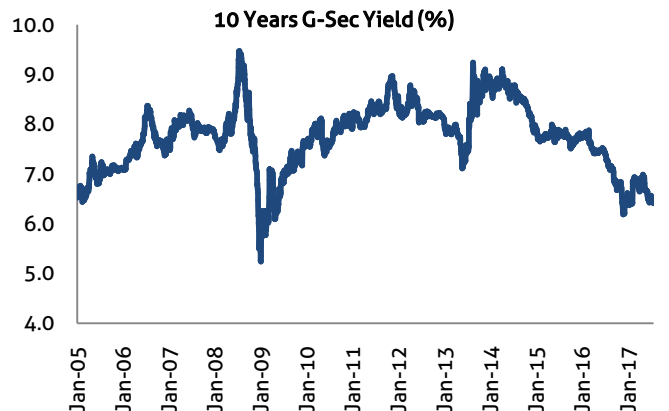
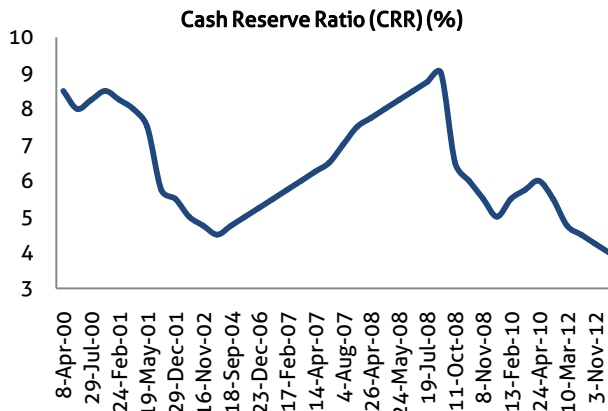
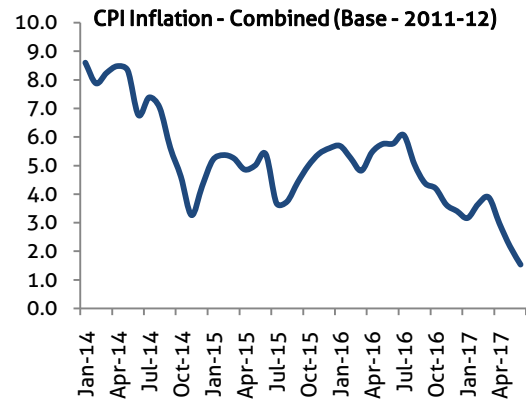
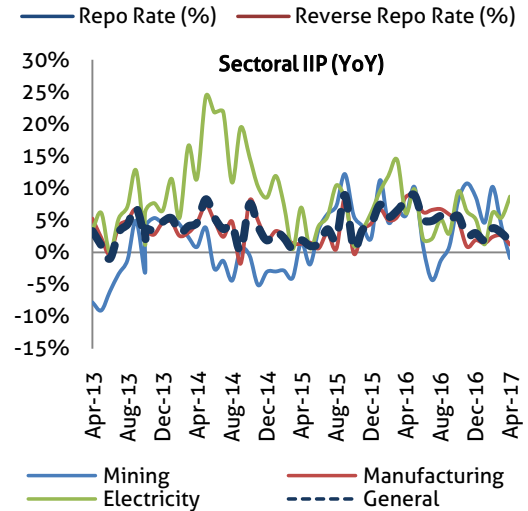
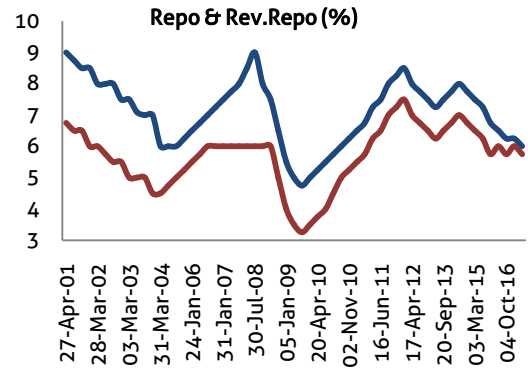
Global Forex	Closing	Chg	% Chg
EUR-USD	1.1256	0.0002	0.02
GBP-USD	1.3196	(0.0009)	(0.07)
USD-JPY	112.48	0.0300	0.03

Bond Markets	Closing	Chg
10-yr bond	7.01	0.40 bps
Interbank call	5.88	-6.57 bps



## Domestic News (Cont...)

- ❖ Karur Vysya Bank rights issue in the ratio 1:6 at Rs. 76 per share to raise Rs. 903 crore to open from October 25 to November 10, record date October 13.
- ❖ Sical Logistics approves buying MMTC's 26 percent stake in unit Sical Iron Ore.
- ❖ Rakesh Jhunjhunwala has increased stake in Prakash Industries to 1.64 per cent at the end of the September quarter, from 1.01 per cent at the end of the June quarter.
- ❖ Dixon Technologies entered into Design, Manufacturing and supply agreement with Flipkart India.
- ❖ A consortium of banks led by State Bank of India has ordered a forensic audit of construction group Punj Lloyd's accounts after the borrower failed to service its loans for eight successive quarters.
- ❖ Reliance Infra agreed to hold exclusive negotiations with Adani Transmission for the proposed sale of integrated power generation, transmission and distribution business in Mumbai, long considered its crown jewel.
- ❖ DCW Commences commercial production of Chlorinated Poly Vinyl Chloride (CPVC) at its units in Tamil Nadu.
- ❖ PSP Projects bags order worth Rs 1575 crore from Surat Diamond bourses.
- ❖ In a boost to its contract manufacturing business, Piramal Enterprises has invested \$55 million (around Rs 360 crore ) to upgrade its active pharmaceutical ingredient manufacturing plants in India and the US.
- ❖ Vedanta Resources said mined metal production at its Indian zinc unit rose 42 per cent in the first half, boosted by higher ore production across all its mines.
- ❖ Biocon said the US health regulator has issued complete response letter (CRL) for proposed biosimilar Pegfilgrastim, indicated for use in the treatment of cancer.
- ❖ VA Tech Wabag has filed an appeal with the National Company Law Appellate Tribunal (NCLAT) against an order of the National Company Law Tribunal (NCLT) initiating corporate insolvency resolution process.
- ❖ Non-banking financial services firm Srei has filed bankruptcy petitions against three of four companies that held and sold Viom Networks shares on its behalf.



## Bulk Deal - NSE

Date	Security Name	Client Name	Buy/Sell	Traded Qty.	Price
10-Oct-17	GHCL Limited	OCEAN DIAL GATEWAY TO INDIA MAURITIURS LTD	SELL	581116	230.6
10-Oct-17	Jindal Worldwide Ltd	VISHAL KIRANBHAI SHETH	SELL	104359	1103.2
10-Oct-17	D-Link India Ltd	PARTH INFIN BROKERS PVT LTD	BUY	556026	124.3
10-Oct-17	TVS Electronics Limited	RAJURI STEELS PRIVATE LIMITED	BUY	105004	495.7
10-Oct-17	Goa Carbon Ltd	RAHUL DOSHI	SELL	82368	623.6

## Bulk Deal - BSE

Date	Security Name	Client Name	Buy/Sell	Traded Qty.	Price
10-Oct-17	STAR	STEADVIEW CAPITAL MAURITIUS LIMITED	S	637,664	861.2
10-Oct-17	LUMAXIND	ASHISH RAMCHANDRA KACHOLIA	B	62,837	1395.4
10-Oct-17	SORILHOLD	ANIL BANSILAL LODHA	S	353,355	71.7
10-Oct-17	INDSILHYD	ADESH VENTURES LLP	B	142,654	137.1
10-Oct-17	GOPALA	MAHENDRAKUMAR SOMANI	S	173,000	110.0

## Corporate Actions

Scrip Code	Scrip Name	Ex-Date	Purpose	Record Date
511463	ALEXANDER	11-Oct-17	Bonus issue 1:5	12-Oct-17
539997	KPL	11-Oct-17	Bonus issue 1:1	12-Oct-17
511196	CANFINHOME	12-Oct-17	Stock Split From Rs.10/- to Rs.2/-	13-Oct-17
530201	KALLAM	12-Oct-17	Bonus issue 1:4	13-Oct-17
590003	KARURVYSYA	12-Oct-17	Right Issue of Equity Shares	13-Oct-17
538987	TALBROSENG	12-Oct-17	Bonus issue 1:1	14-Oct-17
535893	IPRU2117	13-Oct-17	Redemption of Mutual Fund	-
535943	IPRU2120	13-Oct-17	Redemption of Mutual Fund	-
536234	IPRU2142	13-Oct-17	Redemption of Mutual Fund	-
536236	IPRU2143	13-Oct-17	Redemption of Mutual Fund	-
536444	IPRU2162	13-Oct-17	Redemption of Mutual Fund	-
535895	IPRU8317	13-Oct-17	Redemption of Mutual Fund	-
535945	IPRU8320	13-Oct-17	Redemption of Mutual Fund	-
536235	IPRU8342	13-Oct-17	Redemption of Mutual Fund	-
536446	IPRU8362	13-Oct-17	Redemption of Mutual Fund	-
538654	TDAF2AA	13-Oct-17	Dividend On Mutual Fund	16-Oct-17
538654	TDAF2AA	13-Oct-17	Redemption of Mutual Fund	16-Oct-17
538656	TDAF2AB	13-Oct-17	Redemption of Mutual Fund	16-Oct-17
538655	TDAF2AC	13-Oct-17	Dividend On Mutual Fund	16-Oct-17
538655	TDAF2AC	13-Oct-17	Redemption of Mutual Fund	16-Oct-17
538657	TDAF2AD	13-Oct-17	Redemption of Mutual Fund	16-Oct-17
540361	DWEKAM	16-Oct-17	Consolidation of Shares	17-Oct-17

## Global Economic Calendar

Date	Curr.	Event	Actual	Forecast	Previous
09-Oct-17	CNY	Caixin Services PMI (Sep)			52.7
09-Oct-17	EUR	Sentix Investor Confidence (Oct)		28.5	28.2
09-Oct-17	USD	CB Employment Trends Index (Sep)			134.62
10-Oct-17	GBP	BRC Retail Sales Monitor (YoY) (Sep)			1.30%
10-Oct-17	JPY	Current Account n.s.a. (Aug)		2.262T	2.320T
10-Oct-17	GBP	Construction Output (MoM) (Aug)		0.10%	-0.90%
10-Oct-17	GBP	Industrial Production (YoY) (Aug)		0.80%	0.40%
10-Oct-17	GBP	Manufacturing Production (YoY) (Aug)		1.90%	1.90%
10-Oct-17	GBP	Trade Balance (Aug)		-11.20B	-11.58B
10-Oct-17	USD	NFIB Small Business Optimism (Sep)			105.3
11-Oct-17	JPY	Core Machinery Orders (YoY) (Aug)		0.80%	-7.50%
11-Oct-17	USD	MBA 30-Year Mortgage Rate			4.12%
11-Oct-17	USD	JOLTs Job Openings (Aug)		6.138M	6.170M
12-Oct-17	GBP	RICS House Price Balance (Sep)		5%	6%
12-Oct-17	JPY	PPI (YoY) (Sep)		3.00%	2.90%
12-Oct-17	EUR	Industrial Production (YoY) (Aug)		2.50%	3.20%
12-Oct-17	USD	Continuing Jobless Claims		1,940K	1,938K
12-Oct-17	USD	Initial Jobless Claims		255K	260K
12-Oct-17	USD	PPI (MoM) (Sep)		0.40%	0.20%
12-Oct-17	USD	Federal Budget Balance (Sep)		-3.0B	-108.0B
13-Oct-17	CNY	Trade Balance (USD) (Sep)		39.50B	41.99B
13-Oct-17	USD	Core Retail Sales (MoM) (Sep)		0.30%	0.20%
13-Oct-17	USD	CPI (MoM) (Sep)		0.60%	0.40%
13-Oct-17	USD	Real Earnings (MoM) (Sep)		-0.30%	-0.60%
13-Oct-17	USD	Retail Sales (MoM) (Sep)		1.60%	-0.20%
13-Oct-17	USD	Business Inventories (MoM) (Aug)		0.70%	0.20%
13-Oct-17	USD	Michigan Consumer Expectations (Oct)		84.7	84.4

## Indian Economic Calendar

Date	Curr.	Event	Actual	Forecast	Previous
12-Oct-17	INR	Industrial Production (YoY) (Aug)		2.20%	1.20%
12-Oct-17	INR	CPI (YoY) (Sep)		3.80%	3.36%

## Research Team

Name	Designation	Email ID	Contact No.
Paras Bothra	President Equity Research	paras@ashikagroup.com	+91 22 6611 1704
Krishna Kumar Agarwal	Equity Research Analyst	krishna.a@ashikagroup.com	+91 33 4036 0646
Partha Mazumder	Equity Research Analyst	partha.m@ashikagroup.com	+91 33 4036 0647
Arijit Malakar	Equity Research Analyst	amalakar@ashikagroup.com	+91 33 4036 0644
Kapil Jagasia	Equity Research Analyst	kapil.j@ashikagroup.com	+91 22 6611 1715
Tirthankar Das	Technical & Derivative Analyst	tirthankar.d@ashikagroup.com	+91 33 4036 0645

Ashika Stock Broking Limited ("ASBL") or Research Entity has started its journey in the year 1994 and is engaged in the business of broking services, depository services, distributor of financial products (Mutual fund, IPO & Bonds). This research report has been prepared and distributed by ASBL in the sole capacity of a Research Analyst (Reg No. INH000000206) of SEBI (Research Analyst) Regulations 2014. ASBL is a wholly owned subsidiary of Ashika Global Securities (P) Ltd., a RBI registered non-deposit taking NBFC Company. Ashika group (details is enumerated on our website [www.ashikagroup.com](http://www.ashikagroup.com)) is an integrated financial service provider inter alia engaged in the business of Investment Banking, Corporate Lending, Commodity Broking, Debt Syndication & Other Advisory Services.

There were no significant and material disciplinary actions against ASBL taken by any regulatory authority during last three years.

### Disclosure

ASBL or its associates, its Research Analysts (including their relatives) may have financial interest in the subject company(ies). However, the said financial interest is not limited to having an open stock market position in /acting as advisor to /having a loan transaction with the subject company(ies) apart from registration as clients.

- ASBL or its Research Analysts (including their relatives) do not have any actual / beneficial ownership of 1% or more of securities of the subject company(ies) at the end of the month immediately preceding the date of publication of this report or date of the public appearance. However ASBL's associates may have actual / beneficial ownership of 1% or more of securities of the subject company(ies).
- ASBL or their Research Analysts (including their relatives) do not have any other material conflict of interest at the time of publication of this research report or date of the public appearance. However ASBL's associates might have an actual / potential conflict of interest (other than ownership).
- ASBL or its associates may have received compensation for investment banking, merchant banking, and brokerage services and for other products and services from the subject companies during the preceding 12 months. However, ASBL or its associates or its Research analysts (forming part of Research Desk) have not received any compensation or other benefits from the subject companies or third parties in connection with the research report. Moreover, Research Analysts have not received any compensation from the companies mentioned herein in the past twelve months.
- ASBL or their Research Analysts have not managed or co-managed public offering of securities for the subject company(ies) in the past twelve months. However ASBL's associates may have managed or co-managed public offering of securities for the subject company(ies) in the past twelve months.
- Research Analysts have not served as an officer, director or employee of the companies mentioned in the report.
- Neither ASBL nor its Research Analysts have been engaged in market making activity for the companies mentioned in the report.

### Disclaimer

The research recommendation and information herein are solely for the personal information of the authorized recipient and does not construe to be an offer documents or any investment, legal or taxation advice or solicitation of any action based upon it. This report is not for public distribution or use by any person or entity, where such distribution, publication, availability or use would be contrary to law, regulation or subject to any registration or licensing requirement. We will not treat recipients as customer by virtue of their receiving this report. The report is based upon the information obtained from public sources that we consider reliable, but we do not guarantee its accuracy or completeness. ASBL shall not be in anyways responsible for any loss or damage that may arise to any such person from any inadvertent error in the information contained in this report. The recipients of this report should rely on their own investigations.