

Equity	Latest	% Chg	NSE Sect. Indices	Latest	% Chg
Nifty	9422	0.16	NIFTY IT	10256.10	0.36
Sensex	30251	0.01	NIFTY BANK	22818.45	(0.05)
DowJones	20919	-0.11	NIFTY 500	8331.00	0.13
Nasdaq	6116	-0.22	NIFTY FMCG	24025.85	0.30
Hangseng	25150	0.10	NIFTY INFRA	3282.80	(0.41)
Shanghai	3066	0.16	NIFTY AUTO	10410.75	1.04
Nikkei	6883	-0.58	NIFTY ENERGY	12037.00	(0.67)
Strait Times	3263	-0.22	NIFTY PHARMA	10178.85	0.72
Kospi	2286	-0.45	Advances / Declines	BSE	NSE
Taiwan	9990	-0.12	Advances	1231	672
FTSE	7387	0.02	Declines	1614	986
CAC	5383	-0.32	Unchanged	147	79
DAX	12711	-0.36	Total	2992	1737

Nifty Gainers		
Company	Price(Rs)	Chg(%)
EICHERMOT	29500.00	5.85
ZEEL	541.00	4.80
HEROMOTOCO	3468.95	4.37
HINDALCO	193.45	3.39
BAJAJ-AUTO	2993.70	3.06

Nifty Losers		
Company	Price(Rs)	Chg(%)
BHARTIARTL	363.90	(2.37)
ONGC	183.85	(2.18)
GAIL	408.70	(2.11)
AXISBANK	515.40	(2.08)
IOC	432.85	(1.95)

Vol. Shockers	Last Day (Lakh)	2 Wk Avg. (Lakh)	Vol. Ch. (Times)
LAOPALA	1.01	0.1	8
EIHOTEL	6.68	0.9	7
CAPPL	2.28	0.3	7
BLUESTARCO	2.10	0.3	6
RAMCOIND	2.66	0.5	5

Indian Forex	Closing	Chg	% Chg
USD/INR	64.438	(0.069)	(0.11)
GBP/INR	83.415	(0.114)	(0.14)
EUR/INR	70.147	(0.320)	(0.45)
JPY/INR	56.480	(0.420)	(0.74)

Precious Metal	Closing	Chg (Rs.)
Gold (Rs/10gm)	27984	(61)
Silver (Rs/1kg)	38000	0

Commodities	Price	% Chg.
Crude (US\$/BBL)	47.9	0.72
Brent (US\$/BBL)	50.8	0.81
Gold (US/oz)	1226.7	0.48
Silver (US\$/oz)	16.4	0.92
Copper (US\$/MT)	5580.5	1.24
Alum (US\$/MT)	1887.0	0.91
Zinc(US\$/MT)	2615.0	0.89

ADR	Cl. Values	% Chg.
ICICI Bank	11.55	3.24
HDFC Bank	50.75	(20.97)
Infosys	31.46	16.18
Tata Steel Ltd	14.42	[0]
Dr. Deddy's Labs	50.45	7.73
Wipro	11.32	1.43
Tata Motors	42.28	7.64

Market Sensor

US market closed lower on Thursday as retail stocks fell sharply on the back of Macy's weak quarterly results. Dow Jones Industrial Average was down 0.11% or 23.69 points at 20919.42 Nasdaq Composite was down 0.22% or 13.18 points at 6115.97 Standard & Poor's 500 was down 0.22% or 5.19 points at 2394.44

Indian Equity market settled almost unchanged in a dull session yesterday, taking a pause after previous day's up move. There was stock specific action in the market. Hope of normal monsoon, expectations of lower interest rates eased inflation fears, FII's turning into net buyers in the last couple of days were all positive for the market. Nifty ended the previous day with a gain of 0.16% or 15.10 points at 9422.40. On Thursday's trading session, FII's bought net Rs.1306.71 Cr in cash market and bought Rs.1182.25 Cr in derivative segment. Whereas, DII sold net Rs.1037.18 Cr in cash segment.

Global News

❖ Trade protectionism is a "dead end" that may score political points but will ultimately hurt the U.S. economy, one of the most influential Federal Reserve officials said on Thursday in the central bank's strongest defense yet of open borders in the face of a skeptical Trump administration. (Reuters)

❖ Mexico made a pitch to U.S. President Donald Trump on Wednesday to uphold the NAFTA trade deal, arguing that unwinding economic integration would hurt both nations, damaging U.S. exports, risking American jobs and hitting consumers north of the border. (Reuters)

❖ China's April producer price inflation cooled more than expected in a sign manufacturing activity may be losing momentum along with other sectors of the economy as domestic demand remains muted and the government cracks down on financial risks. (Reuters)

❖ Euro zone unemployment is higher than official data suggest, continuing to keep wage growth muted, a European Central Bank study showed on Wednesday, raising fresh doubts about whether the bank can start rolling back its stimulus measures soon. (Reuters)

❖ The pullback in China's imports in April of crude oil and major bulk commodities, except coal, is more of a reminder that strong gains can't last forever than a warning that demand is waning in the world's biggest importer of natural resources. (Reuters)

Economic News

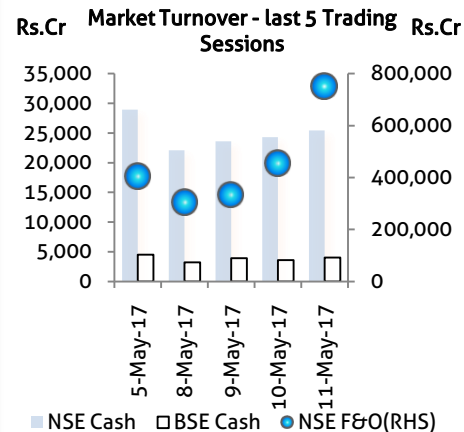
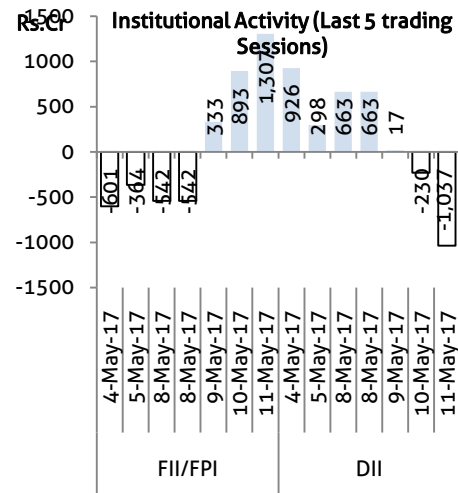
- ❖ The Odisha Cabinet approved the Goods and Services Tax (GST) Bill. The Bill is slated to be ratified by the state legislative assembly at a two-day special session beginning from on May 18.
- ❖ National Highways Authority of India's first Masala Bond was launched at the London Stock Exchange with Union Minister Nitin Gadkari ringing the opening bell.
- ❖ India's inflation likely cooled in April due to lower food prices, but the pullback may not give the Reserve Bank of India enough leeway to ease monetary policy anytime soon, a Reuters poll found.
- ❖ India, the world's biggest sugar consumer, has no plans to allow extra imports of the sweetener as stocks lying around in mills will suffice, Food Minister Ram Vilas Paswan said on Thursday.
- ❖ Bihar Chief Minister Nitish Kumar Thursday expressed his displeasure over franchisee model of power distribution system and described its work as unsatisfactory especially in terms of rural electrification in the state.
- ❖ As confusion looms over the future of the H1-B visa programme, an investment-facilitating firm is targeting rich Indians with the EB5 visa, popularly known as the "Golden Visa", that promises a faster route to US citizenship.
- ❖ Slamming global credit rating agencies for not upgrading India despite clear improvement in its economic fundamentals, Chief Economic Adviser Arvind Subramanian on Thursday said they are following "inconsistent" standards while rating India and China.
- ❖ The Gujarat Government on Wednesday decided to give four per cent dearness allowance — two instalments — to the employees of the state government, panchayats and pensioners from July 1, 2016.
- ❖ As a practical method to curb the increase of sedentary lifestyle conditions and disorders like diabetes, cardiovascular diseases and the blot of hypertension, India's food regulator, The Food Safety and Standards Authority of India (FSSAI), on Monday proposed to impose an additional fat tax on all packaged products, processed food and sweetened beverages.

Domestic News

- ❖ Tata Group companies have together spent 2.8 per cent of their consolidated revenue at Rs 18,409 crore on innovations in financial year (FY) 2015-16 and they have gained \$1 billion worth in incremental benefits.
- ❖ The Competition Commission of India (CCI) has ordered a detailed probe against major telecom players for allegedly trying to block the entry of newcomer Reliance Jio, according to sources.
- ❖ Expanding its feet across the country, IT major Tata Consultancy Services (TCS) has set up its maiden Business Process Outsourcing (BPO) centre in Patna. The centre was inaugurated on Thursday by Union Minister Ravi Shankar Prasad.
- ❖ Engineering and technology firm Siemens on Thursday disclosed that an internal probe has unearthed a fraud that was perpetrated on the company over several years through fake purchase orders by certain employees.

Global Forex	Closing	Chg	% Chg
EUR-USD	1.0872	0.0011	0.00
GBP-USD	1.2892	0.0005	0.04
USD-JPY	113.71	(0.1600)	(0.14)

Bond Markets	Closing	Chg
10-yr bond	7.25	-9.10 bps
Interbank call	6.02	-6.31 bps



Domestic News (Cont...)

❖ Adani Group still expects to make a final investment decision this month on its Carmichael coal mine even after the Australian Senate left for a break without voting on new land title laws, a company spokesman said on Thursday.

❖ Private lender Kotak Mahindra Bank is looking to raise about Rs 5,662 crore through sale of 6.20 crore shares through qualified institutional placement (QIP). This share sale is part of stake reduction exercise by its promoter Uday Kotak, the vice-chairman of the bank, as per the RBI advice.

❖ Infosys has delayed salary increases to at least July and even later for senior employees, India's second-largest software services exporter said, even as it played down fears of job cuts and started taking steps to reduce operating costs.

❖ Max India founder Aniljit Singh will infuse Rs 300 crore into the company in lieu of warrants at Rs 154.76 a share. The company will use a significant part of the money raised to buy 3.75 per cent stake in its flagship Max Healthcare (MHC) from World Bank arm International Finance Corporation (IFC).

❖ Crisil, the Indian unit of US-based ratings firm Standard & Poor's, laid off about 150 people or half the workforce at its small and medium enterprises ratings division, three people familiar with the development said.

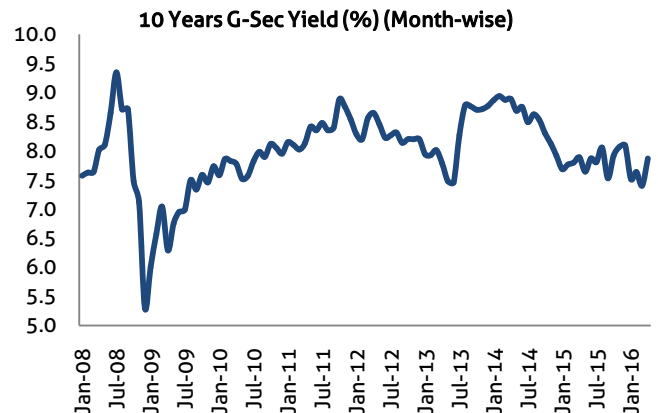
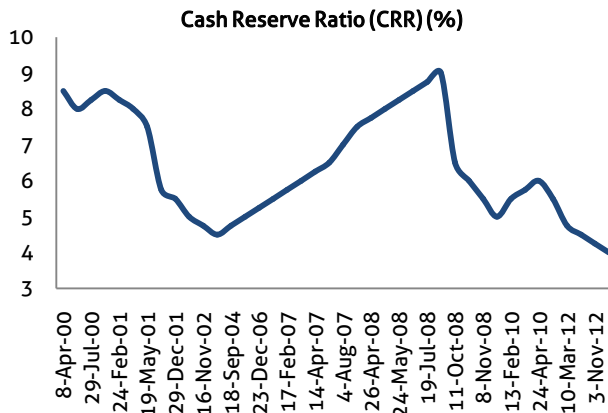
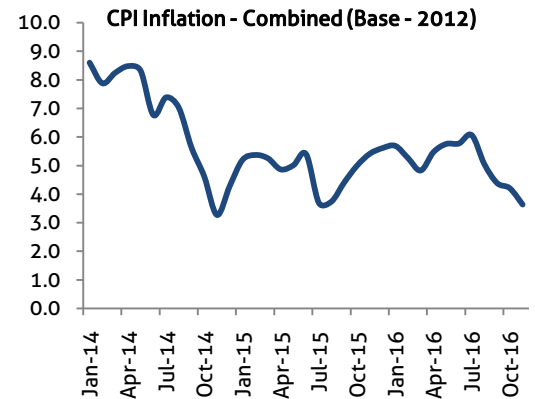
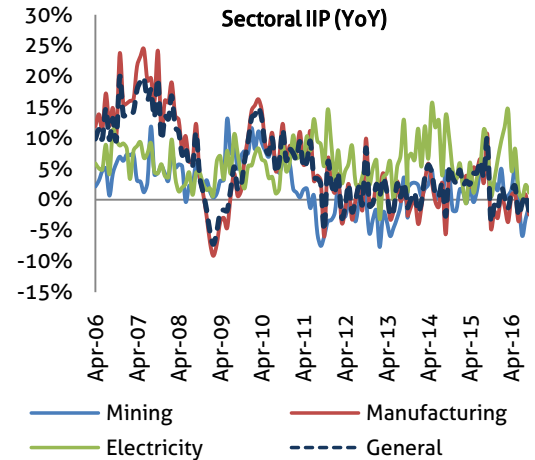
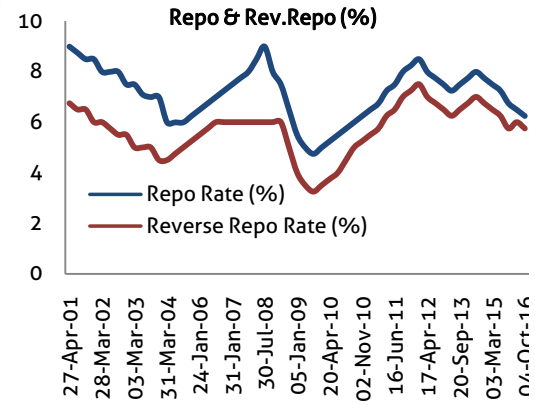
❖ TVS Motor Company announced its alliance with MASESA (Mayor Servicios Sociada Anonima), a Guatemala based company that is a leader in the commercialisation of motorcycles and Tuk Tuks in the Central American region.

❖ Delta Corp approves QIP at 5 percent discount to floor price of Rs 162.78 per share.

❖ Vakrangee allied with Indian Railway Catering and Tourism Corporation Ltd. for offering railway e-tickets booking through Vakrangee Kendras.

❖ Yes Bank seeks shareholder approval to allow Board of Directors to borrow as much as Rs 70,000 crore and raise funds up to Rs 20,000 crore.

❖ Reliance Infrastructure subsidiary Delhi Metro Express Pvt. Ltd. wins Rs 2,950 crore arbitral award against the Delhi Metro Rail Corporation Ltd.



Bulk Deal - NSE

Date	Security Name	Client Name	Buy/Sell	Traded Qty.	Price
11-May-17	NRB Bearings Limited	SBI MUTUAL FUND MAGNUM GLOBAL FUND	SELL	4387126	118.5
11-May-17	Bhansali Eng. Polymers Lt	PARTH INFIN BROKERS PVT LTD	SELL	3110695	42.2
11-May-17	R.P.P. Infra Projects Ltd	NEW LEAINA INVESTMENTS LIMITED	SELL	150000	280.2
11-May-17	Stampede Capital Ltd	SHREE BHUVANAKARAM TRADINVEST PVT LTD	BUY	1600000	22.5
11-May-17	ADF Foods Limited	N.K. SECURITIES	SELL	123421	290.0

Bulk Deal - BSE

Date	Security Name	Client Name	Buy/Sell	Traded Qty.	Price
11-May-17	CHEMBOND	GULOO PERVIZ DASTUR	S	350,000	228.5
11-May-17	ADLABS	NYLIM JACOB BALLAS INDIA (FPI) IV LLC	B	458,000	87.4
11-May-17	BESTSTEEL	GARNET INTERNATIONAL LIMITED	B	100,000	105.2
11-May-17	SANGUI	KINITA REAL ESTATE PRIVATE LIMITED	S	6,762,300	0.8
11-May-17	AMRAFIN	LTS INVESTMENT FUND LTD	B	69,600	58.0

Corporate Actions

Scrip Code	Scrip Name	Ex-Date	Purpose	Record Date
531225	FRONTIER	12-May-17	Reduction of Capital	15-May-17
538348	KTKFMP161D	15-May-17	Redemption of Mutual Fund	16-May-17
538350	KTKFMP161DD	15-May-17	Redemption of Mutual Fund	16-May-17
538347	KTKFMP161G	15-May-17	Redemption of Mutual Fund	16-May-17
538349	KTKFMP161GD	15-May-17	Redemption of Mutual Fund	16-May-17
534063	FUTSOL	16-May-17	Final Dividend - Rs. - 0.5000	-
532424	GODREJCP	16-May-17	Interim Dividend - Rs. - 12.0000	17-May-17
507815	GILLETTE	17-May-17	Interim Dividend - Rs. - 154.0000	18-May-17
505850	MANCREDIT	17-May-17	Stock Split From Rs.10/- to Rs.1/-	18-May-17
500459	PGHH	17-May-17	Special Dividend - Rs. - 362.0000	18-May-17
507912	LKPFIN	18-May-17	Dividend - Rs. - 2.0000	-
505890	WIDIA	18-May-17	Interim Dividend - Rs. - 2.0000	19-May-17
512273	ARONICOMM	19-May-17	Amalgamation	22-May-17
500790	NESTLEIND	19-May-17	Final Dividend - Rs. - 23.0000	-
539347	PHL	22-May-17	Amalgamation	23-May-17
532772	DCBBANK	24-May-17	Dividend - Rs. - 0.5000	-
532281	HCLTECH	24-May-17	Interim Dividend - Rs. - 6.0000	25-May-17
540025	ADVENZYMES	25-May-17	Stock Split From Rs.10/- to Rs.2/-	26-May-17
500870	CASTROLIND	25-May-17	Dividend - Rs. - 4.5000	-
532622	GDL	25-May-17		26-May-17
500126	MERCK	25-May-17	Dividend - Rs. - 11.0000	-
521064	TRIDENT	25-May-17	Final Dividend - Rs. - 0.3000	-

Global Economic Calendar

Date	Curr.	Event	Actual	Forecast	Previous
8-May-17	GBP	Halifax House Price Index (YoY) (Apr)		3.60%	3.80%
8-May-17	EUR	Sentix Investor Confidence (May)		25	23.9
8-May-17	USD	CB Employment Trends Index (Apr)			131.4
8-May-17	USD	Fed Labor Market Conditions Index			0.4
9-May-17	USD	Redbook (YoY)			2.30%
9-May-17	USD	Wholesale Inventories (MoM) (Mar)		-0.10%	-0.10%
9-May-17	CNY	CPI (YoY) (Apr)		1.10%	0.90%
9-May-17	CNY	PPI (YoY) (Apr)		6.90%	7.60%
10-May-17	USD	Mortgage Market Index			405.8
10-May-17	EUR	ECB President Draghi Speaks			
10-May-17	USD	Export Price Index (MoM) (Apr)		0.20%	0.20%
10-May-17	USD	Import Price Index (MoM) (Apr)		0.10%	-0.20%
10-May-17	USD	Crude Oil Inventories			-0.930M
10-May-17	USD	Federal Budget Balance (Apr)			-176.0B
10-May-17	GBP	RICS House Price Balance (Apr)		20%	22%
11-May-17	CNY	New Loans		800.0B	1,020.0B
11-May-17	GBP	Industrial Production (YoY) (Mar)		2.10%	2.80%
11-May-17	GBP	Trade Balance (Mar)		-11.65B	-12.46B
11-May-17	GBP	BoE Inflation Report			
11-May-17	GBP	BoE Interest Rate Decision (May)		0.25%	0.25%
11-May-17	USD	Initial Jobless Claims		245K	238K
11-May-17	USD	PPI (YoY) (Apr)		2.20%	2.30%
12-May-17	EUR	Industrial Production (YoY) (Mar)		2.30%	1.20%
12-May-17	USD	CPI (YoY) (Apr)		2.30%	2.40%
12-May-17	USD	Business Inventories (MoM) (Mar)		0.10%	0.30%

Indian Economic Calendar

Date	Curr.	Event	Actual	Forecast	Previous
10-May-17	INR	M3 Money Supply			7.10%
12-May-17	INR	Bank Loan Growth			5.50%
12-May-17	INR	Deposit Growth			11.60%
12-May-17	INR	FX Reserves, USD			372.73B
12-May-17	INR	CPI (YoY) (Apr)		3.70%	3.81%
12-May-17	INR	Industrial Production (YoY) (Mar)		1.00%	-1.20%

Research Team

Name	Designation	Email ID	Contact No.
Paras Bothra	President Equity Research	paras@ashikagroup.com	+91 22 6611 1704
Krishna Kumar Agarwal	Equity Research Analyst	krishna.a@ashikagroup.com	+91 33 4036 0646
Partha Mazumder	Equity Research Analyst	partha.m@ashikagroup.com	+91 33 4036 0647
Arijit Malakar	Equity Research Analyst	amalakar@ashikagroup.com	+91 33 4036 0644
Kapil Jagasia, CFA	Equity Research Analyst	kapil.j@ashikagroup.com	+91 22 6611 1715
Tirthankar Das	Technical & Derivative Analyst	tirthankar.d@ashikagroup.com	+91 33 4036 0645

Ashika Stock Broking Limited ("ASBL") or Research Entity has started its journey in the year 1994 and is engaged in the business of broking services, depository services, distributor of financial products (Mutual fund, IPO & Bonds). This research report has been prepared and distributed by ASBL in the sole capacity of a Research Analyst (Reg No. INH00000206) of SEBI (Research Analyst) Regulations 2014. ASBL is a wholly owned subsidiary of Ashika Global Securities (P) Ltd., a RBI registered non-deposit taking NBFC Company. Ashika group (details is enumerated on our website www.ashikagroup.com) is an integrated financial service provider inter alia engaged in the business of Investment Banking, Corporate Lending, Commodity Broking, Debt Syndication & Other Advisory Services.

There were no significant and material disciplinary actions against ASBL taken by any regulatory authority during last three years.

Disclosure

ASBL or its associates, its Research Analysts (including their relatives) may have financial interest in the subject company(ies). However, the said financial interest is not limited to having an open stock market position in /acting as advisor to /having a loan transaction with the subject company(ies) apart from registration as clients.

- 1) ASBL or its Research Analysts (including their relatives) do not have any actual / beneficial ownership of 1% or more of securities of the subject company(ies) at the end of the month immediately preceding the date of publication of this report or date of the public appearance. However ASBL's associates may have actual / beneficial ownership of 1% or more of securities of the subject company(ies).
- 2) ASBL or their Research Analysts (including their relatives) do not have any other material conflict of interest at the time of publication of this research report or date of the public appearance. However ASBL's associates might have an actual / potential conflict of interest (other than ownership).
- 3) ASBL or its associates may have received compensation for investment banking, merchant banking, and brokerage services and for other products and services from the subject companies during the preceding 12 months. However, ASBL or its associates or its Research analysts (forming part of Research Desk) have not received any compensation or other benefits from the subject companies or third parties in connection with the research report. Moreover, Research Analysts have not received any compensation from the companies mentioned herein in the past twelve months.
- 4) ASBL or their Research Analysts have not managed or co-managed public offering of securities for the subject company(ies) in the past twelve months. However ASBL's associates may have managed or co-managed public offering of securities for the subject company(ies) in the past twelve months.
- 5) Research Analysts have not served as an officer, director or employee of the companies mentioned in the report.
- 6) Neither ASBL nor its Research Analysts have been engaged in market making activity for the companies mentioned in the report.

Disclaimer

The research recommendation and information herein are solely for the personal information of the authorized recipient and does not construe to be an offer documents or any investment, legal or taxation advice or solicitation of any action based upon it. This report is not for public distribution or use by any person or entity, where such distribution, publication, availability or use would be contrary to law, regulation or subject to any registration or licensing requirement. We will not treat recipients as customer by virtue of their receiving this report. The report is based upon the information obtained from public sources that we consider reliable, but we do not guarantee its accuracy or completeness. ASBL shall not be in anyways responsible for any loss or damage that may arise to any such person from any inadvertent error in the information contained in this report. The recipients of this report should rely on their own investigations.