

Equity	Latest	% Chg	NSE Sect. Indices	Latest	% Chg
Nifty	9985	(0.32)	NIFTY IT	10785.25	0.55
Sensex	31834	(0.28)	NIFTY BANK	24107.45	(0.99)
DowJones	22873	0.18	NIFTY 500	8792.40	(0.50)
Nasdaq	6604	0.25	NIFTY FMCG	25187.50	(0.07)
Hangseng	28427	0.13	NIFTY INFRA	3277.55	(0.02)
Shanghai	3383	(0.15)	NIFTY AUTO	10960.30	(0.63)
Nikkei	6890	0.56	NIFTY ENERGY	13389.95	0.07
Strait Times	3302	0.66	NIFTY PHARMA	9441.15	(0.94)
Kospi	2463	0.20	Advances / Declines	BSE	NSE
Taiwan	10689	0.45	Advances	918	517
FTSE	7534	(0.06)	Declines	1840	1183
CAC	5362	(0.02)	Unchanged	93	87
DAX	12971	0.17	Total	2851	1787

Nifty Gainers		
Company	Price(Rs)	Chg(%)
BHARTIARTL	405.95	5.55
HINDPETRO	452.50	3.65
INFRATEL	410.70	2.71
TCS	2500.00	1.66
IOC	417.50	1.62

Nifty Losers		
Company	Price(Rs)	Chg(%)
YESBANK	362.55	(2.78)
SBIN	251.20	(2.24)
VEDL	314.00	(2.18)
TATAMOTORS	414.45	(2.16)
IBULHSGFIN	1257.50	(1.90)

Vol. Shockers	Last Day (Lakh)	2 Wk Avg. (Lakh)	Vol. Ch. (Times)
KPRMILL	3.58	0.4	9
OBEROIRLT	6.55	0.8	8
CENTURYPLY	11.98	1.5	8
FINCABLES	1.87	0.3	8
DYNPRO	4.88	0.7	7

Indian Forex	Closing	Chg	% Chg
USD/INR	65.269	0.004	0.01
GBP/INR	86.116	0.175	0.20
EUR/INR	77.168	0.337	0.44
JPY/INR	58.080	0.130	0.22

Precious Metal	Closing	Chg (Rs.)
Gold (Rs/10gm)	29698	(20)
Silver (Rs/1kg)	39750	(50)

Commodities	Price	% Chg.
Crude (US\$/BBL)	51.0	0.04
Brent (US\$/BBL)	56.6	(0.05)
Gold (US/oz)	1295.1	0.46
Silver (US\$/oz)	17.2	0.47
Copper (US\$/MT)	6685.0	0.66
Alum (US\$/MT)	2124.0	(0.42)
Zinc(US\$/MT)	3306.0	(0.24)

ADR	Cl. Values	% Chg.
ICICI Bank	8.40	(1.10)
HDFC Bank	93.00	0.70
Infosys	14.70	0.50
Tata Steel Ltd	19.90	0.00
Dr. Deddy's Labs	36.60	(0.30)
Wipro	5.50	0.20
Tata Motors	32.30	0.10

Market Sensor

US Market closed higher on Wednesday after the Federal Reserve released a summary from its previous meeting that showed it believes the economy is strong enough to withstand another rate hike in December. Dow Jones Industrial Average was up 0.18% or 42.21 points at 22872.89. Nasdaq Composite was up 0.25% or 16.30 points at 6603.55. Standard & Poor's 500 was up 0.18% or 4.60 points at 2555.24.

Indian Equity market ended its gaining streak and closed lower in a volatile session, tracking mixed cues. IMF on Tuesday lowered India's growth projection to 6.7% in 2017, lower than its earlier estimate, unnerving investors. Nifty ended the previous day with a decline of 0.32% or 32.15 points 9984.80. On Wednesday's trading session, FIIs sold net Rs.107.95 Cr in cash market and bought Rs.2100.53 Cr in derivative segment. Whereas, DII bought net Rs.233.8 Cr in cash segment.

Global News

❖ Federal Reserve policymakers had a prolonged debate about the prospects of a pickup in inflation and slowing the path of future interest rate rises if it did not, according to the minutes of the U.S. central bank's last policy meeting on Sept. 19-20 released on Wednesday. (Reuters)

❖ A trio of hurricanes likely hurt results of insurers and other U.S. companies in the third quarter, but a stronger economy may have helped to offset the damage. (Reuters)

❖ A longer extension of the European Central Bank's bond-buying programme may be more beneficial during periods of calm, the ECB's chief economist, Peter Praet, said on Wednesday, just weeks before the bank decides whether to extend stimulus. (Reuters)

❖ British finance minister Philip Hammond said on Wednesday that a "cloud of uncertainty" about Brexit was hanging over the country's economy and needed to be cleared as quickly as possible. (Reuters)

❖ A senior U.S. Treasury official on Wednesday criticized the International Monetary Fund for its views on the Trump administration's tax proposals and said the institution should keep out of the U.S. fiscal policy debate. (Reuters)

Economic News

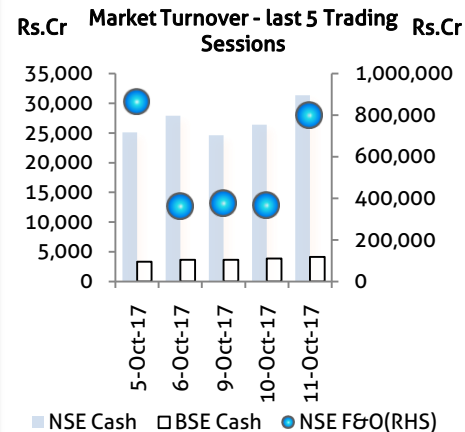
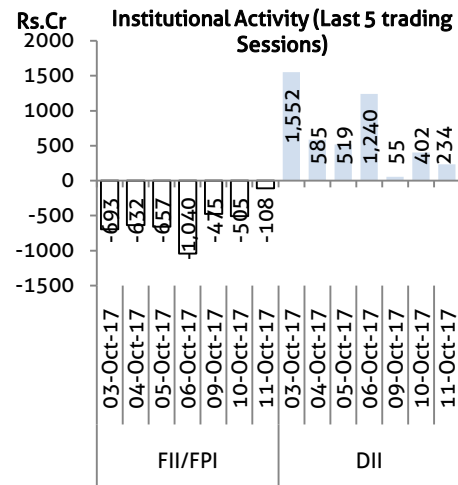
- ❖ India's direct tax collections for April-September rose 15.8% to Rs3.86 trillion, buoyed by a healthy growth in advance tax mop-up, the finance ministry said.
- ❖ In a bonanza for 800,000 university teaching staff a week before Diwali, the Union cabinet on Wednesday approved revised pay scales that will see their pay packets go up between 22% and 28%.
- ❖ Iron ore and liquid cargo shipments led traffic growth at major ports in April-September period of this financial year.
- ❖ The Centre has introduced the direct benefit transfer (DBT) for fertiliser subsidies from this month in seven small states and union territories including Delhi, a senior official said .
- ❖ India's industrial growth and inflation may trend up as key metrics such as IIP, CPI and WPI are expected to come in higher, driven by a waning GST impact and higher commodity rates, says a Morgan Stanley report.
- ❖ US Federal Reserve bankers are sharply divided over whether to increase interest rates again this year amid persistently weak inflation, but many still favour a rate hike, minutes of the Federal Open Market Committee(FOMC) showed.
- ❖ The government on Wednesday approved two new World Bank supported Rs 6,655 crore schemes to bring institutional reforms and improve quality as well as the market relevance of skill development training programmes.
- ❖ OPEC forecast higher demand for its oil in 2018 and said its production-cutting deal with rival producers was getting rid of a glut, pointing to a tighter market that could move into a deficit next year.
- ❖ The International Monetary Fund (IMF) on Wednesday said a combination of weak banks and corporates leave India vulnerable to a tightening of the global financial conditions, as it pressed for more steps to ensure good capitalisation in public sector banks.
- ❖ India has reduced the goods and service tax (GST) on bunker fuel oil, known as bunker fuel, to 5 percent for all vessels, the government said on Wednesday, which should help the country's fuel sellers compete with other lower-tax ports in Asia.

Domestic News

- ❖ Reliance Industries Ltd (RIL) is likely to report an increase in profit for the three months to September, benefiting from higher refining margins that will offset weaker earnings from its petrochemicals business.
- ❖ Lupin Ltd said its US subsidiary has acquired Symbiomix Therapeutics LLC for a cash consideration of \$150 million, in a bid to expand in the women's health segment.
- ❖ LIC has put in a major bid for shares of reinsurer GIC Re in the latter's ongoing IPO. LIC is expected to bid for shares worth around Rs7,000-8,000 crore.
- ❖ Bharti Airtel has tied up with Karbonn Mobile to introduce an affordable 4G smartphone, taking on Reliance Jio's 4G-enabled feature phone.
- ❖ Tata Steel has developed a new technology 'Hlsarna' that can not only reduce carbon emissions by at least 20 per cent but also bring down the cost of steel production.
- ❖ Ashok Leyland was granted a 10-year reimbursement of state GST besides other incentives on its green-field investment in Andhra Pradesh.

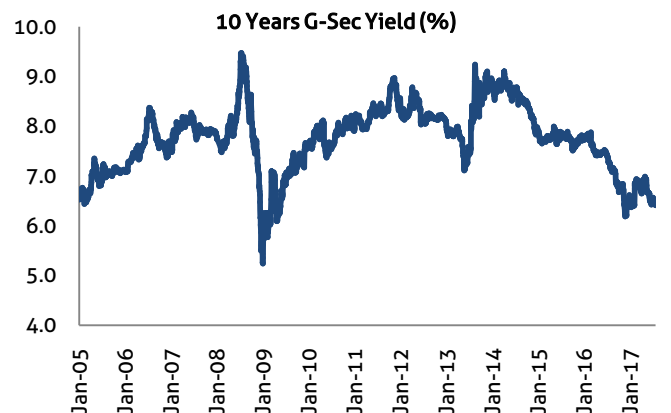
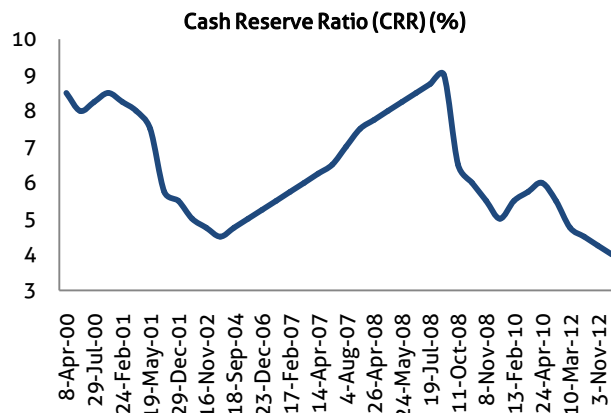
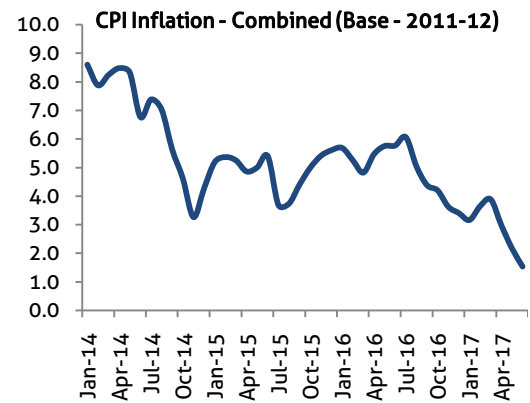
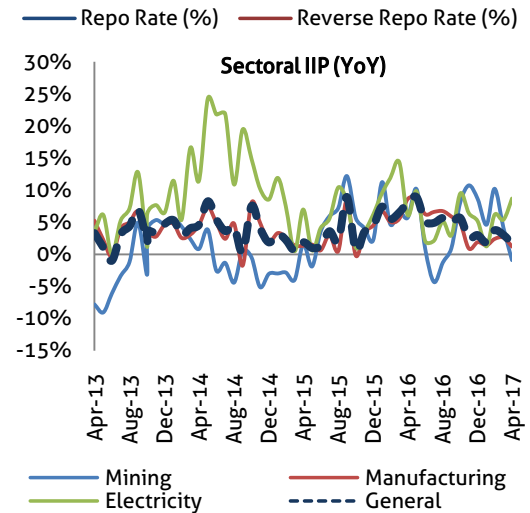
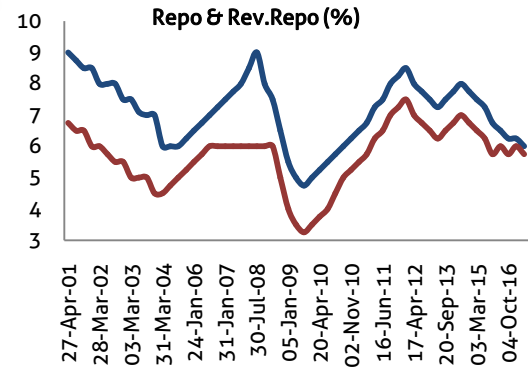
Global Forex	Closing	Chg	% Chg
EUR-USD	1.1256	0.0002	0.02
GBP-USD	1.3256	0.0035	0.26
USD-JPY	112.41	(0.1000)	(0.09)

Bond Markets	Closing	Chg
10-yr bond	6.98	-3.20 bps
Interbank call	5.85	-3.49 bps



Domestic News (Cont...)

- ❖ The Andhra Pradesh government has entrusted a Rs 2,652 crore worth of multi-tower housing contract in Amaravati to NCC Limited, L&T and Shapoorji Pallonji with a mandate to complete the work in the next six months time.
- ❖ IVL Finance, a subsidiary of Indiabulls Ventures, is getting into consumer finance with a big push on personal loans by tapping the existing customers of banks who are not on the list for pre-approved loans.
- ❖ Larsen & Toubro has entered into a definitive agreement with ESAB Holdings Ltd for selling its entire stake in wholly-owned arm EWAS Alloys Ltd for Rs 522 crore.
- ❖ Sun Pharmaceutical has received establishment inspection report (EIR) from the US health regulator for its Dadra facility.
- ❖ The Aditya Birla group is set to exit the fertiliser business, with two players valuing the division at around Rs 3,000 crore.
- ❖ NBCC (India) has awarded the contract on EPC basis to for Rs. 1949 crore (approx) with completion period of two years.
- ❖ Tata Steel has terminated an agreement to acquire Odisha-based iron ore pellet manufacturer Brahmani River Pellets for Rs 900 cr.
- ❖ Indraprastha Gas launched pre-paid smart cards to provide consumers a digital option for making payments.
- ❖ Hero Moto sells 2 million bikes and scooters in July to September quarter
- ❖ HCL Infosystem to consider rights issue on October 14.
- ❖ Precision Camshafts acquired Nashik based MEMCO engineering for an undisclosed sum.
- ❖ BSE's India INX To Commence Trading In WTI & Brent Futures From October 2017
- ❖ JSW Group, which is setting up a Rs 4,000 crore electric vehicle (EV) plant in Gujarat, is likely to partner with Chinese multinational automotive giant Zhejiang Geely Holding Group Co Ltd for the project.
- ❖ L&T Hydrocarbon Engineering has secured a Rs 1,150-crore contract from ONGC pertaining to a Daman Development project.
- ❖ LT Foods inaugurates Ready To heat facility in Houston to manufacture organic ready to heat rice products.



Bulk Deal - NSE

Date	Security Name	Client Name	Buy/Sell	Traded Qty.	Price
11-Oct-17	Bajaj Corp Limited	BUENA VISTA FUND MGT LLC A/C BUENA VISTA ASIAN OPPOR MASTER FUND LTD	SELL	1562368	400.0
11-Oct-17	South Indian Bank Ltd.	HSBC GLOBAL INVESTMENT FUNDS ASIA EX JAPAN EQUITY SMALLER COMPANIES	SELL	11982424	30.5
11-Oct-17	GM Breweries Ltd.	SILVER STREAM EQUITIES PRIVATE LIMITED	BUY	114951	671.4
11-Oct-17	Arcotech Limited	SAURIN RAJESH SHAH HUF	SELL	546771	112.2
11-Oct-17	Goa Carbon Ltd	N.K. SECURITIES	SELL	92024	632.8

Bulk Deal - BSE

Date	Security Name	Client Name	Buy/Sell	Traded Qty.	Price
11-Oct-17	SDBL	RAMLAL SALUJA	S	300,000	155.2
11-Oct-17	63MOONS	WAY2WEALTH ENTERPRISES PRIVATE LIMITED	S	234,349	113.6
11-Oct-17	ALORA	AKASHKUMAR DIPAKBHAI KACHHIYA	S	931,935	10.9
11-Oct-17	ARCHITORG	RAKESH RAMESHCHANDRA PATEL	S	200,000	50.0
11-Oct-17	ALORA	AKASHKUMAR DIPAKBHAI KACHHIYA	B	724,233	10.9

Corporate Actions

Scrip Code	Scrip Name	Ex-Date	Purpose	Record Date
511196	CANFINHOME	12-Oct-17	Stock Split From Rs.10/- to Rs.2/-	13-Oct-17
530201	KALLAM	12-Oct-17	Bonus issue 1:4	13-Oct-17
590003	KARURVYSYA	12-Oct-17	Right Issue of Equity Shares	13-Oct-17
538987	TALBROSENG	12-Oct-17	Bonus issue 1:1	14-Oct-17
535893	IPRU2117	13-Oct-17	Redemption of Mutual Fund	-
535943	IPRU2120	13-Oct-17	Redemption of Mutual Fund	-
536234	IPRU2142	13-Oct-17	Redemption of Mutual Fund	-
536236	IPRU2143	13-Oct-17	Redemption of Mutual Fund	-
536444	IPRU2162	13-Oct-17	Redemption of Mutual Fund	-
535895	IPRU8317	13-Oct-17	Redemption of Mutual Fund	-
535945	IPRU8320	13-Oct-17	Redemption of Mutual Fund	-
536235	IPRU8342	13-Oct-17	Redemption of Mutual Fund	-
536446	IPRU8362	13-Oct-17	Redemption of Mutual Fund	-
538654	TDAF2AA	13-Oct-17	Dividend On Mutual Fund	16-Oct-17
538654	TDAF2AA	13-Oct-17	Redemption of Mutual Fund	16-Oct-17
538656	TDAF2AB	13-Oct-17	Redemption of Mutual Fund	16-Oct-17
538655	TDAF2AC	13-Oct-17	Dividend On Mutual Fund	16-Oct-17
538655	TDAF2AC	13-Oct-17	Redemption of Mutual Fund	16-Oct-17
538657	TDAF2AD	13-Oct-17	Redemption of Mutual Fund	16-Oct-17
540361	DWEKAM	16-Oct-17	Consolidation of Shares	17-Oct-17
504036	HIRECT	17-Oct-17	Right Issue of Equity Shares	18-Oct-17
532636	IIFL	17-Oct-17	Spin Off	18-Oct-17

Global Economic Calendar

Date	Curr.	Event	Actual	Forecast	Previous
09-Oct-17	CNY	Caixin Services PMI (Sep)			52.7
09-Oct-17	EUR	Sentix Investor Confidence (Oct)		28.5	28.2
09-Oct-17	USD	CB Employment Trends Index (Sep)			134.62
10-Oct-17	GBP	BRC Retail Sales Monitor (YoY) (Sep)			1.30%
10-Oct-17	JPY	Current Account n.s.a. (Aug)		2.262T	2.320T
10-Oct-17	GBP	Construction Output (MoM) (Aug)		0.10%	-0.90%
10-Oct-17	GBP	Industrial Production (YoY) (Aug)		0.80%	0.40%
10-Oct-17	GBP	Manufacturing Production (YoY) (Aug)		1.90%	1.90%
10-Oct-17	GBP	Trade Balance (Aug)		-11.20B	-11.58B
10-Oct-17	USD	NFIB Small Business Optimism (Sep)			105.3
11-Oct-17	JPY	Core Machinery Orders (YoY) (Aug)		0.80%	-7.50%
11-Oct-17	USD	MBA 30-Year Mortgage Rate			4.12%
11-Oct-17	USD	JOLTs Job Openings (Aug)		6.138M	6.170M
12-Oct-17	GBP	RICS House Price Balance (Sep)		5%	6%
12-Oct-17	JPY	PPI (YoY) (Sep)		3.00%	2.90%
12-Oct-17	EUR	Industrial Production (YoY) (Aug)		2.50%	3.20%
12-Oct-17	USD	Continuing Jobless Claims		1,940K	1,938K
12-Oct-17	USD	Initial Jobless Claims		255K	260K
12-Oct-17	USD	PPI (MoM) (Sep)		0.40%	0.20%
12-Oct-17	USD	Federal Budget Balance (Sep)		-3.0B	-108.0B
13-Oct-17	CNY	Trade Balance (USD) (Sep)		39.50B	41.99B
13-Oct-17	USD	Core Retail Sales (MoM) (Sep)		0.30%	0.20%
13-Oct-17	USD	CPI (MoM) (Sep)		0.60%	0.40%
13-Oct-17	USD	Real Earnings (MoM) (Sep)		-0.30%	-0.60%
13-Oct-17	USD	Retail Sales (MoM) (Sep)		1.60%	-0.20%
13-Oct-17	USD	Business Inventories (MoM) (Aug)		0.70%	0.20%
13-Oct-17	USD	Michigan Consumer Expectations (Oct)		84.7	84.4

Indian Economic Calendar

Date	Curr.	Event	Actual	Forecast	Previous
12-Oct-17	INR	Industrial Production (YoY) (Aug)		2.20%	1.20%
12-Oct-17	INR	CPI (YoY) (Sep)		3.80%	3.36%

Research Team

Name	Designation	Email ID	Contact No.
Paras Bothra	President Equity Research	paras@ashikagroup.com	+91 22 6611 1704
Krishna Kumar Agarwal	Equity Research Analyst	krishna.a@ashikagroup.com	+91 33 4036 0646
Partha Mazumder	Equity Research Analyst	partha.m@ashikagroup.com	+91 33 4036 0647
Arijit Malakar	Equity Research Analyst	amalakar@ashikagroup.com	+91 33 4036 0644
Kapil Jagasia	Equity Research Analyst	kapil.j@ashikagroup.com	+91 22 6611 1715
Tirthankar Das	Technical & Derivative Analyst	tirthankar.d@ashikagroup.com	+91 33 4036 0645

Ashika Stock Broking Limited ("ASBL") or Research Entity has started its journey in the year 1994 and is engaged in the business of broking services, depository services, distributor of financial products (Mutual fund, IPO & Bonds). This research report has been prepared and distributed by ASBL in the sole capacity of a Research Analyst (Reg No. INH000000206) of SEBI (Research Analyst) Regulations 2014. ASBL is a wholly owned subsidiary of Ashika Global Securities (P) Ltd., a RBI registered non-deposit taking NBFC Company. Ashika group (details is enumerated on our website www.ashikagroup.com) is an integrated financial service provider inter alia engaged in the business of Investment Banking, Corporate Lending, Commodity Broking, Debt Syndication & Other Advisory Services.

There were no significant and material disciplinary actions against ASBL taken by any regulatory authority during last three years.

Disclosure

ASBL or its associates, its Research Analysts (including their relatives) may have financial interest in the subject company(ies). However, the said financial interest is not limited to having an open stock market position in /acting as advisor to /having a loan transaction with the subject company(ies) apart from registration as clients.

- 1) ASBL or its Research Analysts (including their relatives) do not have any actual / beneficial ownership of 1% or more of securities of the subject company(ies) at the end of the month immediately preceding the date of publication of this report or date of the public appearance. However ASBL's associates may have actual / beneficial ownership of 1% or more of securities of the subject company(ies).
- 2) ASBL or their Research Analysts (including their relatives) do not have any other material conflict of interest at the time of publication of this research report or date of the public appearance. However ASBL's associates might have an actual / potential conflict of interest (other than ownership).
- 3) ASBL or its associates may have received compensation for investment banking, merchant banking, and brokerage services and for other products and services from the subject companies during the preceding 12 months. However, ASBL or its associates or its Research analysts (forming part of Research Desk) have not received any compensation or other benefits from the subject companies or third parties in connection with the research report. Moreover, Research Analysts have not received any compensation from the companies mentioned herein in the past twelve months.
- 4) ASBL or their Research Analysts have not managed or co-managed public offering of securities for the subject company(ies) in the past twelve months. However ASBL's associates may have managed or co-managed public offering of securities for the subject company(ies) in the past twelve months.
- 5) Research Analysts have not served as an officer, director or employee of the companies mentioned in the report.
- 6) Neither ASBL nor its Research Analysts have been engaged in market making activity for the companies mentioned in the report.

Disclaimer

The research recommendation and information herein are solely for the personal information of the authorized recipient and does not construe to be an offer documents or any investment, legal or taxation advice or solicitation of any action based upon it. This report is not for public distribution or use by any person or entity, where such distribution, publication, availability or use would be contrary to law, regulation or subject to any registration or licensing requirement. We will not treat recipients as customer by virtue of their receiving this report. The report is based upon the information obtained from public sources that we consider reliable, but we do not guarantee its accuracy or completeness. ASBL shall not be in anyways responsible for any loss or damage that may arise to any such person from any inadvertent error in the information contained in this report. The recipients of this report should rely on their own investigations.