

Equity	Latest	% Chg	NSE Sect. Indices	Latest	% Chg
Nifty	10087	0.07	NIFTY IT	10496.05	(0.09)
Sensex	32242	0.17	NIFTY BANK	24912.25	0.32
DowJones	22203	0.20	NIFTY 500	8884.95	0.20
Nasdaq	6429	(0.48)	NIFTY FMCG	25628.25	(0.02)
Hangseng	27607	(0.61)	NIFTY INFRA	3386.10	0.11
Shanghai	3361	(0.31)	NIFTY AUTO	10949.00	0.30
Nikkei	7373	0.09	NIFTY ENERGY	13364.60	(0.37)
Strait Times	3204	(0.53)	NIFTY PHARMA	9380.85	2.63
Kospi	2370	(0.34)	Advances / Declines	BSE	NSE
Taiwan	10536	(0.17)	Advances	1291	856
FTSE	7295	(1.14)	Declines	1326	815
CAC	5225	0.15	Unchanged	152	90
DAX	12540	(0.10)	Total	2769	1761

Nifty Gainers		
Company	Price(Rs)	Chg(%)
TATAMTRDVR	230.00	4.50
AXISBANK	519.45	4.04
SUNPHARMA	523.30	3.96
ADANIPTS	405.00	3.85
TATAMOTORS	403.80	3.63

Nifty Losers		
Company	Price(Rs)	Chg(%)
WIPRO	283.25	(4.28)
VEDL	319.95	(2.19)
GAIL	400.75	(1.78)
INDUSINDBK	1723.90	(1.20)
ASIANPAINT	1241.00	(1.11)

Vol. Shockers	Last Day (Lakh)	2 Wk Avg. (Lakh)	Vol. Ch. (Times)
ECLERX	1.04	0.1	9
IGARASHI	1.22	0.1	9
KIRLPNU	0.93	0.1	9
CERA	0.61	0.1	9
WELENT	45.73	5.5	8

Indian Forex	Closing	Chg	% Chg
USD/INR	64.069	0.087	0.14
GBP/INR	84.687	(0.467)	(0.55)
EUR/INR	76.140	(0.523)	(0.68)
JPY/INR	58.020	(0.090)	(0.15)

Precious Metal	Closing	Chg (Rs.)
Gold (Rs/10gm)	29926	(178)
Silver (Rs/1kg)	40450	(320)

Commodities	Price	% Chg.
Crude (US\$/BBL)	49.6	0.85
Brent (US\$/BBL)	55.1	0.11
Gold (US/oz)	1335.2	0.75
Silver (US\$/oz)	17.9	0.45
Copper (US\$/MT)	6418.5	(1.66)
Alum (US\$/MT)	2065.0	(0.86)
Zinc(US\$/MT)	2994.0	(1.84)

ADR	Cl. Values	% Chg.
ICICI Bank	9.10	0.20
HDFC Bank	98.30	0.30
Infosys	14.60	(0.20)
Tata Steel Ltd	20.80	0.20
Dr. Deddy's Labs	33.90	0.90
Wipro	6.00	(0.20)
Tata Motors	29.70	2.90

Market Sensor

US Market closed mostly lower on Thursday after strong inflation data raised the possibility of tighter monetary policy from the Federal Reserve. Dow Jones Industrial Average was up 0.20% or 45.30 points at 22203.48. Nasdaq Composite was down 0.48% or 31.10 points at 6429.09. Standard & Poor's 500 was down 0.11% or 2.75 points at 2495.62.

Indian Equity market traded range bound and ended flat, taking a breather after the recent recovery s investors turned wary because of a spike in inflation and subdued Chinese economic data. In the morning news North Korea Launches Another Missile, Escalating Crisis, a direct challenge to the United States and China just days after a new sanctions resolution adopted by the United Nations Security Council. Nifty ended the previous day with a gain of 0.07% or 7.30 points at 10086.60. On Thursday's trading session, FII's sold net Rs.1334.23 Cr in cash market and bought Rs.731.74 Cr in derivative segment. Whereas, DII bought net Rs.793.31 Cr in cash segment.

Global News

❖ North Korea has fired a ballistic missile across Japan, its second such provocative move in weeks. South Korea's military said the missile reached an estimated altitude of about 770km (478 miles) and travelled 3,700km before landing in the sea off Hokkaido. (BBC)

❖ German Finance Minister Wolfgang Schaeuble said in a newspaper interview that the European Central Bank needed to be very cautious when ending its ultra-loose monetary policy to prevent a nervous reaction from financial markets. (Reuters)

❖ A pick-up in China's inflation during August was due mainly to short-term pressures and the headline consumer price index and producer price index levels will remain within a reasonable range, the country's state planner said on Friday. (Reuters)

❖ Japan is in the middle of a solid economic recovery, with business confidence at a decade-high. But inflation remains stubbornly low. (Reuters)

❖ China posted a rare flurry of disappointing data on Thursday -- including its slowest growth in investment in nearly 18 years -- suggesting the world's second-largest economy is finally starting to lose some momentum as borrowing costs rise. (Reuters)

Economic News

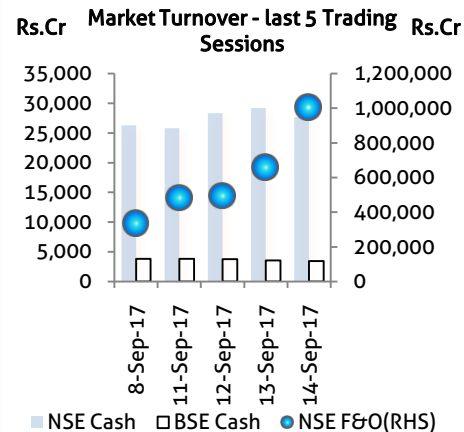
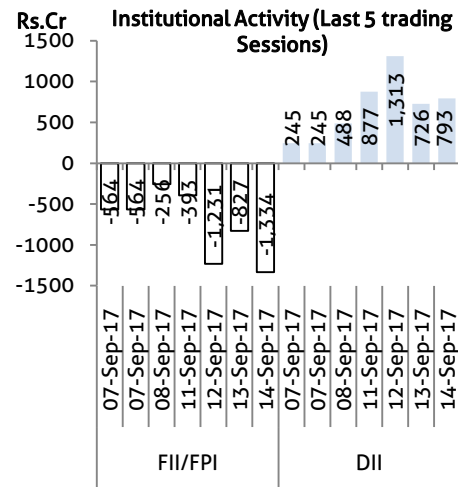
- ❖ A massive jump in food prices pushed up India's wholesale price-indexed (WPI) inflation in August at 3.24 per cent to nearly double that of July at 1.88 per cent, while it was at 1.09 per cent during August 2016.
- ❖ Spot power price down to Rs 5.05 per unit as govt take urgent steps. The spot power price touched the peak of Rs 9.38 per unit during a trading session on Wednesday.
- ❖ The world's top cotton buyers, all in Asia, are flocking to India to secure supplies after fierce storms in the United States, the biggest exporter of the fibre, affected the size and quality of the crop, dealers said.
- ❖ Cracking its whip on hotels and restaurants still levying a service charge, the Consumer Affairs Ministry has asked the Central Board of Direct Taxes (CBDT) to consider service charge as income while assessing the tax returns.
- ❖ Country's GDP is likely to remain below 6 per cent in the second quarter of 2017-18 owing to muted agriculture growth and sluggish performance of manufacturing and mining sector, says a State Bank of India (SBI) research report.
- ❖ The income tax department and the ministry of corporate affairs (MCA) have signed a pact to regularly share data, including PAN and audit reports of firms, to crack down on shell companies, the government said on Thursday.
- ❖ The Internet of Things (IoT), which enables everyday objects to be interconnected through the Internet, will help in the creation of 10-15 million jobs in India within the next few years, a senior bureaucrat said on Thursday.
- ❖ Prime Minister Narendra Modi on Thursday said the ambitious Rs 1.08 lakh crore (\$17 billion) bullet train project for which he and Japanese Prime Minister Shinzo Abe laid the foundation stone here would bring pace to development in the country.
- ❖ Bank unions claimed the bankruptcy process initiated by various lenders for NPA resolution will not help in bringing the money back.
- ❖ Asserting that the India-Japan civil nuclear pact reflected a new level of strategic partnership, Prime Minister Narendra Modi and his Japanese counterpart Shinzo Abe said they looked forward to setting up a working group to boost cooperation in this area.

Domestic News

- ❖ Tata Group chairman N Chandrasekaran is evaluating the option of winding down the mobile services business, Tata Teleservices (Tata Tele), after attempts to sell the beleaguered unit failed.
- ❖ Japan's Asahi Glass, which owns a little over 22 per cent of Asahi India Glass, is in advanced discussions to buy out partner Sanjay Labbroo's 22.21 per cent in the venture as part of a plan to take control of the JV.
- ❖ The government's push to electric vehicles received a boost with Maruti's Japanese parent Suzuki Motor deciding to make electric cars at its factory in Gujarat for India and the world. It will also be the first commercially-available electric car for Suzuki.
- ❖ The Securities and Exchange Board of India (SEBI) has raised observations regarding the HDFC Standard Life Insurance's IPO based on the Draft Red Herring Prospectus filed, a media report quoted sources as saying.

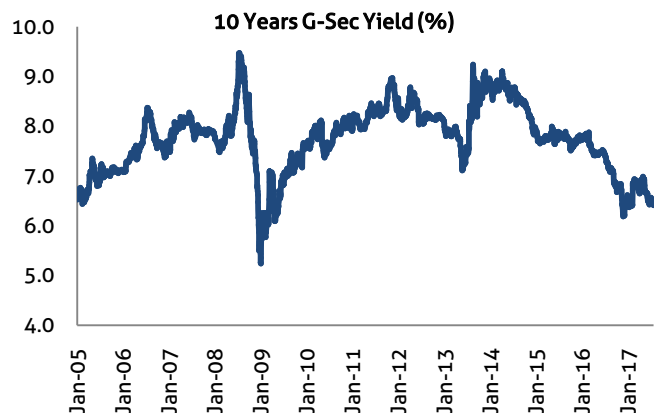
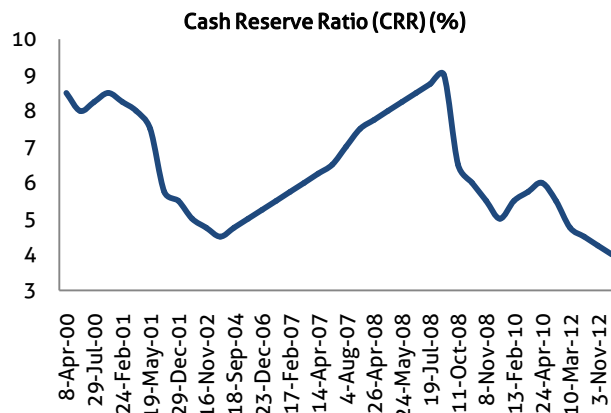
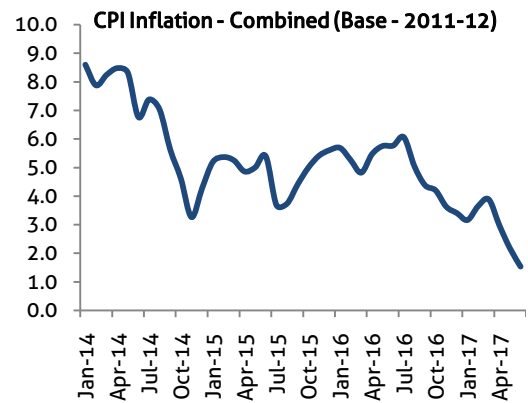
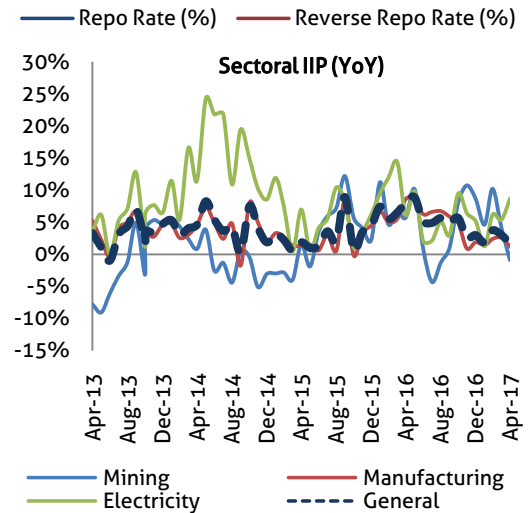
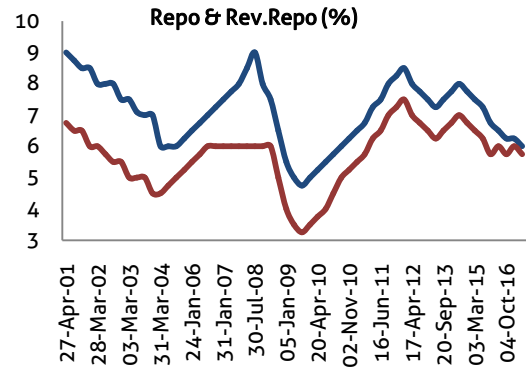
Global Forex	Closing	Chg	% Chg
EUR-USD	1.1256	0.0002	0.02
GBP-USD	1.3392	(0.0005)	(0.04)
USD-JPY	110.14	(0.1400)	(0.13)

Bond Markets	Closing	Chg
10-yr bond	6.84	-2.10 bps
Interbank call	5.83	-1.61 bps



Domestic News (Cont...)

- ❖ Two Goldman Sachs subsidiaries - Xenok Ltd. and GS Mace Holdings Ltd. - will sell 4.42 percent or 1.18 crore shares stake at a floor price of Rs 595 per share of Max Financial Services Ltd. in a secondary market offering on Friday, according to the terms of the deal obtained by BloombergQuint.
- ❖ IDBI Bank has sold 12.5 lakh equity shares constituting 2.5 per cent of the paid up capital of in Clearing Corporation of India (CCIL) on September 13 for an undisclosed amount.
- ❖ Ujaas Energy bags EPC order from Oil India for 500 kilowatt solar project.
- ❖ Bajaj Finance Ltd has allotted over 2.6 crore shares to qualified institutional buyers (QIBs), fetching over Rs5,044 crore.
- ❖ German Dry Docks Group has approached the lenders of troubled Bharati Defence and Infrastructure (formerly Bharti Shipyard) for a possible acquisition, pegging its enterprise value at around \$370 million.
- ❖ Tata Chemicals is in advanced talks with Indorama Holdings BV to sell its Haldia fertiliser unit in West Bengal for Rs400-500 crore.
- ❖ The government has put on hold auctions for 1gigawatt of wind power projects, which were to be conducted by the Solar Energy Corp. of India on 19 September.
- ❖ Bharat Heavy Electricals Ltd (Bhel) is eyeing a major role in the Ahmedabad-Mumbai high-speed rail project, popularly called bullet train, ranging from manufacturing coaches and civil construction work to laying down rail links.
- ❖ Union Tourism Minister Alphons Kannanthanam on Thursday said 14 out of 16 loss-making hotels owned by state-run ITDC will be sold off to private parties as running money-making hotel business is not a government job.
- ❖ AutoLite Industries starts trail production of electric vehicles, has production capacity of 500 electric vehicles per month.
- ❖ Tata Steel Ltd said a final decision on merging its European business with German major Thyssenkrupp is yet to be taken as the "strategic discussions" are still continuing.
- ❖ Godrej Properties has entered into a joint venture with Nirmal Ventures to develop a residential project in suburban Thane, near Mumbai.



Bulk Deal - NSE

Date	Security Name	Client Name	Buy/Sell	Traded Qty.	Price
14-Sep-17	Teamlease Services Ltd.	MANULIFE ASSET MANAGEMENT (HK) LTD	BUY	124617	1615.0
14-Sep-17	R.P.P. Infra Projects Ltd	ARCADIA SHARE & STOCK BROKERS PRIVATE LIMITED	BUY	140000	283.7
14-Sep-17	Gammon Infrastructure Pro	GAMMON POWER LIMITED	SELL	10000000	3.2
14-Sep-17	Salasar Techno Engg. Ltd.	PARTH INFIN BROKERS PVT LTD	SELL	114961	271.5
14-Sep-17	Gammon Infrastructure Pro	DAVE AARTI C.	SELL	9200045	3.1

Bulk Deal - BSE

Date	Security Name	Client Name	Buy/Sell	Traded Qty.	Price
14-Sep-17	WELENT	INSIGHT SOLUTIONS LIMITED - DR	S	2,500,000	136.2
14-Sep-17	SINGER	SINGER (INDIA) B.V.	S	173,722	266.1
14-Sep-17	AAIL	Varun Tradecom Private Limited	B	525,000	34.4
14-Sep-17	SACHEMT	EPOCH MERCANTILES PVT LTD	B	105,075	48.2
14-Sep-17	HINDTIN	RELIGARE FINVEST LIMITED	S	62,776	80.6

Corporate Actions

Scrip Code	Scrip Name	Ex-Date	Purpose	Record Date
538608	DWITIYA	15-Sep-17	Dividend - Rs. - 0.0200	-
526519	ALPINEHOU	15-Sep-17	Dividend - Rs. - 0.5000	-
521097	AMARJOTHI	15-Sep-17	Dividend - Rs. - 2.0000	-
538653	AMMLTD	15-Sep-17	Dividend - Rs. - 0.1000	-
506260	ANUHPHR	15-Sep-17	Final Dividend - Rs. - 2.5000	-
523537	APMIN	15-Sep-17	Dividend - Rs. - 0.5000	-
532380	BABA	15-Sep-17	Buy Back of Shares	18-Sep-17
532674	BASML	15-Sep-17	Dividend - Rs. - 1.8000	-
531489	CGVAK	15-Sep-17	Dividend - Rs. - 0.5000	-
505232	DENISON	15-Sep-17	Final Dividend - Rs. - 10.0000	-
532488	DIVISLAB	15-Sep-17	Dividend - Rs. - 10.0000	-
526315	DIVSHKT	15-Sep-17	Final Dividend - Rs. - 1.5000	-
514167	GANECOS	15-Sep-17	Dividend - Rs. - 1.2000	-
500212	IFSL	15-Sep-17	Dividend - Rs. - 1.2000	-
500378	JINDALSAW	15-Sep-17	Dividend - Rs. - 1.0000	-
506522	JLMORI	15-Sep-17	Dividend - Rs. - 1.0000	-
500234	KAKATCEM	15-Sep-17	Dividend - Rs. - 3.0000	-
532067	KILPEST	15-Sep-17	Dividend - Rs. - 0.3000	-
522101	KLBRENG-B	15-Sep-17	Dividend - Rs. - 2.0000	18-Sep-17
530011	MANGCHEFER	15-Sep-17	Dividend - Rs. - 0.5000	-
538964	MERCURYLAB	15-Sep-17	Dividend - Rs. - 1.5000	-
505355	NESCO	15-Sep-17	Stock Split From Rs.10/- to Rs.2/-	18-Sep-17

Global Economic Calendar

Date	Curr.	Event	Actual	Forecast	Previous
11-Sep-17	JPY	Core Machinery Orders (YoY) (Jul)		-7.30%	-5.20%
12-Sep-17	GBP	CPI (YoY) (Aug)		2.80%	2.60%
12-Sep-17	GBP	PPI Input (YoY) (Aug)		7.60%	6.50%
12-Sep-17	GBP	PPI Output (YoY) (Aug)		3.10%	3.20%
12-Sep-17	GBP	RPI (YoY) (Aug)		3.80%	3.60%
12-Sep-17	USD	NFIB Small Business Optimism (Aug)			105.2
13-Sep-17	JPY	PPI (YoY) (Aug)		3.00%	2.60%
13-Sep-17	GBP	Claimant Count Change (Aug)		1.1K	-4.2K
13-Sep-17	GBP	Unemployment Rate (Jul)		4.40%	4.40%
13-Sep-17	EUR	Industrial Production (YoY) (Jul)		3.50%	2.60%
13-Sep-17	USD	MBA 30-Year Mortgage Rate			4.06%
13-Sep-17	USD	PPI (MoM) (Aug)		0.30%	-0.10%
14-Sep-17	CNY	Industrial Production (YoY) (Aug)		6.60%	6.40%
14-Sep-17	CNY	Retail Sales (YoY) (Aug)		10.50%	10.40%
14-Sep-17	JPY	Industrial Production (MoM) (Jul)			-0.80%
14-Sep-17	GBP	Retail Sales (YoY) (Aug)			1.30%
14-Sep-17	GBP	BoE QE Total (Sep)		435B	435B
14-Sep-17	GBP	BoE Interest Rate Decision (Sep)		0.25%	0.25%
14-Sep-17	USD	CPI (MoM) (Aug)		0.30%	0.10%
15-Sep-17	EUR	Trade Balance (Jul)			26.6B
15-Sep-17	USD	NY Empire State Manufacturing Index (Sep)		20.5	25.2
15-Sep-17	USD	Retail Sales (MoM) (Aug)		0.40%	0.60%
15-Sep-17	USD	Industrial Production (MoM) (Aug)		0.40%	0.20%
15-Sep-17	USD	Business Inventories (MoM) (Jul)		0.30%	0.50%
15-Sep-17	USD	Michigan Consumer Sentiment (Sep)			96.8

Indian Economic Calendar

Date	Curr.	Event	Actual	Forecast	Previous
12-Sep-17	INR	Industrial Production (YoY) (Jul)			-0.10%
12-Sep-17	INR	CPI (YoY) (Aug)			2.36%
14-Sep-17	INR	WPI Inflation (YoY) (Aug)			1.88%

Research Team

Name	Designation	Email ID	Contact No.
Paras Bothra	President Equity Research	paras@ashikagroup.com	+91 22 6611 1704
Sanjeev Jain	AVP Equity Research	sanjeev.j@ashikagroup.com	+91 33 4036 0650
Krishna Kumar Agarwal	Equity Research Analyst	krishna.a@ashikagroup.com	+91 33 4036 0646
Partha Mazumder	Equity Research Analyst	partha.m@ashikagroup.com	+91 33 4036 0647
Arijit Malakar	Equity Research Analyst	amalakar@ashikagroup.com	+91 33 4036 0644
Kapil Jagasia	Equity Research Analyst	kapil.j@ashikagroup.com	+91 22 6611 1715
Tirthankar Das	Technical & Derivative Analyst	tirthankar.d@ashikagroup.com	+91 33 4036 0645

Ashika Stock Broking Limited ("ASBL") or Research Entity has started its journey in the year 1994 and is engaged in the business of broking services, depository services, distributor of financial products (Mutual fund, IPO & Bonds). This research report has been prepared and distributed by ASBL in the sole capacity of a Research Analyst (Reg No. INH00000206) of SEBI (Research Analyst) Regulations 2014. ASBL is a wholly owned subsidiary of Ashika Global Securities (P) Ltd., a RBI registered non-deposit taking NBFC Company. Ashika group (details is enumerated on our website www.ashikagroup.com) is an integrated financial service provider inter alia engaged in the business of Investment Banking, Corporate Lending, Commodity Broking, Debt Syndication & Other Advisory Services.

There were no significant and material disciplinary actions against ASBL taken by any regulatory authority during last three years.

Disclosure

ASBL or its associates, its Research Analysts (including their relatives) may have financial interest in the subject company(ies). However, the said financial interest is not limited to having an open stock market position in /acting as advisor to /having a loan transaction with the subject company(ies) apart from registration as clients.

- 1) ASBL or its Research Analysts (including their relatives) do not have any actual / beneficial ownership of 1% or more of securities of the subject company(ies) at the end of the month immediately preceding the date of publication of this report or date of the public appearance. However ASBL's associates may have actual / beneficial ownership of 1% or more of securities of the subject company(ies).
- 2) ASBL or their Research Analysts (including their relatives) do not have any other material conflict of interest at the time of publication of this research report or date of the public appearance. However ASBL's associates might have an actual / potential conflict of interest (other than ownership).
- 3) ASBL or its associates may have received compensation for investment banking, merchant banking, and brokerage services and for other products and services from the subject companies during the preceding 12 months. However, ASBL or its associates or its Research analysts (forming part of Research Desk) have not received any compensation or other benefits from the subject companies or third parties in connection with the research report. Moreover, Research Analysts have not received any compensation from the companies mentioned herein in the past twelve months.
- 4) ASBL or their Research Analysts have not managed or co-managed public offering of securities for the subject company(ies) in the past twelve months. However ASBL's associates may have managed or co-managed public offering of securities for the subject company(ies) in the past twelve months.
- 5) Research Analysts have not served as an officer, director or employee of the companies mentioned in the report.
- 6) Neither ASBL nor its Research Analysts have been engaged in market making activity for the companies mentioned in the report.

Disclaimer

The research recommendation and information herein are solely for the personal information of the authorized recipient and does not construe to be an offer documents or any investment, legal or taxation advice or solicitation of any action based upon it. This report is not for public distribution or use by any person or entity, where such distribution, publication, availability or use would be contrary to law, regulation or subject to any registration or licensing requirement. We will not treat recipients as customer by virtue of their receiving this report. The report is based upon the information obtained from public sources that we consider reliable, but we do not guarantee its accuracy or completeness. ASBL shall not be in anyways responsible for any loss or damage that may arise to any such person from any inadvertent error in the information contained in this report. The recipients of this report should rely on their own investigations.