

Equity	Latest	% Chg	NSE Sect. Indices	Latest	% Chg
Nifty	8400	-0.08	NIFTY IT	10263.50	(1.30)
Sensex	27238	-0.03	NIFTY BANK	18912.10	0.20
DowJones	19886	-0.03	NIFTY 500	7228.30	(0.05)
Nasdaq	5574	0.48	NIFTY FMCG	21232.95	1.17
Hangseng	22767	-0.74	NIFTY INFRA	2869.95	(0.69)
Shanghai	3080	-1.04	NIFTY AUTO	9600.70	(0.79)
Nikkei	19075	-1.10	NIFTY ENERGY	10656.60	0.12
Strait Times	3015	-0.32	NIFTY PHARMA	10445.10	0.42
Kospi	2069	-0.40	Advances / Declines	BSE	NSE
Taiwan	9291	-0.94	Advances	1221	690
FTSE	7338	0.62	Declines	1506	910
CAC	4922	1.20	Unchanged	185	89
DAX	11629	0.94	Total	2912	1689

Nifty Gainers		
Company	Price(Rs)	Chg(%)
AXISBANK	472.00	3.69
ITC	250.10	2.23
HDFC	1246.00	2.04
GAIL	450.95	2.01
TECHM	488.20	1.45

Nifty Losers		
Company	Price(Rs)	Chg(%)
IDEA	68.85	(4.57)
TCS	2250.00	(4.02)
HINDALCO	172.10	(2.77)
INFY	972.60	(2.74)
NTPC	170.95	(1.58)

Vol. Shockers	Last Day (Lakh)	2 Wk Avg. (Lakh)	Vol. Ch. (Times)
MCX	18.94	2.2	8
BAJAJELEC	4.75	0.6	8
INDAG	2.99	0.4	7
TRENT	2.81	0.4	7
CEC	3.19	0.5	6

Indian Forex	Closing	Chg	% Chg
USD/INR	68.231	0.145	0.21
GBP/INR	82.976	(0.218)	(0.26)
EUR/INR	72.475	0.243	0.34
JPY/INR	59.400	(0.050)	(0.08)

Precious Metal	Closing	Chg (Rs.)
Gold (Rs/10gm)	28927	23
Silver (Rs/1kg)	40971	(279)

Commodities	Price	% Chg.
Crude (US\$/BBL)	52.5	(1.05)
Brent (US\$/BBL)	55.7	(0.77)
Gold (US/oz)	1204.0	1.07
Silver (US\$/oz)	16.9	1.08
Copper (US\$/MT)	5797.0	0.77
Alum (US\$/MT)	1790.5	0.14
Zinc(US\$/MT)	2720.0	(0.18)

ADR	Cl. Values	% Chg.
ICICI Bank	7.86	(1.13)
HDFC Bank	64.12	0.00
Infosys	14.50	(4.92)
Vedanta Ltd	12.72	0.95
Dr. Deddy's Labs	43.60	0.41
Wipro	9.76	(0.51)
Tata Motors	38.04	0.26

Market Sensor

US market closed mostly higher on Friday, boosted by strong quarterly earnings from U.S. banks, while investors also digested several pieces of economic data. Dow Jones Industrial Average was down 0.03% or 5.27 points at 19885.73 Nasdaq Composite was up 0.48% or 26.63 points at 5574.12 Standard & Poor's 500 was up 0.18% or 4.20 points at 2274.64.

Indian Equity market ended on a flat note in a volatile session today, tracking mixed domestic cues. After an initial uptick, negative reaction on results of the IT majors, Infosys and TCS, pushed the index lower; however, losses remained capped, thanks to upbeat IIP figure and further softening of CPI inflation. market this week will be guided by quarterly earnings from blue-chip firms and investor expectations from the forthcoming Union Budget. Nifty ended the previous day with a decline of 0.08% or 6.85 points at 8400.35. On Friday's trading session, FII sold net Rs.117.59 Cr in cash market and sold Rs.247.23 Cr in derivative segment. Whereas, DII sold net Rs.473.5 Cr in cash segment.

Global News

❖ U.S. retail sales rose in December amid strong demand for automobiles and furniture, providing further evidence that the economy ended the fourth quarter with momentum and is poised for stronger growth this year. (Reuters)

❖ China's steel exports fell in 2016 from a record in the previous year, dragged down by improved demand at home and Beijing's resolve to tackle overcapacity, in a relief for steelmakers elsewhere that have been hit by cheap Chinese shipments. (Reuters)

❖ European Central Bank officials are unlikely to make any change in policy on Thursday, while data from the United States will help the Federal Reserve decide whether to immediately follow December's rate increase with another. (Reuters)

❖ China's massive export engine sputtered for the second year in a row in 2016, with shipments falling in the face of persistently weak global demand and officials voicing fears of a trade war with the United States that is clouding the outlook for 2017. (Reuters)

❖ The ranks of the world's jobless are expected to grow this year due to slow growth, political and economic uncertainty and a lack of investment, the International Labour Organization (ILO) said on Thursday. (Reuters)

Economic News

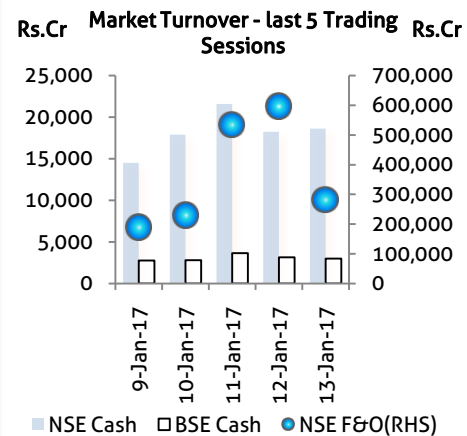
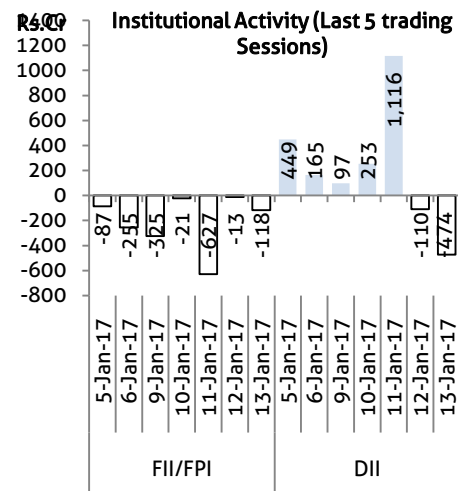
- ❖ India's trade deficit narrowed to \$10.37 billion in December from provisional \$13 billion a month ago, government data showed on Friday.
- ❖ India's trade deficit with China mounted to a whopping \$46.56 billion last year as Indian exports continued to decline while the bilateral trade marginally slowed down by 2.1 per cent to nearly \$71 billion.
- ❖ Coal imports fell by 25 per cent to 14.31 million tonnes in December, due to higher availability of domestic fuel.
- ❖ Amid a projected shortfall of more than 0.17 million bales (one bale is 180 kg) of B-Twill jute bags during the Rabi marketing season (RMS) for 2016-17, the Union textiles ministry has allowed a dilution of 10 per cent in the mandatory jute packaging order for food grains.
- ❖ France has appreciated demonetisation in India, terming it as a "bold" decision which "shows how determined" Prime Minister Narendra Modi is to combat tax evasion, corruption and black money.
- ❖ Ruling that the debate on corruption against the backdrop of demonetisation is a throwback to "bad old days" of rich versus poor discourse under Indira Gandhi, CII President Naushad Forbes said wealth and dishonesty should be delinked and we should be respectful of "honest riches".
- ❖ India's oil consumption is expected to be 7-8 per cent this year, outpacing China's demand growth for the third consecutive year, as impact of demonetisation is likely to be short-lived, according to Platts.
- ❖ To check misuse of NPS, regulator PFRDA has said contribution to savings account (also called Tier-II account), which is attached to pension funds, can only be made by the subscriber and not by any third party.
- ❖ Finance Minister Arun Jaitley will on Monday look to break the deadlock over the distribution of powers between the Centre and states to administer goods and services tax (GST), an issue that is holding up the launch of the new national sales tax from April.

Domestic News

- ❖ State oil companies have raised the prices of petrol by 42 paise/litre and diesel by Rs 1.03/litre after the fortnightly review to align local prices with international rates.
- ❖ India has imposed anti-dumping duties on colour-coated or pre-painted flat products of alloy or non-alloy steel imported into the country, a government notification said on Friday.
- ❖ The government is considering a proposal to increase foreign direct investment limit in print media sector to 49% from 26% at present.
- ❖ Coal India's unit Bharat Coking Coal increases coking coal prices by about 20 percent. Coal India will earn additional revenue of Rs 702 crore for balance period of FY16-17 due to price revision.
- ❖ Pokarna raises capacity of unit Pokarna Engineered Stone, plans to expand quartz surfaces production capacity by 130 percent with investment of Rs 325 crore.
- ❖ Sical Logistics gets contract worth Rs 304.92 crore for excavation of northern coal fields at Madhya Pradesh.
- ❖ Jain Irrigation Systems' unit Jain International Trading B.V. to issue unsecured senior notes worth \$200 million.

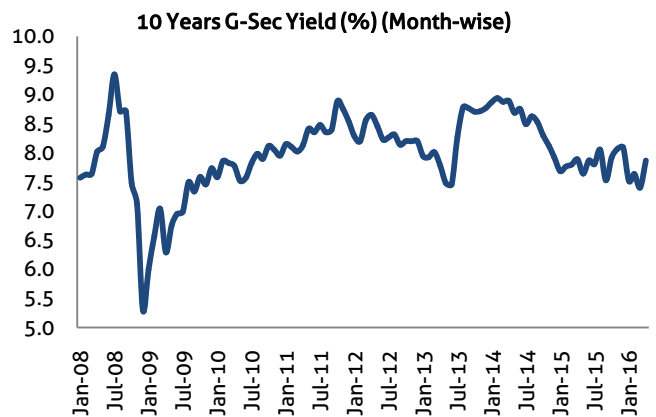
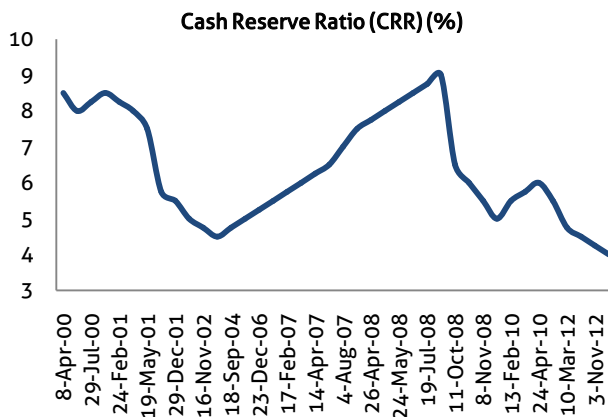
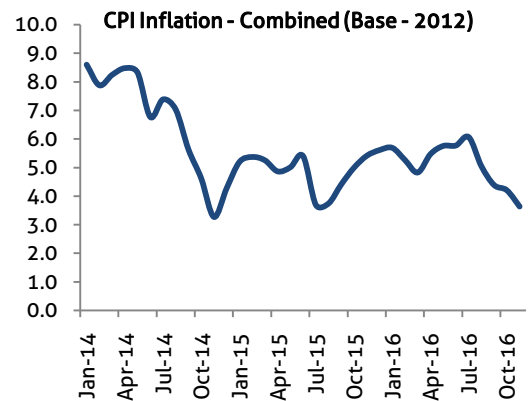
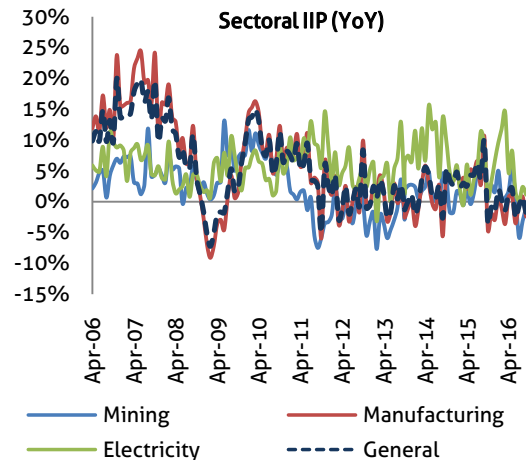
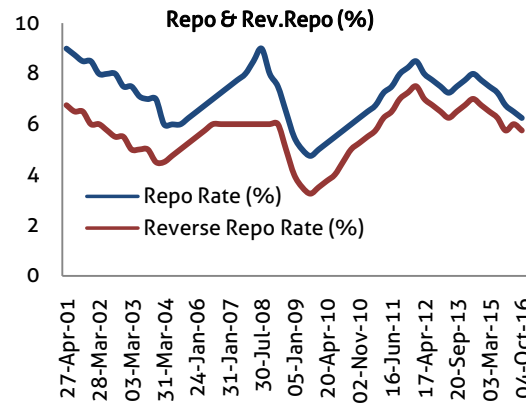
Global Forex	Closing	Chg	% Chg
EUR-USD	1.0622	(0.0022)	(0.00)
GBP-USD	1.2029	(0.0146)	(1.20)
USD-JPY	114.11	(0.4500)	(0.39)

Bond Markets	Closing	Chg
10-yr bond	6.76	4.70 bps
Interbank call	6.04	-4.67 bps



Domestic News (Cont...)

- ❖ Network 18 Media & Investments approved the scheme of amalgamating 14 of its wholly-owned subsidiaries.
- ❖ TV18 Broadcast approved the scheme of amalgamating four of its wholly-owned subsidiaries.
- ❖ Reliance Industries to raise Rs 30,000 crore for unit Reliance Jio's expansion through a rights issue of optionally convertible preference shares.
- ❖ Private equity fund TPG has offered close to Rs 3,000 crore for 26 percent stake in Fortis Healthcare. TPG has also offered Rs 1,500 crore for a stake in SRL Diagnostics and Fortis Malar.
- ❖ JSW Cement set to increase its cement manufacturing capacity from current 1.0 million tonnes/year to 3.4 million tonnes/year at its Bellary plant.
- ❖ NTPC to pay Rs 700 crore to Rajasthan government for its stake in the 1,000 megawatt Chhabra power plant.
- ❖ IDFC Ltd to acquire two road projects from GR Infraprojects for Rs 350 crore.
- ❖ Hindustan Petroleum Corp is in talks with six foreign suppliers to source liquefied natural gas for its Rs5,400 crore LNG terminal coming up at the Chhara Port in Gujarat.
- ❖ State General Reserve Fund of Oman and the State Bank of India will infuse \$150 million and \$50 million respectively in private equity fund Oman India Joint Investment Fund.
- ❖ Automobile major Maruti Suzuki India launched its premium urban compact vehicle Ignis..
- ❖ Tata Steel is in talks with stakeholders to cut its UK pension benefits and end its liability for the scheme, according to a statement from the trustees of its British Steel Pension Scheme.
- ❖ Sterlite Power announced commissioning of Purulia-Kharagpur transmission project that will supply 1,200 Mw electricity to Jharkhand and West Bengal.
- ❖ The Chhattisgarh Environment Department warned NTPC that operations of its power plant in Sipat would be stopped, if it does not use the fly ash generated there as per the rules, officials said .
- ❖ Pharma companies are likely to report sequentially flat EBITDA growth for Q3FY17, impacted by pricing pressure and higher research and development (R&D) expenditure, a report said.



Bulk Deal - NSE

Date	Security Name	Client Name	Buy/Sell	Traded Qty.	Price
13-Jan-17	Atlas Cycles (Haryana) Lt	N.K. SECURITIES	SELL	153281	608.1
13-Jan-17	The State Trading Corpn	SANGHVI ASSOCIATES	SELL	370035	220.7
13-Jan-17	R.P.P. Infra Projects Ltd	NISHA CHINTAN SHAH	SELL	236656	247.1
13-Jan-17	Electrosteel Steels Ltd	STARBRIDGE FINANCE LIMITED	SELL	12050000	4.0
13-Jan-17	Hercules Hoists Limited	PKC STOCK BROKING PRIVATE LIMITED	SELL	194743	177.2

Bulk Deal - BSE

Date	Security Name	Client Name	Buy/Sell	Traded Qty.	Price
13-Jan-17	MCX	AXIS LONG TERM EQUITY FUND	S	1,767,336	1190.0
13-Jan-17	ATLASCYCLE	ILLUMINATI TRADING PRIVATE LIMITED	S	93,554	603.3
13-Jan-17	INDAG	TIKRI INVESTMENTS	B	195,538	178.0
13-Jan-17	RPPINFRA	NISHA CHINTAN SHAH	B	118,226	249.3
13-Jan-17	YUKEN	CHETAN RASIKLAL SHAH	B	25,270	550.1

Corporate Actions

Scrip Code	Scrip Name	Ex-Date	Purpose	Record Date
537224	H371J29DD1	16-Jan-17	Dividend On Mutual Fund	17-Jan-17
537228	H371J29RD1	16-Jan-17	Dividend On Mutual Fund	17-Jan-17
537229	H371J29RQ1	16-Jan-17	Dividend On Mutual Fund	17-Jan-17
537191	H372D29DD2	16-Jan-17	Dividend On Mutual Fund	17-Jan-17
537192	H372D29DQ2	16-Jan-17	Dividend On Mutual Fund	17-Jan-17
537196	H372D29RQ2	16-Jan-17	Dividend On Mutual Fund	17-Jan-17
523638	IPRINGLTD	16-Jan-17	Right Issue of Equity Shares	17-Jan-17
532259	APARINDS	19-Jan-17	Buy Back of Shares	20-Jan-17
532271	CYBERMAT	19-Jan-17	Reduction of Capital	20-Jan-17
533033	ISGEC	19-Jan-17	Interim Dividend - Rs. - 15.0000	20-Jan-17
533098	NHPC	19-Jan-17	Interim Dividend - Rs. - 1.7000	20-Jan-17
524764	NUTRA	19-Jan-17	Bonus issue 1:10	20-Jan-17
531898	SANGUI	19-Jan-17	Consolidation of Shares	20-Jan-17
500039	BANCOINDIA	20-Jan-17	Interim Dividend - Rs. - 5.0000	23-Jan-17
519455	NARBADA	20-Jan-17	Reduction of Capital	23-Jan-17
533229	BAJAJCORP	23-Jan-17	Interim Dividend - Rs. - 11.5000	24-Jan-17
532540	TCS	23-Jan-17	Interim Dividend - Rs. - 6.5000	24-Jan-17
509567	GOACARBON	24-Jan-17		25-Jan-17
537412	IDFCEOS2DD	25-Jan-17	Redemption of Mutual Fund	27-Jan-17
537411	IDFCEOS2RD	25-Jan-17	Redemption of Mutual Fund	27-Jan-17
532819	MINDTREE	25-Jan-17		28-Jan-17
521064	TRIDENT	25-Jan-17		27-Jan-17

Global Economic Calendar

Date	Country	Indicator	Actual	Forecast
16-Jan-17	JPY	Core Machinery Orders (YoY) (Nov)	8.10%	-5.60%
16-Jan-17	JPY	PPI (YoY) (Dec)	-1.50%	-2.20%
16-Jan-17	GBP	Rightmove House Price Index (MoM)		-2.10%
17-Jan-17	JPY	Industrial Production (MoM) (Nov)		1.50%
17-Jan-17	GBP	CPI (YoY) (Dec)	1.40%	1.20%
17-Jan-17	GBP	PPI Input (YoY) (Dec)	15.00%	12.90%
17-Jan-17	GBP	PPI Output (YoY) (Dec)	3.00%	2.30%
17-Jan-17	GBP	RPI (YoY) (Dec)	2.30%	2.20%
17-Jan-17	USD	NY Empire State Manufacturing Index (Jan)	10	9
18-Jan-17	GBP	Claimant Count Change (Dec)	3.7K	2.4K
18-Jan-17	GBP	Unemployment Rate (Nov)	4.90%	4.80%
18-Jan-17	USD	MBA 30-Year Mortgage Rate		4.32%
18-Jan-17	USD	CPI (MoM) (Dec)	0.30%	0.20%
18-Jan-17	USD	Industrial Production (MoM) (Dec)	0.40%	-0.40%
18-Jan-17	USD	Manufacturing Production (MoM) (Dec)	0.20%	-0.10%
18-Jan-17	USD	NAHB Housing Market Index (Jan)	70	70
19-Jan-17	USD	Beige Book		
19-Jan-17	USD	TIC Net Long-Term Transactions (Nov)		9.4B
19-Jan-17	USD	Building Permits (Dec)	1.220M	1.212M
19-Jan-17	USD	Housing Starts (Dec)	1.195M	1.090M
19-Jan-17	USD	Philadelphia Fed Manufacturing Index (Jan)	15	19.7
20-Jan-17	CNY	GDP (YoY) (Q4)	6.70%	6.70%
20-Jan-17	CNY	Industrial Production (YoY) (Dec)	6.10%	6.20%
20-Jan-17	GBP	Retail Sales (YoY) (Dec)	7.30%	5.90%

Indian Economic Calendar

Date	Country	Indicator	Actual	Forecast
16-Jan-17	INR	WPI Inflation (YoY) (Dec)	3.50%	3.15%
20-Jan-17	INR	Bank Loan Growth		5.10%
20-Jan-17	INR	Deposit Growth		15.20%

Research Team

Name	Designation	Email ID	Contact No.
Paras Bothra	President Equity Research	paras@ashikagroup.com	+91 22 6611 1704
Krishna Kumar Agarwal	Equity Research Analyst	krishna.a@ashikagroup.com	+91 33 4036 0646
Partha Mazumder	Equity Research Analyst	partha.m@ashikagroup.com	+91 33 4036 0647
Arijit Malakar	Equity Research Analyst	amalakar@ashikagroup.com	+91 33 4036 0644
Kapil Jagasia, CFA	Equity Research Analyst	kapil.j@ashikagroup.com	+91 22 6611 1715
Tirthankar Das	Technical & Derivative Analyst	tirthankar.d@ashikagroup.com	+91 33 4036 0645

SEBI Registration No. INH00000206

Disclosure

The Research Analysts and /or Ashika Stock Broking Limited do hereby certify that all the views expressed in this research report accurately reflect their views about the subject issuer(s) or securities. Moreover, they also certify the followings:-

- The Research Analyst or Ashika Stock Broking Limited or his/its Associates or his/its relative, has any financial interest in the subject company (ies) covered in this report. **Yes**
- The Research Analyst or Ashika Stock Broking Limited or his/its Associates or his/its relative, have actual/beneficial ownership of 1% or more in the subject company, at the end of the month immediately preceding the date of the publication of the research report. **No**
- The Research Analyst or Ashika Stock Broking Limited or his/its Associates or his/its relatives has any material conflict of interest at the time of publication of the research report. **No**
- The Research Analyst or Ashika Stock Broking Limited or his/its Associates have received compensation for investment banking or merchant banking or brokerage services or for product other than for investment banking or merchant banking or brokerage services from the companies covered in this report in the past 12 months. **No**
- The Research Analyst or Ashika Stock Broking Limited or his/its Associates have managed or co managed in the previous 12 months any private or public offering of securities for the company (ies) covered in this report. **No**
- The Research Analyst or Ashika Stock Broking Limited or his/its Associates have received any compensation or other benefits from the company (ies) covered in this report or any third party in connection with the Research Report. **No**
- The Research Analyst has served as an officer, director or employee of the company (ies) covered in the research report. **No**
- The Research Analyst or Ashika Stock Broking Limited has been engaged in Market making activity of the company (ies) covered in the research report. **No**

Disclaimer

This report is for the personal information of the authorized recipient and does not construe to be any investment, legal or taxation advice to you. Ashika Stock Broking Ltd. is not soliciting any action based upon it. This report is not for public distribution and has been furnished to you solely for your information and should not be reproduced or redistributed to any other person in any form. The report is based upon information that we consider reliable, but we do not represent that it is accurate or complete, and it should not be relied upon such. Ashika Stock Broking Ltd. or any of its affiliates or employees shall not be in anyway responsible for any loss or damage that may arise to any person from any inadvertent error in the information contained in this report. Ashika Stock Broking Ltd., or any of its affiliates or employees do not provide, at any time, any express or implied warranty of any kind, regarding any matter pertaining to this report, including without limitation the implied warranties of merchantability, fitness for a particular purpose, and non-infringement. The recipients of this report should rely on their own investigations.