

Equity	Latest	% Chg	NSE Sect. Indices	Latest	% Chg
Nifty	8725	-0.77	NIFTY IT	10427.65	(0.44)
Sensex	28156	-0.65	NIFTY BANK	20163.70	(0.47)
DowJones	20612	0.52	NIFTY 500	7531.60	(0.97)
Nasdaq	5819	0.64	NIFTY FMCG	22674.40	0.35
Hangseng	24074	0.33	NIFTY INFRA	3002.00	(1.24)
Shanghai	3214	0.04	NIFTY AUTO	9523.35	(3.03)
Nikkei	7074	-0.58	NIFTY ENERGY	10648.75	(0.75)
Strait Times	3092	0.12	NIFTY PHARMA	10137.65	(1.79)
Kospi	2081	-0.14	Advances / Declines	BSE	NSE
Taiwan	9789	-0.11	Advances	664	298
FTSE	7302	0.47	Declines	2169	1361
CAC	4925	0.59	Unchanged	152	73
DAX	11794	0.19	Total	2985	1732

Nifty Gainers		
Company	Price(Rs)	Chg(%)
ZEEL	521.20	1.61
INFRATEL	323.00	1.33
ITC	274.10	1.22
TCS	2423.45	0.71
HDFCBANK	1320.10	0.69

Nifty Losers		
Company	Price(Rs)	Chg(%)
TATAMTRDVR	268.40	(9.86)
TATAMOTORS	436.70	(9.41)
SUNPHARMA	622.00	(4.20)
AUOPHARMA	635.00	(3.55)
BANKBARODA	162.95	(3.47)

Vol. Shockers	Last Day (Lakh)	2 Wk Avg. (Lakh)	Vol. Ch. (Times)
LALPATHLAB	3.75	0.4	9
GAYAPROJ	29.95	3.4	9
TECHNO	3.56	0.4	9
MOLDTKPAC	4.96	0.7	8
ALKEM	2.01	0.3	7

Indian Forex	Closing	Chg	% Chg
USD/INR	66.919	(0.025)	(0.04)
GBP/INR	83.415	(0.566)	(0.67)
EUR/INR	70.821	(0.267)	(0.38)
JPY/INR	58.560	(0.500)	(0.85)

Precious Metal	Closing	Chg (Rs.)
Gold (Rs/10gm)	29064	(10)
Silver (Rs/1kg)	42463	(60)

Commodities	Price	% Chg.
Crude (US\$/BBL)	53.1	0.36
Brent (US\$/BBL)	55.8	0.16
Gold (US/oz)	1237.4	0.79
Silver (US\$/oz)	18.0	0.56
Copper (US\$/MT)	6016.0	(2.10)
Alum (US\$/MT)	1871.0	(1.16)
Zinc(US\$/MT)	2890.0	(1.50)

ADR	Cl. Values	% Chg.
ICICI Bank	8.33	(1.30)
HDFC Bank	71.58	0.25
Infosys	14.86	(0.34)
Vedanta Ltd	14.67	(1.61)
Dr. Deddy's Labs	43.98	0.32
Wipro	9.62	0.63
Tata Motors	32.39	(3.05)

## Market Sensor

US market closed at fresh highs Wednesday for a fifth-straight day as traders continued to bet on a pro-growth agenda under President Donald Trump.. Dow Jones Industrial Average was up 0.52% or 107.45 points at 20611.86 Nasdaq Composite was up 0.64% or 36.87 points at 5819.44 Standard & Poor's 500 was up 0.50% or 11.67 points at 2349.25.

Indian Equity market finally ended the consolidation phase and slipped nearly a percent due to the hawkish comments from US Fed chair Janet Yellen heightened capital outflow fears. Moreover, traders were booking profit from higher levels ahead of five Assembly Election results outcome in the next month. Nifty ended the previous day with a decline of 0.77% or 67.60 points at 8724.70. On Wednesday's trading session, FIIs bought net Rs. 225.84 Cr in cash market and sold Rs.434.45 Cr in derivative segment. Whereas, DII bought net Rs.248.98 Cr in cash segment.

## Global News

- ❖U.S. consumer prices recorded their biggest increase in nearly four years in January as households paid more for gasoline and other goods, suggesting inflation pressures could be picking up. (Reuters)
- ❖U.S. retail sales rose more than expected in January and consumer prices recorded their biggest gain in nearly four years, boosting prospects of an interest rate increase from the Federal Reserve next month. (Reuters)
- ❖Trade between the European Union and the United States fell last year for the first time since 2013, estimates of the EU statistics agency showed on Wednesday, in line with a general drop in global trade. (Reuters)
- ❖The European Union and Canada secured clearance on Wednesday for their contentious free trade deal and the removal of import duties that supporters say will boost growth and jobs on both sides of the Atlantic. (Reuters)
- ❖Chinese banks kept up a strong pace of lending at the start of the year, even with signs of tightening by the central bank, highlighting the challenge Beijing faces as it tries to deflate asset bubbles without risking a blow to economic activity. (Reuters)

## Economic News

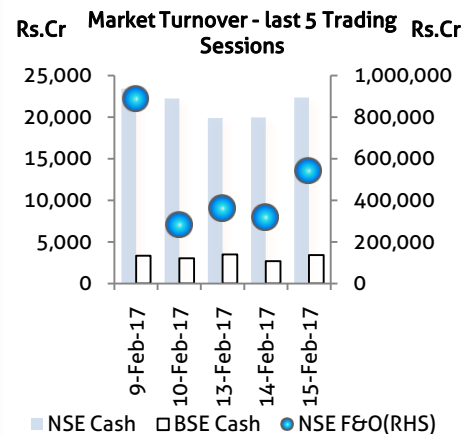
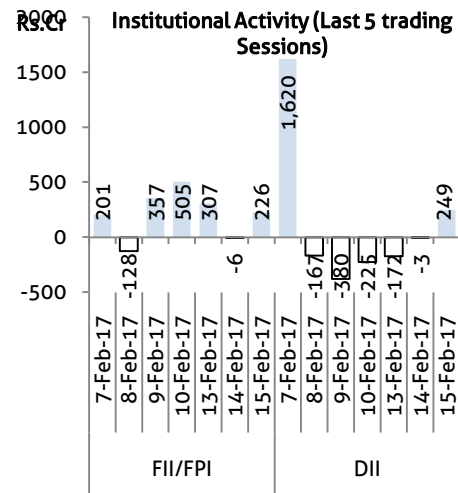
- ❖ India's foreign trade deficit narrowed to \$9.84 billion in January from a provisional \$10.4 billion a month ago. Merchandise exports grew 4.32 percent y-o-y to \$22.12 billion last month, while imports rose 10.7 percent to \$31.96 billion.
- ❖ Government has chalked out a plan to put as many as 280 mines with a mineral wealth of over Rs 10 lakh crore to auction in the next fiscal, a senior official said.
- ❖ Wheat production in the ongoing crop season is expected to be at an all-time high of 96.6 million tonnes (mt) on the back of good southwest monsoon, favourable weather and record acreage, the second advanced estimate for foodgrain production showed.
- ❖ Trade between India and the UAE is set to hit \$100 billion by 2020, up from the current \$60 billion, the Confederation of Indian Industry said.
- ❖ Spurred by demonetisation, online payments platform Paytm clocked Rs 5,000 crore worth of transactions in the month of January, Paytm's founder Vijay Shekhar Sharma said here on Wednesday.
- ❖ In view of the various power projects being developed in Nepal, India and the Himalayan nation have agreed to lay down new cross-border transmission lines.
- ❖ After launching the ambitious e-nivaran facility for online redressal of taxpayers' grievances, the Income Tax (I-T) Department has now opened these windows at its 60 special offices across the country.
- ❖ Wholesale Price Index (WPI)-based inflation is expected to rise in the next three months and is likely to average around 4.4 per cent in 2017, much higher than 2 per cent in 2016, says a Nomura report.
- ❖ Indian economy is becoming more efficient through five broad themes — fast and steady rate of growth, market reforms, expanding the digital footprint, revival in rural growth and creation of modern infrastructure, says a report.
- ❖ The Income Tax (I-T) Department has asked assessing officers to scrutinise tax relief being claimed by sick companies as part of the rehabilitation scheme approved by BIFR.

## Domestic News

- ❖ Kalyani Strategic Systems Ltd, a subsidiary of Bharat Forge, and Israel Aerospace Industries, has signed a Memorandum of Understanding (MOU) to incorporate a Joint Venture Company in India.
- ❖ Reliance Defence signs an MoU with Strata Manufacturing to collaborate on advanced aerospace manufacturing capabilities.
- ❖ Centum Electronics inaugurates state-of-the-art design and manufacturing facility in Bangalore. Will invest Rs 200 crore over two years to upgrade lines and technology.
- ❖ Warbug Pincus in advanced negotiations to buy 40 percent stake in Tata Technologies for Rs 2,300 crore.
- ❖ Maruti Suzuki launched limited edition of its multi-purpose vehicle Ertiga, priced between Rs 7.85 lakh and Rs 8.10 lakh (ex-showroom Delhi).
- ❖ TCS will consider a proposal for buyback of equity share of the company at its meeting held on February 20.
- ❖ The Union Cabinet approved the merger of State Bank of India (SBI) and its five associate banks.

Global Forex	Closing	Chg	% Chg
EUR-USD	1.0614	0.0015	0.00
GBP-USD	1.2457	(0.0005)	(0.04)
USD-JPY	113.86	(0.2800)	(0.25)

Bond Markets	Closing	Chg
10-yr bond	7.15	-10.80 bps
Interbank call	5.98	-4.01 bps



## Domestic News (Cont...)

❖ Deepak Fertilisers and Petrochemicals has expanded its existing product portfolio with the introduction of four new grades of NPK (nitrogen-phosphorus-potassium) under its umbrella brand Mahadhan.

❖ Tata Steel has unveiled a new high-tech robotic welding line at its Automotive Service Centre in Wednesfield, West Midlands - the largest in the UK that can weld more than a thousand car parts every hour.

❖ Cyient signs a joint go-to-market agreement with ASE S.p.A., Italy for joint market development of products in the electric power generation arena.

❖ Reliance Infrastructure (RInfra) on Wednesday said its arm Reliance Defence (RDL) has entered into a pact with the United Arab Emirates' (UAE) Mubadala Development Company to collaborate on advanced aerospace manufacturing capabilities.

❖ USFDA has red-flagged significant deviations from manufacturing norms at the Bengaluru-based API facility of Resonance Laboratories.

❖ Private equity investments in real estate increased by 26 per cent during 2016 and touched a nine-year high of nearly Rs 40,000 crore, according to property consultant Cushman & Wakefield.

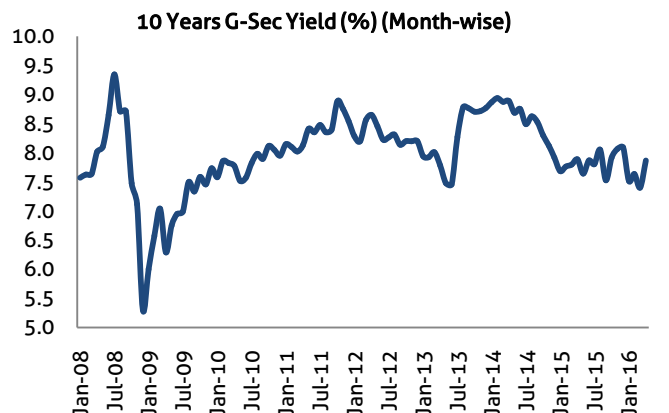
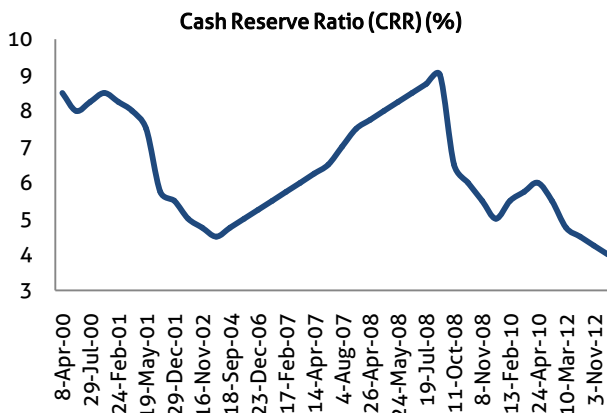
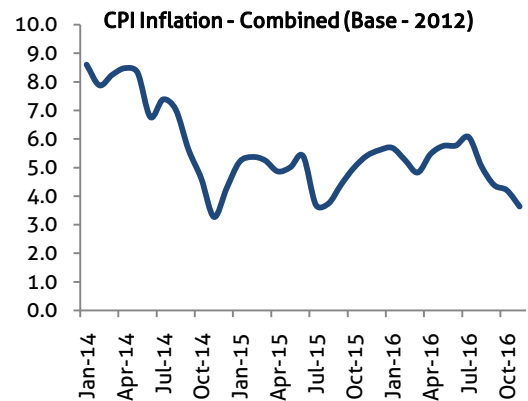
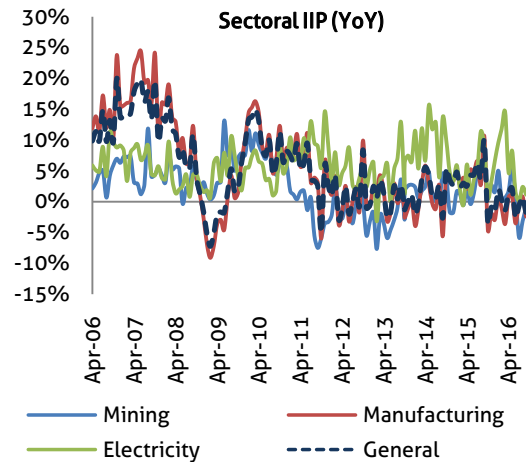
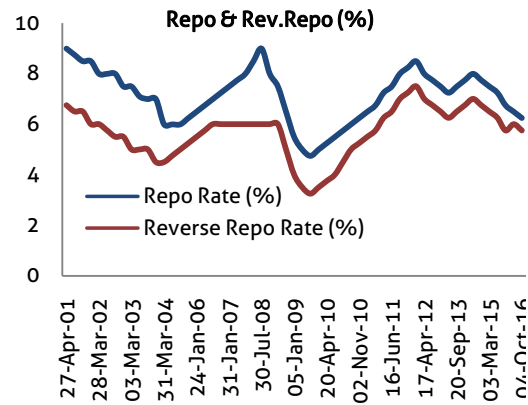
❖ Bajaj Auto is ready to comply with Environment Pollution (Prevention and Control) Authority's direction of neither selling nor registering any pre-BS-IV vehicle from April 1 and company's all two and three-wheelers manufactured from January 2017 meet the stringent Bharat Stage (BS)-IV norms.

❖ Digital capabilities will drive the Indian technology industry's next phase of development, industry's representative body Nasscom said.

❖ Representatives of Chinese real estate giant Dalian Wanda, which plans to invest \$10 billion in India, met DIPP officials to press for certain concessions as well as relaxation in some regulatory norms.

❖ Magma Fincorp to seek shareholder approval for issuance of debt securities of up to Rs 2,000 crore on private placement basis.

❖ Ram Minerals and Chemicals board of directors approve bonus issue in the ratio of 4:1.



## Bulk Deal - NSE

Date	Security Name	Client Name	Buy/Sell	Traded Qty.	Price
15-Feb-17	Dr. Lal Path Labs Ltd.	WAGNER LIMITED	SELL	1225260	1000.4
15-Feb-17	Healthcare Glob. Ent. Ltd	PI OPPORTUNITIES FUND 1 LT	SELL	2415820	244.0
15-Feb-17	Gayatri Projects Ltd	INDIA MAX INVESTMENT FUND LTD	SELL	2500000	140.0
15-Feb-17	Justdial Ltd.	GEF-PS LP-CLASS D SERIES	BUY	481000	435.5
15-Feb-17	Housing Development and I	SHAASTRA SECURITIES TRADING PRIVATE LIMITED	SELL	2235959	65.3

## Bulk Deal - BSE

Date	Security Name	Client Name	Buy/Sell	Traded Qty.	Price
15-Feb-17	GAYAPROJ	INDIA MAX INVESTMENT FUND LIMITED	S	2,500,000	140.0
15-Feb-17	HCG	PI OPPORTUNITIES FUND 1 LT	S	697,857	244.0
15-Feb-17	MOLDTKPAC	UNO METALS LIMITED	S	475,000	209.7
15-Feb-17	VMART	HEMANT AGARWAL	S	150,000	615.0
15-Feb-17	ARIES	PROSPEROUS VYAPAAR PRIVATE LIMITED	S	71,000	156.5

## Corporate Actions

Scrip Code	Scrip Name	Ex-Date	Purpose	Record Date
590006	AMRUTANJAN	16-Feb-17	Interim Dividend - Rs. - 1.1000	17-Feb-17
519105	AVTNPL	16-Feb-17	Interim Dividend - Rs. - 0.2000	17-Feb-17
500493	BHARATFORG	16-Feb-17	Interim Dividend - Rs. - 2.5000	18-Feb-17
500530	BOSCHLTD	16-Feb-17	Interim Dividend - Rs. - 75.0000	18-Feb-17
532456	COMPUAGE	16-Feb-17	Stock Split From Rs.10/- to Rs.2/-	17-Feb-17
524330	JAYAGROGN	16-Feb-17	Interim Dividend - Rs. - 5.0000	17-Feb-17
532268	KALECONSUL	16-Feb-17	Interim Dividend - Rs. - 11.0000	17-Feb-17
531213	MANAPPURAM	16-Feb-17	Interim Dividend - Rs. - 0.5000	18-Feb-17
523828	MENONBE	16-Feb-17	Interim Dividend - Rs. - 1.0000	17-Feb-17
532539	MINDAIND	16-Feb-17	Interim Dividend - Rs. - 1.2000	17-Feb-17
532827	PAGEIND	16-Feb-17	Interim Dividend - Rs. - 25.0000	17-Feb-17
532898	POWERGRID	16-Feb-17	Interim Dividend - Rs. - 1.0000	17-Feb-17
530075	SELAN	16-Feb-17	Interim Dividend - Rs. - 5.0000	18-Feb-17
513097	SHBCL	16-Feb-17	Interim Dividend - Rs. - 0.2500	18-Feb-17
505827	SNL	16-Feb-17	Interim Dividend - Rs. - 3.0000	17-Feb-17
532218	SOUTHBANK	16-Feb-17	Right Issue of Equity Shares	17-Feb-17
530759	STERTOOLS	16-Feb-17	Interim Dividend - Rs. - 1.0000	18-Feb-17
532890	TAKE	16-Feb-17	Interim Dividend - Rs. - 0.3000	17-Feb-17
538608	DWITIYA	17-Feb-17	Stock Split From Rs.10/- to Rs.2/-	20-Feb-17
532919	ACIASIA	17-Feb-17	Consolidation of Shares	20-Feb-17
502355	BALKRISIND	17-Feb-17	Interim Dividend - Rs. - 2.0000	20-Feb-17
532483	CANBK	17-Feb-17	Right Issue of Equity Shares	20-Feb-17

## Global Economic Calendar

13-Feb-17	JPY	GDP (QoQ) (Q4)		0.30%	0.30%
14-Feb-17	CNY	CPI (YoY) (Jan)		2.40%	2.10%
14-Feb-17	CNY	PPI (YoY) (Jan)		6.30%	5.50%
14-Feb-17	JPY	Industrial Production (MoM) (Dec)			0.50%
14-Feb-17	GBP	CPI (YoY) (Jan)		1.90%	1.60%
14-Feb-17	GBP	PPI Input (YoY) (Jan)		17.80%	15.80%
14-Feb-17	GBP	PPI Output (YoY) (Jan)		3.20%	2.70%
14-Feb-17	GBP	RPI (YoY) (Jan)		2.80%	2.50%
14-Feb-17	EUR	GDP (YoY) (Q4)		1.80%	1.80%
14-Feb-17	EUR	Industrial Production (YoY) (Dec)		1.90%	3.20%
14-Feb-17	USD	NFIB Small Business Optimism (Jan)			98.4
14-Feb-17	USD	PPI (MoM) (Jan)		0.20%	0.30%
15-Feb-17	GBP	Claimant Count Change (Jan)		0.5K	-10.1K
15-Feb-17	GBP	Unemployment Rate (Dec)		4.80%	4.80%
15-Feb-17	EUR	Trade Balance (Dec)			25.9B
15-Feb-17	USD	MBA 30-Year Mortgage Rate			4.35%
15-Feb-17	USD	CPI (MoM) (Jan)		0.30%	0.30%
15-Feb-17	USD	NY Empire State Manufacturing Index (Feb)		6.75	6.5
15-Feb-17	USD	Retail Sales (MoM) (Jan)		0.10%	0.60%
15-Feb-17	USD	Industrial Production (MoM) (Jan)		0.10%	0.80%
15-Feb-17	GBP	CB Leading Index (MoM)			0.00%
15-Feb-17	USD	Business Inventories (MoM) (Dec)		0.40%	0.70%
16-Feb-17	USD	TIC Net Long-Term Transactions (Dec)			30.8B
16-Feb-17	USD	Building Permits (Jan)		1.233M	1.228M
16-Feb-17	USD	Housing Starts (Jan)		1.226M	1.226M
16-Feb-17	USD	Philadelphia Fed Manufacturing Index (Feb)		19	23.6
17-Feb-17	EUR	Current Account n.s.a. (Dec)			40.5B
17-Feb-17	GBP	Retail Sales (YoY) (Jan)		3.30%	4.30%
17-Feb-17	USD	CB Leading Index (MoM) (Jan)		0.40%	0.50%

## Indian Economic Calendar

13-Feb-17	INR	CPI (YoY) (Jan)		3.22%	3.41%
14-Feb-17	INR	WPI Inflation (YoY) (Jan)		3.89%	3.39%
17-Feb-17	INR	Bank Loan Growth			5.10%
17-Feb-17	INR	Deposit Growth			13.90%

## Research Team

Name	Designation	Email ID	Contact No.
Paras Bothra	President Equity Research	paras@ashikagroup.com	+91 22 6611 1704
Krishna Kumar Agarwal	Equity Research Analyst	krishna.a@ashikagroup.com	+91 33 4036 0646
Partha Mazumder	Equity Research Analyst	partha.m@ashikagroup.com	+91 33 4036 0647
Arijit Malakar	Equity Research Analyst	amalakar@ashikagroup.com	+91 33 4036 0644
Kapil Jagasia, CFA	Equity Research Analyst	kapil.j@ashikagroup.com	+91 22 6611 1715
Tirthankar Das	Technical & Derivative Analyst	tirthankar.d@ashikagroup.com	+91 33 4036 0645

SEBI Registration No. INH000000206

### Disclosure

The Research Analysts and /or Ashika Stock Broking Limited do hereby certify that all the views expressed in this research report accurately reflect their views about the subject issuer(s) or securities. Moreover, they also certify the followings:-

- The Research Analyst or Ashika Stock Broking Limited or his/its Associates or his/its relative, has any financial interest in the subject company (ies) covered in this report. **Yes**
- The Research Analyst or Ashika Stock Broking Limited or his/its Associates or his/its relative, have actual/beneficial ownership of 1% or more in the subject company, at the end of the month immediately preceding the date of the publication of the research report. **No**
- The Research Analyst or Ashika Stock Broking Limited or his/its Associates or his/its relatives has any material conflict of interest at the time of publication of the research report. **No**
- The Research Analyst or Ashika Stock Broking Limited or his/its Associates have received compensation for investment banking or merchant banking or brokerage services or for product other than for investment banking or merchant banking or brokerage services from the companies covered in this report in the past 12 months. **No**
- The Research Analyst or Ashika Stock Broking Limited or his/its Associates have managed or co managed in the previous 12 months any private or public offering of securities for the company (ies) covered in this report. **No**
- The Research Analyst or Ashika Stock Broking Limited or his/its Associates have received any compensation or other benefits from the company (ies) covered in this report or any third party in connection with the Research Report. **No**
- The Research Analyst has served as an officer, director or employee of the company (ies) covered in the research report. **No**
- The Research Analyst or Ashika Stock Broking Limited has been engaged in Market making activity of the company (ies) covered in the research report. **No**

### Disclaimer

This report is for the personal information of the authorized recipient and does not construe to be any investment, legal or taxation advice to you. Ashika Stock Broking Ltd. is not soliciting any action based upon it. This report is not for public distribution and has been furnished to you solely for your information and should not be reproduced or redistributed to any other person in any form. The report is based upon information that we consider reliable, but we do not represent that it is accurate or complete, and it should not be relied upon such. Ashika Stock Broking Ltd. or any of its affiliates or employees shall not be in anyway responsible for any loss or damage that may arise to any person from any inadvertent error in the information contained in this report. Ashika Stock Broking Ltd., or any of its affiliates or employees do not provide, at any time, any express or implied warranty of any kind, regarding any matter pertaining to this report, including without limitation the implied warranties of merchantability, fitness for a particular purpose, and non-infringement. The recipients of this report should rely on their own investigations.