

Equity	Latest	% Chg	NSE Sect. Indices	Latest	% Chg
Nifty	8413	0.15	NIFTY IT	10173.10	(0.88)
Sensex	27288	0.18	NIFTY BANK	19096.45	0.97
DowJones	19886	-0.03	NIFTY 500	7247.95	0.27
Nasdaq	5574	0.48	NIFTY FMCG	21197.70	(0.17)
Hangseng	22813	0.42	NIFTY INFRA	2880.35	0.36
Shanghai	3089	-0.45	NIFTY AUTO	9650.70	0.52
Nikkei	18983	-0.59	NIFTY ENERGY	10599.85	(0.53)
Strait Times	3008	-0.18	NIFTY PHARMA	10418.20	(0.26)
Kospi	2076	0.55	Advances / Declines	BSE	NSE
Taiwan	9343	0.55	Advances	1540	939
FTSE	7327	-0.15	Declines	1224	669
CAC	4882	-0.82	Unchanged	190	113
DAX	11555	-0.64	Total	2954	1721

Nifty Gainers		
Company	Price(Rs)	Chg(%)
TATASTEEL	459.50	2.95
ADANI PORTS	301.25	2.45
TATAMOTORS	526.50	2.26
SBIN	256.40	2.19
BOSCHLTD	21699.00	2.02

Nifty Losers		
Company	Price(Rs)	Chg(%)
HCLTECH	828.40	(2.57)
TATAPOWER	77.70	(2.02)
EICHERMOT	22340.65	(1.99)
INFY	957.45	(1.88)
SUNPHARMA	643.50	(1.45)

Vol. Shockers	Last Day (Lakh)	2 Wk Avg. (Lakh)	Vol. Ch. (Times)
KNRCON	38.04	3.9	10
ITDC	3.44	0.5	7
CROMPTON	4.53	0.6	7
HDFCBANK	44.23	7.3	6
DEEPAKFERT	3.30	0.6	5

Indian Forex	Closing	Chg	% Chg
USD/INR	68.156	(0.075)	(0.11)
GBP/INR	81.998	(0.978)	(1.18)
EUR/INR	72.416	(0.059)	(0.08)
JPY/INR	59.790	0.390	0.66

Precious Metal	Closing	Chg (Rs.)
Gold (Rs/10gm)	29007	80
Silver (Rs/1kg)	41100	129

Commodities	Price	% Chg.
Crude (US\$/BBL)	52.5	(0.04)
Brent (US\$/BBL)	55.8	0.23
Gold (US/oz)	1205.6	0.13
Silver (US\$/oz)	16.9	(0.12)
Copper (US\$/MT)	5857.0	1.04
Alum (US\$/MT)	1812.0	1.20
Zinc(US\$/MT)	2765.5	1.67

ADR	Cl. Values	% Chg.
ICICI Bank	7.86	(1.13)
HDFC Bank	64.12	0.00
Infosys	14.50	(4.92)
Vedanta Ltd	12.72	0.95
Dr. Deddy's Labs	43.60	0.41
Wipro	9.76	(0.51)
Tata Motors	38.04	0.26

Market Sensor

US market closed mostly higher on Friday, boosted by strong quarterly earnings from U.S. banks, while investors also digested several pieces of economic data. Dow Jones Industrial Average was down 0.03% or 5.27 points at 19885.73 Nasdaq Composite was up 0.48% or 26.63 points at 5574.12 Standard & Poor's 500 was up 0.18% or 4.20 points at 2274.64.

Indian Equity market settled marginally higher in a volatile session, broader market witnessed smart rally. Banking stocks rallied after media news that the Government may finalize bank capital infusion plan. However amongst all the crucial news India will likely roll out a country-wide GST from July 1, even as the Centre and states hammering out a consensus on the issues of "dual control" and taxing rights of goods moved through high seas. On Tuesday's trading session, FII sold net Rs.347.25 Cr in cash market and sold Rs.637.54 Cr in derivative segment. Whereas, DII bought net Rs.203.45 Cr in cash segment.

Global News

❖ China will lower its 2017 economic growth target to around 6.5 percent from last year's 6.5-7 percent, policy sources said, reinforcing a policy shift from supporting growth to pushing reforms to contain debt and housing risks. (Reuters)

❖ China's economy will remain stable and keep growing steadily while resisting protectionism, President Xi Jinping told Swiss executives on Monday. (Reuters)

❖ Britain's pound fell on Monday as concern rose that the country is heading for a "hard" Brexit from the European Union and its single market, a day before a speech by Prime Minister Theresa May on the government's plans. (Reuters)

❖ U.S President-elect Donald Trump warned German car companies he would impose a border tax of 35 percent on vehicles imported to the U.S. market, a plan that drew sharp rebukes from Berlin and hit the automakers' shares. (Reuters)

❖ The Bank of Japan raised its economic assessment for three of the country's nine regions and maintained its optimism on the remaining areas in a quarterly report, underscoring brighter prospects for the world's third-largest economy. (Reuters)

Economic News

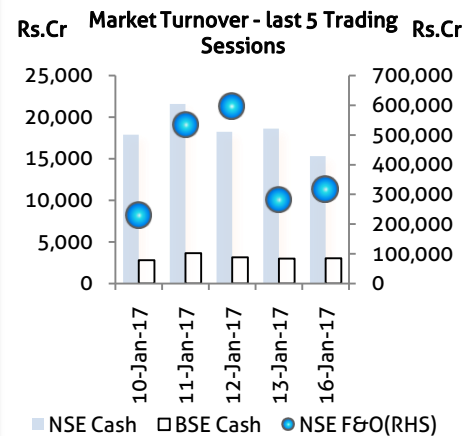
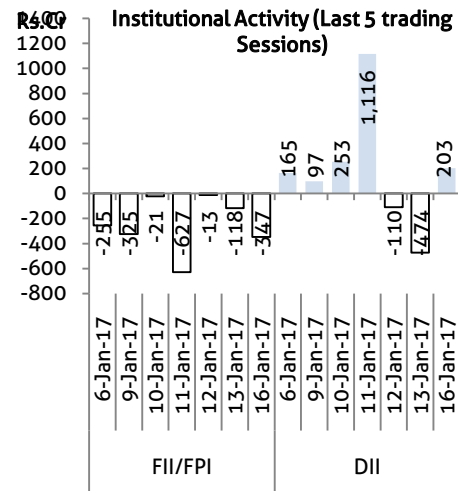
- ❖ Wholesale prices rose 3.39 percent year-on-year in December, their fastest pace in two months, government data showed on Monday.
- ❖ Further relaxing the rules for cash withdrawal from automated teller machines (ATMs), the Reserve Bank on Monday raised the cap from Rs 4,500 a day to Rs 10,000 for each card, but within the existing weekly limit of Rs 24,000 per week, with immediate effect.
- ❖ India's fuel consumption is likely to hit 200 million tonnes in 2016-17, an oil ministry executive said on Monday, in what would be the highest such level in at least 16 years.
- ❖ Multilateral lending agency World Bank and India on Monday signed a financing agreement for IDA credit of \$48 million (equivalent) for the 'Nagaland Health Project'.
- ❖ The Income Tax department Monday said it has unearthed a black money racket of over Rs 1,550 crore and a maze of shell firms and entities, perpetrated by entry operators and hawala dealers in the wake of demonetisation.
- ❖ The government on Monday ruled out reverting to the system of subsidising auto fuel but said it may resort to cut in excise duties if rate hike "pinches hard" even as there has been Rs 5.21 per litre hike in petrol price and Rs 4.45 in diesel rates since December.
- ❖ The government is likely to achieve its fiscal deficit target of 3.5 per cent of GDP in the current fiscal but higher infrastructure spending will limit the room to reduce it further to 3 per cent in 2017-18, Moody's said.
- ❖ Nearly Rs 5,000 crore has been collected so far through District Mineral Foundation (DMF), which will be utilised by the states for the development of places and people affected by mining-related operations.
- ❖ Global oil prices will witness "much more volatility" in 2017 even though markets may rebalance in the first half of the year if output cuts pledged by producers are implemented, the head of the International Energy Agency (IEA) said on Sunday.

Domestic News

- ❖ Tata Global Beverages to divest its stake in its Chinese joint venture, Zhejiang Tata Tea Extraction, for an estimated enterprise value of Rs 33 crore.
- ❖ Hindustan Zinc's on-going expansion to reach 1.2 mtpa mined metal production capacity, environmental clearances were received for Sindesar Khurd expansion of ore production capacity from 3.75 mtpa to 4.5 mtpa for Zawar mine to 4 mtpa.
- ❖ Bharat Petroleum Corporation Ltd has received in-principle approval of merger of Petronet CCK Ltd. (PCCCL) with itself.
- ❖ Reliance Defence & Engineering, Shapoorji Pallonji Group and Liberty House Group of U.K. have shown interest in buying debt-ridden company ABG Shipyard.
- ❖ Infosys announced its internal carbon price at \$10.5 per tonne of CO₂e, at an event organised by the Carbon Pricing Leadership Coalition (CPLC) in Zurich.
- ❖ Coal India is looking at appointing a merchant banker to assist it in acquiring assets overseas so as to enhance the nation's energy security.

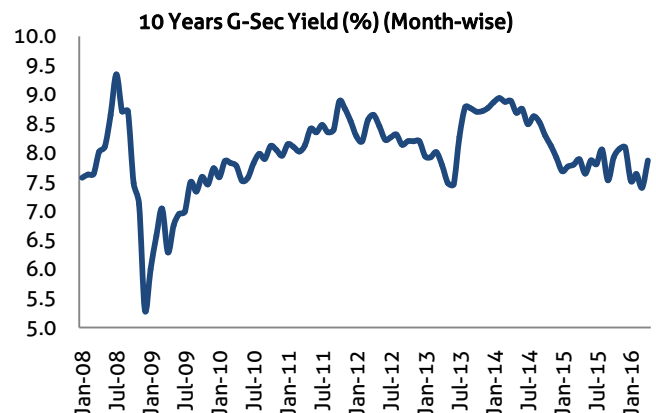
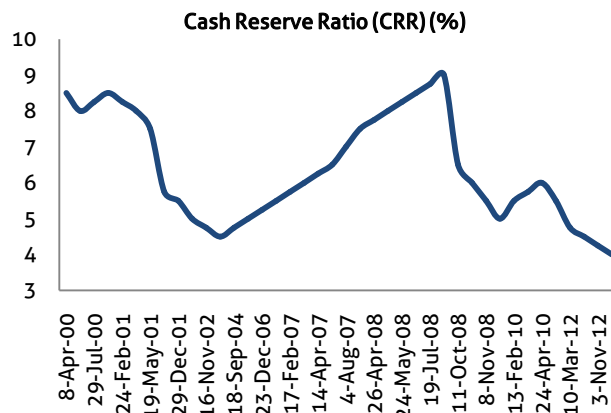
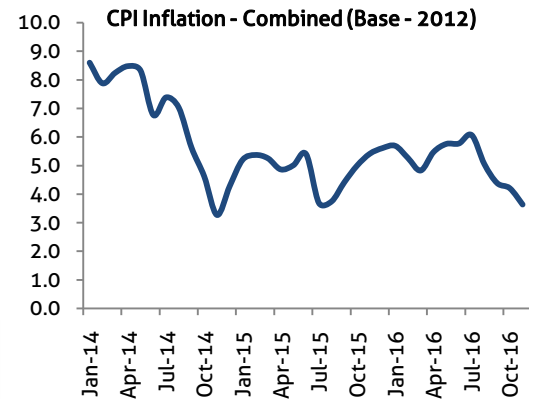
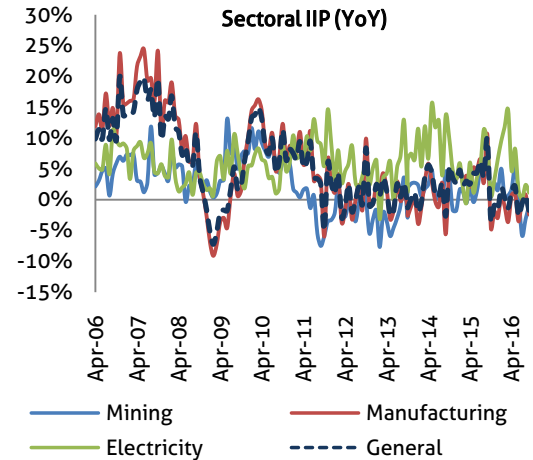
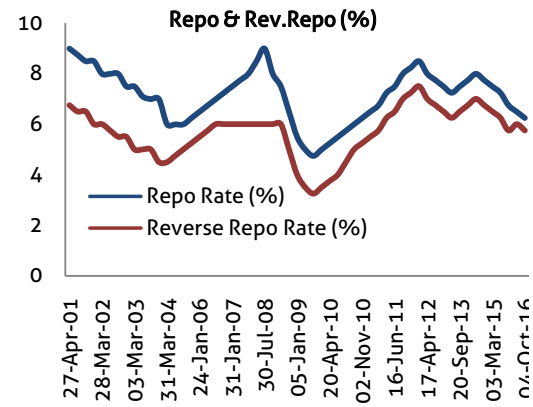
Global Forex	Closing	Chg	% Chg
EUR-USD	1.0615	0.0015	0.00
GBP-USD	1.2061	0.0011	0.09
USD-JPY	114.15	(0.0600)	(0.05)

Bond Markets	Closing	Chg
10-yr bond	6.67	0.00 bps
Interbank call	5.98	-6.15 bps



Domestic News (Cont...)

- ❖ Delta Corp gets licence for operating a casino in Gangtok, Sikkim.
- ❖ Tata Consultancy Services partners with Aurus to enhance omnichannel payment solutions with OmniStore.
- ❖ TeamLease Services to buy Keystone Business Solutions for Rs 8.2 crore.
- ❖ GVK's Bangalore International Airport investment plan gets government approval.
- ❖ Daiichi Sankyo has moved an application in Delhi High Court to block former Ranbaxy Lab promoters Malvinder and Shivinder Singh from selling their stake in Fortis Healthcare, marking a new twist in the Rs 2,500 crore arbitration case.
- ❖ Pokarna Engineered Stone Ltd (PESL) gets exclusive right to use bretonstone technology in India till March 2020. PESL plans to expand quartz surface production capacity by 130 percent with an investment of Rs 325 crore.
- ❖ Aviation Ministry seeks duty cut for jet fuel
- ❖ Bharat Heavy Electricals commissions 500 megawatt thermal unit in West Bengal.
- ❖ Private Equity, Venture Capital investments in the auto component industry are at a six-year low of \$38 million in 2016, a steep decline from \$144 million in four deals during 2015.
- ❖ SPML Infra Ltd has bagged new orders worth Rs 800 crore for various projects including developing power substations.
- ❖ Cosmo Films' unit CF Global Holding Mauritius has ceased its activities and filed an application for winding up.
- ❖ Jagran Prakashan starts Jamshedpur radio broadcast.
- ❖ Eastern Treads gets an order from Karnataka State Road Transport Corp and Rajasthan State Road Transport Corp for supply of tyre re-treading materials.
- ❖ Ester Industries plans to setup a research and development and innovation facility at Gurgaon at an approximate cost of Rs 50 cr.
- ❖ Raminfo signs memorandum of understanding with eGram Society of Gujarat state for delivery of B2C services.
- ❖ Reliance Industries' telecom subsidiary Jio has garnered 72.4 mn subscribers within four months of commencement of services.



Bulk Deal - NSE

Date	Security Name	Client Name	Buy/Sell	Traded Qty.	Price
16-Jan-17	Atlas Cycles (Haryana) Lt	N.K. SECURITIES	SELL	134834	677.4
16-Jan-17	Jubilant Industries Ltd	NAISHADH VINODBHAI SADARIYA	SELL	92980	372.3
16-Jan-17	Universal Cables Ltd	MODERN TRADING BUSINESS PRIVATE LIMITED	BUY	212004	94.6
16-Jan-17	Sanco Industries Ltd.	SANJAY GUPTA	SELL	125000	109.0
16-Jan-17	Maheshwari Logistics Ltd.	VAIBHAV DOSHI	BUY	88000	77.5

Bulk Deal - BSE

Date	Security Name	Client Name	Buy/Sell	Traded Qty.	Price
16-Jan-17	KNRCON	HSBC GLOBAL INVESTMENT FUNDSASIA EX JAPAN EQUITY SMALLERCOMPANIES	B	3,641,732	170.5
16-Jan-17	ATLASCYCLE	ILLUMINATI TRADING PRIVATE LIMITED	S	58,927	675.9
16-Jan-17	GINISILK	ALAUKIK MINES AND POWER P LTD	B	30,747	480.5
16-Jan-17	FERVENTSYN	KANTILAL PREMCHAND SHAH	S	400,000	27.0
16-Jan-17	RELICAB	OVERSKUD MULTI ASSET MANAGEMENT PRIVATE LIMITED	S	102,000	38.9

Corporate Actions

Scrip Code	Scrip Name	Ex-Date	Purpose	Record Date
532259	APARINDS	19-Jan-17	Buy Back of Shares	20-Jan-17
532271	CYBERMAT	19-Jan-17	Reduction of Capital	20-Jan-17
533033	ISGEC	19-Jan-17	Interim Dividend - Rs. - 15.0000	20-Jan-17
533098	NHPC	19-Jan-17	Interim Dividend - Rs. - 1.7000	20-Jan-17
524764	NUTRA	19-Jan-17	Bonus issue 1:10	20-Jan-17
531898	SANGUI	19-Jan-17	Consolidation of Shares	20-Jan-17
500039	BANCOINDIA	20-Jan-17	Interim Dividend - Rs. - 5.0000	23-Jan-17
519455	NARBADA	20-Jan-17	Reduction of Capital	23-Jan-17
533229	BAJAJCORP	23-Jan-17	Interim Dividend - Rs. - 11.5000	24-Jan-17
532540	TCS	23-Jan-17	Interim Dividend - Rs. - 6.5000	24-Jan-17
509567	GOACARBON	24-Jan-17		25-Jan-17
533969	BSLFTPEND	25-Jan-17	Redemption of Mutual Fund	27-Jan-17
533968	BSLFTPENG	25-Jan-17	Redemption of Mutual Fund	27-Jan-17
509675	HYDIND	25-Jan-17	Interim Dividend - Rs. - 10.0000	27-Jan-17
537412	IDFCEOS2DD	25-Jan-17	Redemption of Mutual Fund	27-Jan-17
537411	IDFCEOS2RD	25-Jan-17	Redemption of Mutual Fund	27-Jan-17
532819	MINDTREE	25-Jan-17		28-Jan-17
521064	TRIDENT	25-Jan-17		27-Jan-17
533179	PERSISTENT	31-Jan-17		01-Feb-17
500550	SIEMENS	31-Jan-17	Dividend - Rs. - 6.0000	-
532281	HCLTECH	01-Feb-17		02-Feb-17
500049	BEL	02-Feb-17		04-Feb-17

Global Economic Calendar

Date	Country	Indicator	Actual	Forecast
16-Jan-17	JPY	Core Machinery Orders (YoY) (Nov)	8.10%	-5.60%
16-Jan-17	JPY	PPI (YoY) (Dec)	-1.50%	-2.20%
16-Jan-17	GBP	Rightmove House Price Index (MoM)		-2.10%
17-Jan-17	JPY	Industrial Production (MoM) (Nov)		1.50%
17-Jan-17	GBP	CPI (YoY) (Dec)	1.40%	1.20%
17-Jan-17	GBP	PPI Input (YoY) (Dec)	15.00%	12.90%
17-Jan-17	GBP	PPI Output (YoY) (Dec)	3.00%	2.30%
17-Jan-17	GBP	RPI (YoY) (Dec)	2.30%	2.20%
17-Jan-17	USD	NY Empire State Manufacturing Index (Jan)	10	9
18-Jan-17	GBP	Claimant Count Change (Dec)	3.7K	2.4K
18-Jan-17	GBP	Unemployment Rate (Nov)	4.90%	4.80%
18-Jan-17	USD	MBA 30-Year Mortgage Rate		4.32%
18-Jan-17	USD	CPI (MoM) (Dec)	0.30%	0.20%
18-Jan-17	USD	Industrial Production (MoM) (Dec)	0.40%	-0.40%
18-Jan-17	USD	Manufacturing Production (MoM) (Dec)	0.20%	-0.10%
18-Jan-17	USD	NAHB Housing Market Index (Jan)	70	70
19-Jan-17	USD	Beige Book		
19-Jan-17	USD	TIC Net Long-Term Transactions (Nov)		9.4B
19-Jan-17	USD	Building Permits (Dec)	1.220M	1.212M
19-Jan-17	USD	Housing Starts (Dec)	1.195M	1.090M
19-Jan-17	USD	Philadelphia Fed Manufacturing Index (Jan)	15	19.7
20-Jan-17	CNY	GDP (YoY) (Q4)	6.70%	6.70%
20-Jan-17	CNY	Industrial Production (YoY) (Dec)	6.10%	6.20%
20-Jan-17	GBP	Retail Sales (YoY) (Dec)	7.30%	5.90%

Indian Economic Calendar

Date	Country	Indicator	Actual	Forecast
16-Jan-17	INR	WPI Inflation (YoY) (Dec)	3.50%	3.15%
20-Jan-17	INR	Bank Loan Growth		5.10%
20-Jan-17	INR	Deposit Growth		15.20%

Research Team

Name	Designation	Email ID	Contact No.
Paras Bothra	President Equity Research	paras@ashikagroup.com	+91 22 6611 1704
Krishna Kumar Agarwal	Equity Research Analyst	krishna.a@ashikagroup.com	+91 33 4036 0646
Partha Mazumder	Equity Research Analyst	partha.m@ashikagroup.com	+91 33 4036 0647
Arijit Malakar	Equity Research Analyst	amalakar@ashikagroup.com	+91 33 4036 0644
Kapil Jagasia, CFA	Equity Research Analyst	kapil.j@ashikagroup.com	+91 22 6611 1715
Tirthankar Das	Technical & Derivative Analyst	tirthankar.d@ashikagroup.com	+91 33 4036 0645

SEBI Registration No. INH000000206

Disclosure

The Research Analysts and /or Ashika Stock Broking Limited do hereby certify that all the views expressed in this research report accurately reflect their views about the subject issuer(s) or securities. Moreover, they also certify the followings:-

- The Research Analyst or Ashika Stock Broking Limited or his/its Associates or his/its relative, has any financial interest in the subject company (ies) covered in this report. **Yes**
- The Research Analyst or Ashika Stock Broking Limited or his/its Associates or his/its relative, have actual/beneficial ownership of 1% or more in the subject company, at the end of the month immediately preceding the date of the publication of the research report. **No**
- The Research Analyst or Ashika Stock Broking Limited or his/its Associates or his/its relatives has any material conflict of interest at the time of publication of the research report. **No**
- The Research Analyst or Ashika Stock Broking Limited or his/its Associates have received compensation for investment banking or merchant banking or brokerage services or for product other than for investment banking or merchant banking or brokerage services from the companies covered in this report in the past 12 months. **No**
- The Research Analyst or Ashika Stock Broking Limited or his/its Associates have managed or co managed in the previous 12 months any private or public offering of securities for the company (ies) covered in this report. **No**
- The Research Analyst or Ashika Stock Broking Limited or his/its Associates have received any compensation or other benefits from the company (ies) covered in this report or any third party in connection with the Research Report. **No**
- The Research Analyst has served as an officer, director or employee of the company (ies) covered in the research report. **No**
- The Research Analyst or Ashika Stock Broking Limited has been engaged in Market making activity of the company (ies) covered in the research report. **No**

Disclaimer

This report is for the personal information of the authorized recipient and does not construe to be any investment, legal or taxation advice to you. Ashika Stock Broking Ltd. is not soliciting any action based upon it. This report is not for public distribution and has been furnished to you solely for your information and should not be reproduced or redistributed to any other person in any form. The report is based upon information that we consider reliable, but we do not represent that it is accurate or complete, and it should not be relied upon such. Ashika Stock Broking Ltd. or any of its affiliates or employees shall not be in anyway responsible for any loss or damage that may arise to any person from any inadvertent error in the information contained in this report. Ashika Stock Broking Ltd., or any of its affiliates or employees do not provide, at any time, any express or implied warranty of any kind, regarding any matter pertaining to this report, including without limitation the implied warranties of merchantability, fitness for a particular purpose, and non-infringement. The recipients of this report should rely on their own investigations.