

Equity	Latest	% Chg	NSE Sect. Indices	Latest	% Chg
Nifty	8778	0.61	NIFTY IT	10628.05	1.92
Sensex	28301	0.52	NIFTY BANK	20243.70	0.40
DowJones	20620	0.04	NIFTY 500	7599.45	0.90
Nasdaq	5815	-0.08	NIFTY FMCG	22379.70	(1.30)
Hangseng	24029	-0.33	NIFTY INFRA	3006.20	0.14
Shanghai	3215	-0.45	NIFTY AUTO	9686.35	1.71
Nikkei	7131	-0.64	NIFTY ENERGY	10746.10	0.91
Strait Times	3092	0.12	NIFTY PHARMA	10407.75	2.66
Kospi	2079	-0.16	Advances / Declines	BSE	NSE
Taiwan	9772	0.01	Advances	1803	1154
FTSE	7278	-0.34	Declines	998	480
CAC	4899	-0.52	Unchanged	177	86
DAX	11757	-0.31	Total	2978	1720

Nifty Gainers		
Company	Price(Rs)	Chg(%)
SUNPHARMA	649.65	4.27
AUROPHARMA	662.05	4.10
INFY	1012.00	3.08
MARUTI	6030.75	2.87
EICHERMOT	25390.00	2.58

Nifty Losers		
Company	Price(Rs)	Chg(%)
ITC	266.30	(2.60)
INFRATEL	318.15	(1.73)
ASIANPAINT	970.45	(1.15)
LT	1465.00	(1.01)
BPCL	669.25	(0.81)

Vol. Shockers	Last Day (Lakh)	2 Wk Avg. (Lakh)	Vol. Ch. (Times)
FINCABLES	9.65	1.0	9
WABCOINDIA	0.30	0.0	8
SBBJ	0.75	0.1	7
CADILAHC	10.07	1.5	7
ISGEC	0.14	0.0	5

Indian Forex	Closing	Chg	% Chg
USD/INR	66.947	0.027	0.04
GBP/INR	83.436	0.021	0.03
EUR/INR	71.024	0.203	0.29
JPY/INR	58.750	0.190	0.32

Precious Metal	Closing	Chg (Rs.)
Gold (Rs/10gm)	29256	192
Silver (Rs/1kg)	42823	361

Commodities	Price	% Chg.
Crude (US\$/BBL)	53.5	0.75
Brent (US\$/BBL)	55.8	0.05
Gold (US/oz)	1238.9	0.12
Silver (US\$/oz)	18.1	0.11
Copper (US\$/MT)	6015.0	(0.02)
Alum (US\$/MT)	1878.0	0.37
Zinc(US\$/MT)	2836.0	(1.87)

ADR	Cl. Values	% Chg.
ICICI Bank	8.33	(1.30)
HDFC Bank	71.58	0.25
Infosys	14.86	(0.34)
Vedanta Ltd	14.67	(1.61)
Dr. Deddy's Labs	43.98	0.32
Wipro	9.62	0.63
Tata Motors	32.39	(3.05)

Market Sensor

US market lost mostly lower Thursday, taking a breather from a record-setting run, while energy dropped 1 percent. Dow Jones Industrial Average was up 0.04% or 7.91 points at 20619.77 Nasdaq Composite was down 0.08% or 4.54 points at 5814.90 Standard & Poor's 500 was down 0.09% or 2.03 points at 2347.22.

Indian Equity market rebounded and gained over half a percent. The upbeat trade deficit figure aided a firm start which was supported by select index majors. Sentiment got a lift after the country's largest software company TCS said its board will meet on 20 February to consider a proposal for buyback of equity shares of the company. Nifty ended the previous day with a gain of 0.61% or 53.30 points at 8778.00. On Thursday's trading session, FII's sold net Rs. 215.69 Cr in cash market and bought Rs.901.56 Cr in derivative segment. Whereas, DII bought net Rs.846.11 Cr in cash segment.

Global News

❖ Gold rose on Thursday as the dollar weakened after a 10-day winning streak and investors took the opportunity to buy bullion as a hedge against political uncertainty in the United States and Europe. (Reuters)

❖ Confidence among Japanese manufacturers rose for a sixth straight month in February to a 2-1/2 year high but the service sector's mood fell for the first time in four months, a Reuters poll showed, underscoring the export-led nature of the economic recovery. (Reuters)

❖ A three-year boom in private share placements in China, a handy way around tighter control of public share issuance, is running on fumes as Beijing turns its sights on the speculative excesses and dubious value the boom has engendered. (Reuters)

❖ European Central Bank policymakers called for a steady-hand approach at last month's rate meeting, the minutes of the gathering showed, suggesting little appetite for dialling back stimulus while Europe gears up for high-stakes elections. (Reuters)

❖ America's largest banks are to propose a complete overhaul of how financial institutions investigate and report potential criminal activity, arguing that rules imposed in the years after the Sept. 11, 2001 attacks and strengthened during the Obama administration are onerous and ineffective, sources said. (Reuters)

Economic News

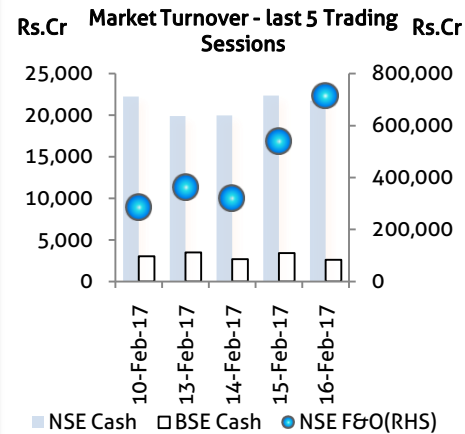
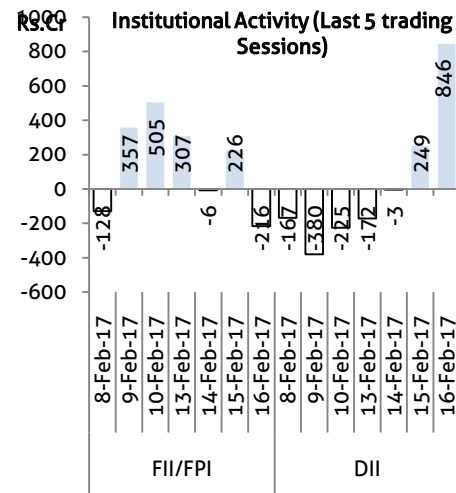
- ❖ The retail inflation in Delhi and Jammu and Kashmir is double that of the national average of 3.17 per cent recorded in January, probably due to demonetisation, an industry organisation said on Thursday.
- ❖ Government think tank Niti Aayog has prepared a cabinet note for granting Rs 6,000 aid to pregnant women as announced by Prime Minister Narendra Modi in his address to the nation on New Year's Eve.
- ❖ The remonetisation situation with regard to replenishing the scrapped currency is "almost normal" now and the Reserve Bank is monitoring the supply on a daily basis, Finance Minister Arun Jaitley said on Thursday.
- ❖ Nearly half of the 18 lakh people under the I-T scanner for suspicious bank deposits post cash ban have been put in the 'doubtful' category, but action against them will follow only after the new tax amnesty scheme ends on March 31.
- ❖ The works relating to promotion of digital transactions will be looked after by Ministry of Electronics and Information Technology (Meity), according to the new rules.
- ❖ The retail inflation may have been hovering at quite a reasonable level of 3.17 per cent for January on an all-India basis, but there is no respite for people right in Delhi along with a couple of other states, suffering the price rise at double the national average, with demonetisation leaving its possible impact, an ASSOCHAM analysis has noted.
- ❖ Indians are expected to consume over 100 million tonnes of wheat in 2016-17 marketing year that will end in March if Centre's production estimates and trade's import numbers for the year are correct.
- ❖ Union Finance Minister Arun Jaitley on Wednesday said that there is no shortage of cash and some ATMs could be dry due to operational reasons.
- ❖ Union Tourism Minister Mahesh Sharma on Wednesday launched pre-loaded SIM cards for tourists arriving in India on e-visa.
- ❖ Issam Kazim, the CEO of Dubai Tourism, has a lot riding on Indian travellers. The world's largest democracy sent the maximum number of visitors to the Emirate for the second consecutive year in 2016 and accounted for more than one-fifth of the growth in tourist arrivals in Dubai.

Domestic News

- ❖ The Bengaluru-based Biocon and its partner Mylan Inc on Thursday said US drug regulator USFDA has accepted Mylan's biologics licence application (BLA) for a proposed biosimilar of branded trastuzumab for treatment of certain breast and gastric cancers.
- ❖ NTPC Ltd, the country's largest power producer, has made a debut in captive coal production. Its first rake of coal from Pakri Barwadih coal mine was flagged off in Jharkhand.
- ❖ Essel Infraprojects Ltd (EIL) on Thursday said it has committed an investment of Rs 5,700 crore for development and enhancement of infrastructure in Jharkhand.
- ❖ Average download speed on Bharti Airtel's mobile network was highest in January at 8.42 megabit per second (mbps), according to latest data published by telecom regulator Trai.

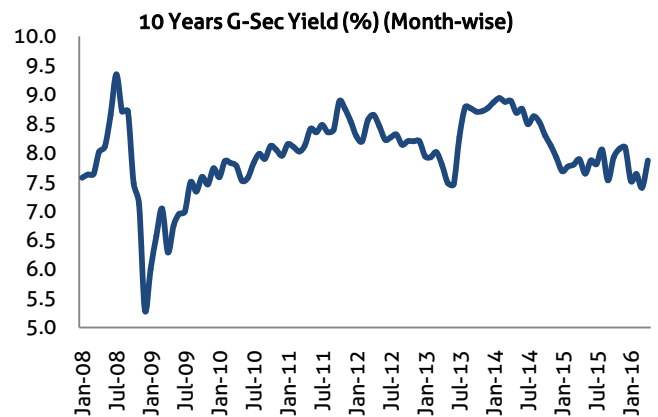
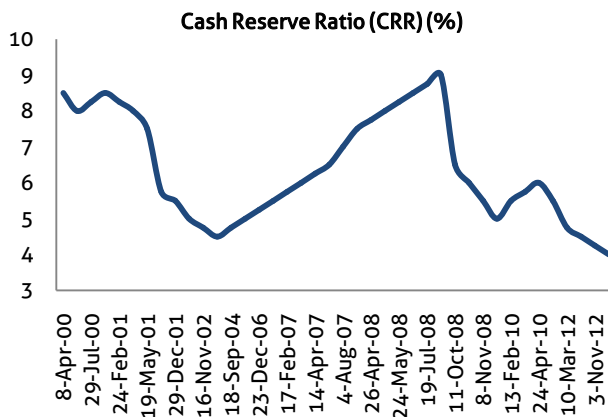
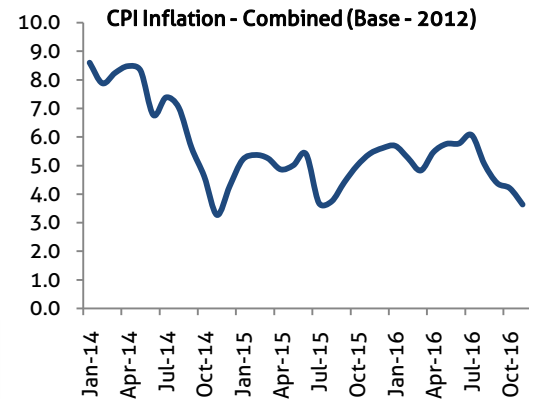
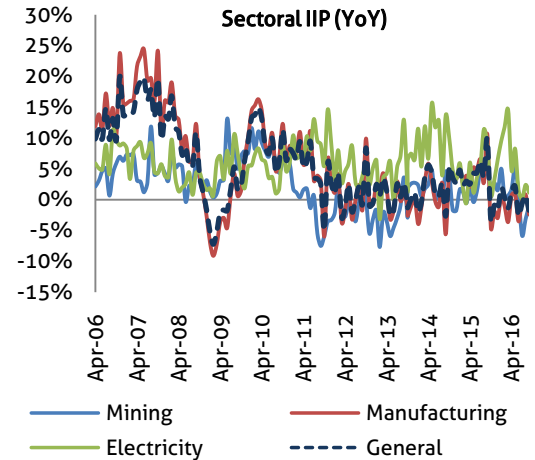
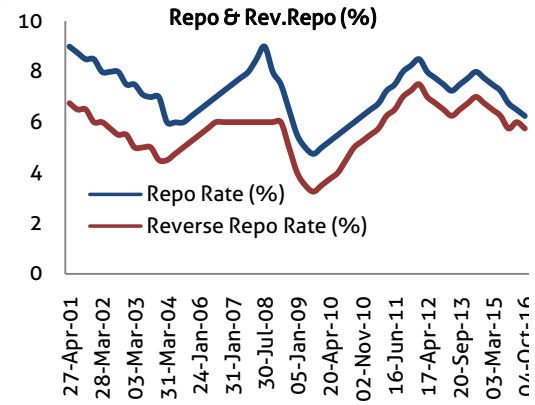
Global Forex	Closing	Chg	% Chg
EUR-USD	1.0675	0.0001	0.00
GBP-USD	1.2504	0.0013	0.10
USD-JPY	113.35	0.0900	0.08

Bond Markets	Closing	Chg
10-yr bond	7.17	1.4 bps
Interbank call	6.00	2.28 bps



Domestic News (Cont...)

- ❖ The Delhi High Court on Thursday adjourned the plea by the top companies Vodafone IN, Bharti Airtel against the Telecom Regulatory Authority of India (Trai) for imposing fines on them.
- ❖ Drug firm Lupin has received approval from the US health regulator for generic Hydrocodone Bitartrate and Homatropine Methylbromide oral solution used for providing relief of cough.
- ❖ State-owned oil firms IOC, BPCL and HPCL have cornered a third of the 31 small discovered oil and gas fields awarded in the first auction in more than six years.
- ❖ Drug firm Cadila Healthcare on Thursday said the US health regulator has inspected the company's Moraiya plant and found it meeting the manufacturing norms.
- ❖ JSPL will invest Rs 20,000 crore in Jharkhand within a few years in addition to Rs 3,000 crore it has already invested in the state, company's Chairman Naveen Jindal said on Wednesday.
- ❖ Keen to get a strong foothold in Jharkhand, mining baron Anil Agarwal on Thursday said he has "big plans" for the state but initial foray will be with \$1 billion investment that includes setting up a 1 million tonne steel plant.
- ❖ Tata Consultancy Services (TCS) has informed the BSE in a filing that its board of directors would consider a proposal for buyback of equity shares of the company at its meeting to be held on February 20, 2017.
- ❖ Havells, Lloyd in Talks for Consumer Goods biz
- ❖ ONGC plans Rs 29,000 cr capex for O&G Fields next fiscal
- ❖ In Shilpa Medicare a Fire incident happened at EUO Unit plant in one block
- ❖ IDBI Bank on 21 Feb to consider fund raising via preferential issue or any other method
- ❖ Siemens gets order worth Rs 119 cr from Sterlite Power Grid Ventures
- ❖ Eveready Industries Board Meet on 20 Feb to consider reorganization of packet tea operations
- ❖ Eveready Industries BM on 20 Feb to consider reorganization of packet tea operations



Bulk Deal - NSE

Date	Security Name	Client Name	Buy/Sell	Traded Qty.	Price
16-Feb-17	Colgate Palmolive (India)	NWBP AS DP OF FIRST STATE GLB EMRG MKTS LDRS FD A SUB FD O	BUY	1915751	896.0
16-Feb-17	Finolex Cables Ltd	SBI MUTUAL FUND	BUY	940280	437.0
16-Feb-17	Jaiprakash Associates Lim	ADROIT SHARE & STOCK BROKER PVT. LTD.	SELL	17639466	13.1
16-Feb-17	Indiabulls Ventures Ltd	ASHOK KUMAR GUPTA	BUY	1926755	33.6
16-Feb-17	Donear Industries Limited	MARVEL BUSINESS PVT LTD	SELL	282388	69.8

Bulk Deal - BSE

Date	Security Name	Client Name	Buy/Sell	Traded Qty.	Price
16-Feb-17	FINCABLES	SBI MUTUAL FUND	B	935,587	437.0
16-Feb-17	MOLDTKPAC	UNO METALS LIMITED	S	475,000	211.4
16-Feb-17	INTENTECH	JMP SECURITIES PVT LTD	S	120,824	189.8
16-Feb-17	STARLITE	VALLABHBHAI JIVRAJ PATEL	B	100,000	55.0
16-Feb-17	SWARNSAR	RAHUL DOSHI	B	180,000	24.3

Corporate Actions

Scrip Code	Scrip Name	Ex-Date	Purpose	Record Date
590006	AMRUTANJAN	16-Feb-17	Interim Dividend - Rs. - 1.1000	17-Feb-17
519105	AVTNPL	16-Feb-17	Interim Dividend - Rs. - 0.2000	17-Feb-17
500493	BHARATFORG	16-Feb-17	Interim Dividend - Rs. - 2.5000	18-Feb-17
500530	BOSCHLTD	16-Feb-17	Interim Dividend - Rs. - 75.0000	18-Feb-17
532456	COMPUAGE	16-Feb-17	Stock Split From Rs.10/- to Rs.2/-	17-Feb-17
524330	JAYAGROGN	16-Feb-17	Interim Dividend - Rs. - 5.0000	17-Feb-17
532268	KALECONSUL	16-Feb-17	Interim Dividend - Rs. - 11.0000	17-Feb-17
531213	MANAPPURAM	16-Feb-17	Interim Dividend - Rs. - 0.5000	18-Feb-17
523828	MENONBE	16-Feb-17	Interim Dividend - Rs. - 1.0000	17-Feb-17
532539	MINDAIND	16-Feb-17	Interim Dividend - Rs. - 1.2000	17-Feb-17
532827	PAGEIND	16-Feb-17	Interim Dividend - Rs. - 25.0000	17-Feb-17
532898	POWERGRID	16-Feb-17	Interim Dividend - Rs. - 1.0000	17-Feb-17
530075	SELAN	16-Feb-17	Interim Dividend - Rs. - 5.0000	18-Feb-17
513097	SHBCL	16-Feb-17	Interim Dividend - Rs. - 0.2500	18-Feb-17
505827	SNL	16-Feb-17	Interim Dividend - Rs. - 3.0000	17-Feb-17
532218	SOUTHBANK	16-Feb-17	Right Issue of Equity Shares	17-Feb-17
530759	STERTOOLS	16-Feb-17	Interim Dividend - Rs. - 1.0000	18-Feb-17
532890	TAKE	16-Feb-17	Interim Dividend - Rs. - 0.3000	17-Feb-17
538608	DWITIYA	17-Feb-17	Stock Split From Rs.10/- to Rs.2/-	20-Feb-17
532919	ACIASIA	17-Feb-17	Consolidation of Shares	20-Feb-17
502355	BALKRISIND	17-Feb-17	Interim Dividend - Rs. - 2.0000	20-Feb-17
532483	CANBK	17-Feb-17	Right Issue of Equity Shares	20-Feb-17

Global Economic Calendar

Date	Country	Indicator	Current	Previous
13-Feb-17	JPY	GDP (QoQ) (Q4)	0.30%	0.30%
14-Feb-17	CNY	CPI (YoY) (Jan)	2.40%	2.10%
14-Feb-17	CNY	PPI (YoY) (Jan)	6.30%	5.50%
14-Feb-17	JPY	Industrial Production (MoM) (Dec)		0.50%
14-Feb-17	GBP	CPI (YoY) (Jan)	1.90%	1.60%
14-Feb-17	GBP	PPI Input (YoY) (Jan)	17.80%	15.80%
14-Feb-17	GBP	PPI Output (YoY) (Jan)	3.20%	2.70%
14-Feb-17	GBP	RPI (YoY) (Jan)	2.80%	2.50%
14-Feb-17	EUR	GDP (YoY) (Q4)	1.80%	1.80%
14-Feb-17	EUR	Industrial Production (YoY) (Dec)	1.90%	3.20%
14-Feb-17	USD	NFIB Small Business Optimism (Jan)		98.4
14-Feb-17	USD	PPI (MoM) (Jan)	0.20%	0.30%
15-Feb-17	GBP	Claimant Count Change (Jan)	0.5K	-10.1K
15-Feb-17	GBP	Unemployment Rate (Dec)	4.80%	4.80%
15-Feb-17	EUR	Trade Balance (Dec)		25.9B
15-Feb-17	USD	MBA 30-Year Mortgage Rate		4.35%
15-Feb-17	USD	CPI (MoM) (Jan)	0.30%	0.30%
15-Feb-17	USD	NY Empire State Manufacturing Index (Feb)	6.75	6.5
15-Feb-17	USD	Retail Sales (MoM) (Jan)	0.10%	0.60%
15-Feb-17	USD	Industrial Production (MoM) (Jan)	0.10%	0.80%
15-Feb-17	GBP	CB Leading Index (MoM)		0.00%
15-Feb-17	USD	Business Inventories (MoM) (Dec)	0.40%	0.70%
16-Feb-17	USD	TIC Net Long-Term Transactions (Dec)		30.8B
16-Feb-17	USD	Building Permits (Jan)	1.233M	1.228M
16-Feb-17	USD	Housing Starts (Jan)	1.226M	1.226M
16-Feb-17	USD	Philadelphia Fed Manufacturing Index (Feb)	19	23.6
17-Feb-17	EUR	Current Account n.s.a. (Dec)		40.5B
17-Feb-17	GBP	Retail Sales (YoY) (Jan)	3.30%	4.30%
17-Feb-17	USD	CB Leading Index (MoM) (Jan)	0.40%	0.50%

Indian Economic Calendar

Date	Country	Indicator	Current	Previous
13-Feb-17	INR	CPI (YoY) (Jan)	3.22%	3.41%
14-Feb-17	INR	WPI Inflation (YoY) (Jan)	3.89%	3.39%
17-Feb-17	INR	Bank Loan Growth		5.10%
17-Feb-17	INR	Deposit Growth		13.90%

Research Team

Name	Designation	Email ID	Contact No.
Paras Bothra	President Equity Research	paras@ashikagroup.com	+91 22 6611 1704
Krishna Kumar Agarwal	Equity Research Analyst	krishna.a@ashikagroup.com	+91 33 4036 0646
Partha Mazumder	Equity Research Analyst	partha.m@ashikagroup.com	+91 33 4036 0647
Arijit Malakar	Equity Research Analyst	amalakar@ashikagroup.com	+91 33 4036 0644
Kapil Jagasia, CFA	Equity Research Analyst	kapil.j@ashikagroup.com	+91 22 6611 1715
Tirthankar Das	Technical & Derivative Analyst	tirthankar.d@ashikagroup.com	+91 33 4036 0645

SEBI Registration No. INH000000206

Disclosure

The Research Analysts and /or Ashika Stock Broking Limited do hereby certify that all the views expressed in this research report accurately reflect their views about the subject issuer(s) or securities. Moreover, they also certify the followings:-

- The Research Analyst or Ashika Stock Broking Limited or his/its Associates or his/its relative, has any financial interest in the subject company (ies) covered in this report. **Yes**
- The Research Analyst or Ashika Stock Broking Limited or his/its Associates or his/its relative, have actual/beneficial ownership of 1% or more in the subject company, at the end of the month immediately preceding the date of the publication of the research report. **No**
- The Research Analyst or Ashika Stock Broking Limited or his/its Associates or his/its relatives has any material conflict of interest at the time of publication of the research report. **No**
- The Research Analyst or Ashika Stock Broking Limited or his/its Associates have received compensation for investment banking or merchant banking or brokerage services or for product other than for investment banking or merchant banking or brokerage services from the companies covered in this report in the past 12 months. **No**
- The Research Analyst or Ashika Stock Broking Limited or his/its Associates have managed or co managed in the previous 12 months any private or public offering of securities for the company (ies) covered in this report. **No**
- The Research Analyst or Ashika Stock Broking Limited or his/its Associates have received any compensation or other benefits from the company (ies) covered in this report or any third party in connection with the Research Report. **No**
- The Research Analyst has served as an officer, director or employee of the company (ies) covered in the research report. **No**
- The Research Analyst or Ashika Stock Broking Limited has been engaged in Market making activity of the company (ies) covered in the research report. **No**

Disclaimer

This report is for the personal information of the authorized recipient and does not construe to be any investment, legal or taxation advice to you. Ashika Stock Broking Ltd. is not soliciting any action based upon it. This report is not for public distribution and has been furnished to you solely for your information and should not be reproduced or redistributed to any other person in any form. The report is based upon information that we consider reliable, but we do not represent that it is accurate or complete, and it should not be relied upon such. Ashika Stock Broking Ltd. or any of its affiliates or employees shall not be in anyway responsible for any loss or damage that may arise to any person from any inadvertent error in the information contained in this report. Ashika Stock Broking Ltd., or any of its affiliates or employees do not provide, at any time, any express or implied warranty of any kind, regarding any matter pertaining to this report, including without limitation the implied warranties of merchantability, fitness for a particular purpose, and non-infringement. The recipients of this report should rely on their own investigations.