

Equity	Latest	% Chg	NSE Sect. Indices	Latest	% Chg
Nifty	8398	-0.18	NIFTY IT	10206.80	0.33
Sensex	27236	-0.19	NIFTY BANK	19067.05	(0.15)
DowJones	19827	-0.30	NIFTY 500	7243.65	(0.06)
Nasdaq	5539	-0.63	NIFTY FMCG	21442.95	1.16
Hangseng	23126	1.25	NIFTY INFRA	2882.50	0.07
Shanghai	3117	0.25	NIFTY AUTO	9641.85	(0.09)
Nikkei	18755	-0.31	NIFTY ENERGY	10445.65	(1.45)
Strait Times	3005	-0.25	NIFTY PHARMA	10426.65	0.08
Kospi	2070	-0.10	<b>Advances / Declines</b>	<b>BSE</b>	<b>NSE</b>
Taiwan	9332	-0.24	Advances	1351	787
FTSE	7220	-1.46	Declines	1395	831
CAC	4860	-0.46	Unchanged	175	98
DAX	11540	-0.13	Total	2921	1716

Nifty Gainers		
Company	Price(Rs)	Chg(%)
NTPC	175.90	3.08
ASIANPAINT	958.45	2.48
HEROMOTOCO	3152.00	1.95
AXISBANK	485.60	1.75
HINDUNILVR	839.25	1.42

Nifty Losers		
Company	Price(Rs)	Chg(%)
RELIANCE	1040.00	(3.37)
COALINDIA	307.35	(2.06)
ADANI PORTS	294.90	(1.91)
ONGC	195.20	(1.59)
INFRATEL	351.00	(1.28)

Vol. Shockers	Last Day (Lakh)	2 Wk Avg. (Lakh)	Vol. Ch. (Times)
SHRIRAMCIT	2.92	0.3	10
MOTHERSUMI	71.66	8.1	9
GREAVESCOT	18.09	2.1	9
TVTODAY	2.70	0.3	8
BALKRISIND	0.89	0.1	7

Indian Forex	Closing	Chg	% Chg
USD/INR	68.051	(0.105)	(0.15)
GBP/INR	82.457	0.459	0.56
EUR/INR	72.501	0.086	0.12
JPY/INR	59.980	0.190	0.32

Precious Metal	Closing	Chg (Rs.)
Gold (Rs/10gm)	29250	243
Silver (Rs/1kg)	41150	50

Commodities	Price	% Chg.
Crude (US\$/BBL)	52.7	0.25
Brent (US\$/BBL)	55.7	(0.22)
Gold (US/oz)	1214.1	0.71
Silver (US\$/oz)	17.2	1.84
Copper (US\$/MT)	5771.5	(1.46)
Alum (US\$/MT)	1805.5	(0.36)
Zinc (US\$/MT)	2694.0	(2.59)

ADR	Cl. Values	% Chg.
ICICI Bank	7.78	(1.02)
HDFC Bank	64.89	1.20
Infosys	14.49	(0.07)
Vedanta Ltd	12.72	0.95
Dr. Deddy's Labs	43.72	0.28
Wipro	9.91	1.54
Tata Motors	38.21	0.45

## Market Sensor

US stocks fell on Tuesday, with financials, transports and other big post-election gainers losing ground as earnings season kicked into gear. The Dow Jones Industrial Average ended down 58.96 points, or 0.3 percent, to 19,826.77, the S&P 500 lost 6.75 points, or 0.3 percent, to 2,267.89 and the Nasdaq Composite dropped 35.39 points, or 0.63 percent, to 5,538.73.

Indian markets settled with small losses after a range-bound and lackluster session of trade as lower European stocks dampened sentiment. The barometer index, the S&P BSE Sensex, declined 52.51 points or 0.19% to settle at 27,235.66. The Nifty 50 index shed 14.80 points or 0.18% to settle at 8,398. Profit booking emerged after last week's solid surge in indices as investors maintained caution ahead of British Prime Minister Theresa May's speech on Brexit. On Tuesday's trading session, FIIs bought net Rs 142.21 Cr in cash market whereas, DII sold net Rs. 607.23 Cr in cash segment.

## Global News

❖ Rising air fares and food prices helped to push up UK inflation to its highest rate since July 2014 in December. The annual rate of Consumer Prices Index (CPI) inflation rose to 1.6% last month, up from 1.2% in November, the Office for National Statistics said. (BBC)

❖ Theresa May has said the UK "cannot possibly" remain within the European single market, as staying in it would mean "not leaving the EU at all". The PM promised to push for the "freest possible trade" with European countries and warned the EU that to try to "punish" the UK would be "an act of calamitous self-harm". (BBC)

❖ House price inflation picked up to 6.7% in the year to the end of November, according to the Office for National Statistics (ONS). In October, the figure had fallen to 6.4%, having previously peaked at 9.3% in June. (BBC)

❖ After months of Brexit uncertainty, the first faint outlines of a plan from Prime Minister Theresa May on Tuesday have given investors in Britain's pound something to work with at last - although substantial risks remain of the currency falling again. (Reuters)

❖ The United Nations expects global economic growth to rise to 2.7 percent this year and 2.9 percent in 2018, up from 2.2 percent in 2016, and said Brexit and U.S. President-elect Donald Trump's tax policies could have adverse effects. (Reuters)

## Economic News

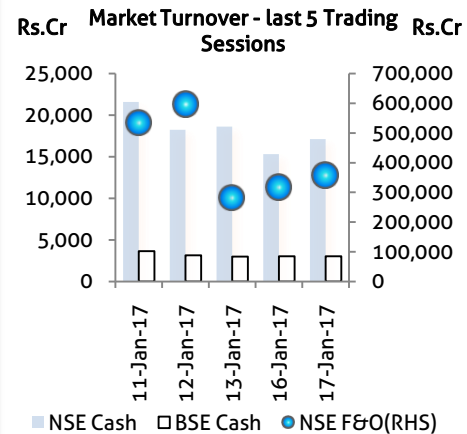
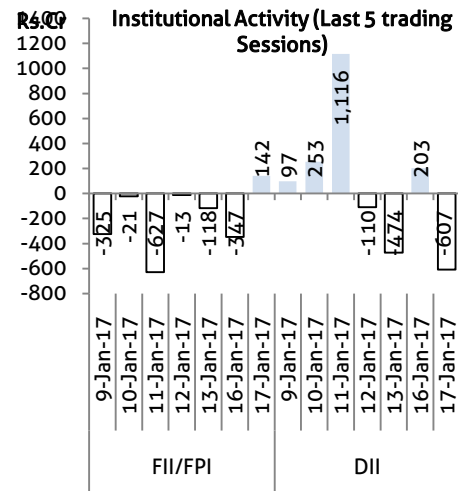
- ❖ RBI Governor Urjit Patel will brief here on Wednesday a parliamentary panel about demonetisation and its impact on the economy and the steps taken by the central bank to deal with the cash crunch.
- ❖ India's rough diamond imports fell 4.7 per cent in December from a year ago to \$1.398 billion, a trade body said on Tuesday, as the scrapping of high-value currency notes forced many small polishing units to idle their units.
- ❖ The jewellery industry, which suffered and saw about 80 per cent drop in demand following the demonetisation, is slowly recovering, although it may take over a year for things to become normal, market experts said.
- ❖ The government is considering allowing 100 per cent Foreign Direct Investment (FDI) through automatic route in single brand retail to attract a larger number of global players in the sector.
- ❖ The country's top sugar producing state Maharashtra has so far produced 27 per cent less sugar than a year ago as nearly a third of the total mills have stopped crushing due to cane shortage, government and industry officials told Reuters.
- ❖ The Finance Ministry on Tuesday denied allegations made by the Congress of engaging a tainted UK-based firm for printing plastic notes, saying no fresh contract has been given to the company during the last three years.
- ❖ In a relief to FPIs who were fearing multiple taxation, the tax department on Tuesday kept in abeyance its recent circular on indirect transfer of shares by foreign investors.
- ❖ India is projected to grow by 7.7 per cent in fiscal 2017, remaining the fastest growing large developing economy, as it benefits from strong private consumption and gradual introduction of significant domestic reforms, a United Nations report said.
- ❖ There is a possibility that the Indian General Anti-Avoidance Rules (GAAR) and tax treaties signed by India with countries such as Mauritius, Singapore and Cyprus and even other nations such as Netherlands may be partially or totally overridden by the Multilateral Instrument (MLI) to implement tax treaty related measures to prevent Base Erosion and Profit Sharing (BEPS).
- ❖ The goods and services tax (GST) is expected to be fiscally neutral and the resulting inflation impact is likely to be minimal at less than 20 bps, says a Nomura report.

## Domestic News

- ❖ CPSE ETF subscribed 4x by anchor investors, Reliance Nippon Life Asset received Rs6000 cr of bid as against Rs1500cr set for anchor investors
- ❖ State Bank of India has hit the international debt market with a benchmark issue to raise around \$500 million as part of its \$10-billion medium-term notes programme.
- ❖ Hinduja Ventures divests 6,11,47,056 equity shares of Hinduja Energy at an aggregate value of Rs 187.10 crore.
- ❖ Mercator set QIP issue price at Rs 40.75 after giving a discount of 4.79 percent for the allocation of 25 million shares.
- ❖ Bharat Wire Ropes has booked orders worth Rs 8 crore, with defence orders comprising nearly Rs 6.5 crore.

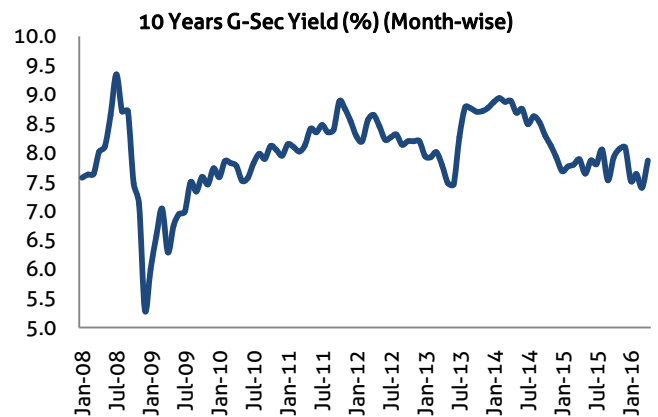
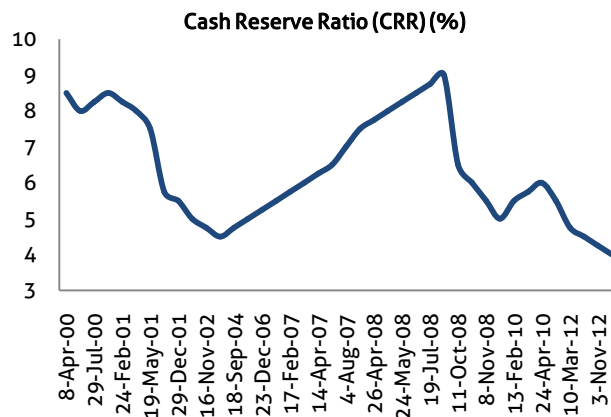
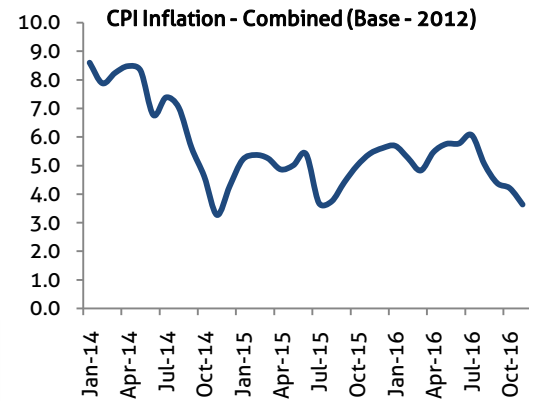
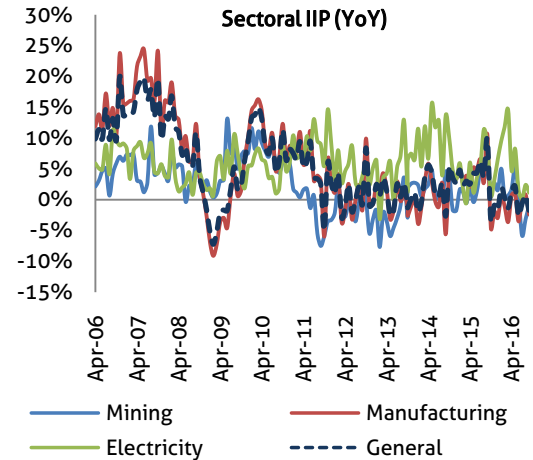
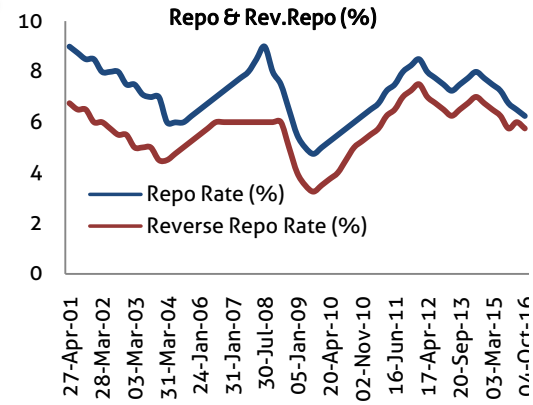
Global Forex	Closing	Chg	% Chg
EUR-USD	1.0693	(0.0019)	(0.00)
GBP-USD	1.2335	(0.0076)	(0.61)
USD-JPY	113.07	0.4500	0.40

Bond Markets	Closing	Chg
10-yr bond	6.76	9.00 bps
Interbank call	5.92	-5.56 bps



## Domestic News (Cont...)

- ❖ Indraprastha Gas said no settlement reached with North Delhi Municipal Corp on Rs 800 crore dispute.
- ❖ Reliance Defence & Engineering denied report of any interest in ABG Shipyard.
- ❖ Diageo Plc is considering increasing its majority stake in United Spirits.
- ❖ Government will not go in for "distress sale" of three SAIL subsidiaries and rather look for a management that will turn around the units.
- ❖ Telecom tower companies such as American Tower Corp and Bharti Infratel are exploring investments in fibre optic networks and small cells to create additional revenue opportunities.
- ❖ Cadila Healthcare set to buy California-based speciality pharma firm Sentyln Therapeutics for \$171 million.
- ❖ Cadila Healthcare and its subsidiary Zydus Pharma (USA) Inc have finalised an agreement with Kowa Company Ltd, Kowa Pharmaceuticals America Ind and Nissan Chemical Industries to settle all outstanding patent litigation related to Livalo tablets.
- ❖ India is seeking a dividend of up to \$2.2 billion from partly state-owned Hindustan Zinc.
- ❖ Hit by demonetisation and mounting bad loans, some public sector banks may skip paying dividend which will have implications for government receipts in the current financial.
- ❖ State-owned ONGC expects to scale peak output of about 5 million standard cubic meters per day from its Vashishta gas field in KG basin by July this year.
- ❖ Domestic air passenger traffic rose nearly 24 percent in December 2016 to 95.52 lakh from 77.09 lakh a year ago.
- ❖ Kirloskar Ferrous Industries informed bourses that the upgrade of Mini Blast Furnace has been completed and the commercial production has commenced from January 17.
- ❖ Indiabulls Real Estate has acquired FIM's entire stake of approx 74 per cent in IPL for a total consideration of around Rs 382 crore.
- ❖ ICICI Prudential Life has acquired 8.41% stake in financial technology service provider Fino Paytech for Rs100 cr
- ❖ Bihar decides to shut down liquor factories



## Bulk Deal - NSE

Date	Security Name	Client Name	Buy/Sell	Traded Qty.	Price
17-Jan-17	Cerebra Int Tech Ltd	SHAH NIRAJ RAJNIKANT	BUY	917022	31.3
17-Jan-17	Atlas Cycles (Haryana) Lt	ROHAN S HEGDE	SELL	19348	643.4
17-Jan-17	Gyscoal Alloys Ltd	MARFATIA NISHIL SURENDRA	SELL	858414	12.5
17-Jan-17	Simplex Projects Limited	BISHWANATH PRASAD AGRAWAL	SELL	69768	27.2

## Bulk Deal - BSE

Date	Security Name	Client Name	Buy/Sell	Traded Qty.	Price
17-Jan-17	CHLOGIST	MONARCH INFRA VENTURES	B	3,248,172	21.1
17-Jan-17	CHLOGIST	MILLENIUM PORTFOLIO SERVICES LIMITED	S	1,675,000	21.0
17-Jan-17	CEREBRAINT	NIRAJ RAJNIKANT SHAH	B	653,696	31.5
17-Jan-17	CHLOGIST	MARUTI CAPITAL SERVICES PRIVATE LIMITED	S	800,000	21.3
17-Jan-17	CHLOGIST	NEW DELHI MEDIA PRIVATE LIMITED	S	750,000	21.0

## Corporate Actions

Scrip Code	Scrip Name	Ex-Date	Purpose	Record Date
532259	APARINDS	19-Jan-17	Buy Back of Shares	20-Jan-17
532271	CYBERMAT	19-Jan-17	Reduction of Capital	20-Jan-17
533033	ISGEC	19-Jan-17	Interim Dividend - Rs. - 15.0000	20-Jan-17
533098	NHPC	19-Jan-17	Interim Dividend - Rs. - 1.7000	20-Jan-17
524764	NUTRA	19-Jan-17	Bonus issue 1:10	20-Jan-17
531898	SANGUI	19-Jan-17	Consolidation of Shares	20-Jan-17
500039	BANCOINDIA	20-Jan-17	Interim Dividend - Rs. - 5.0000	23-Jan-17
519455	NARBADA	20-Jan-17	Reduction of Capital	23-Jan-17
533229	BAJAJCORP	23-Jan-17	Interim Dividend - Rs. - 11.5000	24-Jan-17
537349	KTKHTP2D	23-Jan-17	Redemption of Mutual Fund	24-Jan-17
537351	KTKHTP2DD	23-Jan-17	Redemption of Mutual Fund	24-Jan-17
537348	KTKHTP2G	23-Jan-17	Redemption of Mutual Fund	24-Jan-17
537350	KTKHTP2GD	23-Jan-17	Redemption of Mutual Fund	24-Jan-17
532540	TCS	23-Jan-17	Interim Dividend - Rs. - 6.5000	24-Jan-17
509567	GOACARBON	24-Jan-17		25-Jan-17
533969	BSLFTPENDD	25-Jan-17	Redemption of Mutual Fund	27-Jan-17
533968	BSLFTPENG	25-Jan-17	Redemption of Mutual Fund	27-Jan-17
509675	HYDIND	25-Jan-17	Interim Dividend - Rs. - 10.0000	27-Jan-17
537412	IDFCEOS2DD	25-Jan-17	Redemption of Mutual Fund	27-Jan-17
537411	IDFCEOS2RD	25-Jan-17	Redemption of Mutual Fund	27-Jan-17
532819	MINDTREE	25-Jan-17		28-Jan-17
521064	TRIDENT	25-Jan-17		27-Jan-17

## Global Economic Calendar

Date	Country	Indicator	Current	Previous
16-Jan-17	JPY	Core Machinery Orders (YoY) (Nov)	8.10%	-5.60%
16-Jan-17	JPY	PPI (YoY) (Dec)	-1.50%	-2.20%
16-Jan-17	GBP	Rightmove House Price Index (MoM)		-2.10%
17-Jan-17	JPY	Industrial Production (MoM) (Nov)		1.50%
17-Jan-17	GBP	CPI (YoY) (Dec)	1.40%	1.20%
17-Jan-17	GBP	PPI Input (YoY) (Dec)	15.00%	12.90%
17-Jan-17	GBP	PPI Output (YoY) (Dec)	3.00%	2.30%
17-Jan-17	GBP	RPI (YoY) (Dec)	2.30%	2.20%
17-Jan-17	USD	NY Empire State Manufacturing Index (Jan)	10	9
18-Jan-17	GBP	Claimant Count Change (Dec)	3.7K	2.4K
18-Jan-17	GBP	Unemployment Rate (Nov)	4.90%	4.80%
18-Jan-17	USD	MBA 30-Year Mortgage Rate		4.32%
18-Jan-17	USD	CPI (MoM) (Dec)	0.30%	0.20%
18-Jan-17	USD	Industrial Production (MoM) (Dec)	0.40%	-0.40%
18-Jan-17	USD	Manufacturing Production (MoM) (Dec)	0.20%	-0.10%
18-Jan-17	USD	NAHB Housing Market Index (Jan)	70	70
19-Jan-17	USD	Beige Book		
19-Jan-17	USD	TIC Net Long-Term Transactions (Nov)		9.4B
19-Jan-17	USD	Building Permits (Dec)	1.220M	1.212M
19-Jan-17	USD	Housing Starts (Dec)	1.195M	1.090M
19-Jan-17	USD	Philadelphia Fed Manufacturing Index (Jan)	15	19.7
20-Jan-17	CNY	GDP (YoY) (Q4)	6.70%	6.70%
20-Jan-17	CNY	Industrial Production (YoY) (Dec)	6.10%	6.20%
20-Jan-17	GBP	Retail Sales (YoY) (Dec)	7.30%	5.90%

## Indian Economic Calendar

Date	Country	Indicator	Current	Previous
16-Jan-17	INR	WPI Inflation (YoY) (Dec)	3.50%	3.15%
20-Jan-17	INR	Bank Loan Growth		5.10%
20-Jan-17	INR	Deposit Growth		15.20%

## Research Team

Name	Designation	Email ID	Contact No.
Paras Bothra	President Equity Research	paras@ashikagroup.com	+91 22 6611 1704
Krishna Kumar Agarwal	Equity Research Analyst	krishna.a@ashikagroup.com	+91 33 4036 0646
Partha Mazumder	Equity Research Analyst	partha.m@ashikagroup.com	+91 33 4036 0647
Arijit Malakar	Equity Research Analyst	amalakar@ashikagroup.com	+91 33 4036 0644
Kapil Jagasia, CFA	Equity Research Analyst	kapil.j@ashikagroup.com	+91 22 6611 1715
Tirthankar Das	Technical & Derivative Analyst	tirthankar.d@ashikagroup.com	+91 33 4036 0645

SEBI Registration No. INH000000206

### Disclosure

The Research Analysts and /or Ashika Stock Broking Limited do hereby certify that all the views expressed in this research report accurately reflect their views about the subject issuer(s) or securities. Moreover, they also certify the followings:-

- The Research Analyst or Ashika Stock Broking Limited or his/its Associates or his/its relative, has any financial interest in the subject company (ies) covered in this report. **Yes**
- The Research Analyst or Ashika Stock Broking Limited or his/its Associates or his/its relative, have actual/beneficial ownership of 1% or more in the subject company, at the end of the month immediately preceding the date of the publication of the research report. **No**
- The Research Analyst or Ashika Stock Broking Limited or his/its Associates or his/its relatives has any material conflict of interest at the time of publication of the research report. **No**
- The Research Analyst or Ashika Stock Broking Limited or his/its Associates have received compensation for investment banking or merchant banking or brokerage services or for product other than for investment banking or merchant banking or brokerage services from the companies covered in this report in the past 12 months. **No**
- The Research Analyst or Ashika Stock Broking Limited or his/its Associates have managed or co managed in the previous 12 months any private or public offering of securities for the company (ies) covered in this report. **No**
- The Research Analyst or Ashika Stock Broking Limited or his/its Associates have received any compensation or other benefits from the company (ies) covered in this report or any third party in connection with the Research Report. **No**
- The Research Analyst has served as an officer, director or employee of the company (ies) covered in the research report. **No**
- The Research Analyst or Ashika Stock Broking Limited has been engaged in Market making activity of the company (ies) covered in the research report. **No**

### Disclaimer

This report is for the personal information of the authorized recipient and does not construe to be any investment, legal or taxation advice to you. Ashika Stock Broking Ltd. is not soliciting any action based upon it. This report is not for public distribution and has been furnished to you solely for your information and should not be reproduced or redistributed to any other person in any form. The report is based upon information that we consider reliable, but we do not represent that it is accurate or complete, and it should not be relied upon such. Ashika Stock Broking Ltd. or any of its affiliates or employees shall not be in anyway responsible for any loss or damage that may arise to any person from any inadvertent error in the information contained in this report. Ashika Stock Broking Ltd., or any of its affiliates or employees do not provide, at any time, any express or implied warranty of any kind, regarding any matter pertaining to this report, including without limitation the implied warranties of merchantability, fitness for a particular purpose, and non-infringement. The recipients of this report should rely on their own investigations.