

Equity	Latest	% Chg	NSE Sect. Indices	Latest	% Chg
Nifty	8417	0.23	NIFTY IT	10231.55	0.24
Sensex	27258	0.08	NIFTY BANK	19164.50	0.51
DowJones	19805	-0.11	NIFTY 500	7269.00	0.35
Nasdaq	5556	0.31	NIFTY FMCG	21529.55	0.40
Hangseng	22995	-0.45	NIFTY INFRA	2878.75	(0.13)
Shanghai	3115	0.06	NIFTY AUTO	9644.80	0.03
Nikkei	19070	0.93	NIFTY ENERGY	10403.90	(0.40)
Strait Times	3005	0.16	NIFTY PHARMA	10452.45	0.25
Kospi	2070	-0.02	Advances / Declines	BSE	NSE
Taiwan	9320	-0.23	Advances	1507	904
FTSE	7248	0.38	Declines	1257	705
CAC	4853	-0.13	Unchanged	161	88
DAX	11599	0.51	Total	2925	1697

Nifty Gainers		
Company	Price(Rs)	Chg(%)
ULTRACEMCO	3504.00	3.66
BHEL	132.60	3.63
HINDALCO	177.15	3.57
TATASTEEL	468.95	3.24
AUOPHARMA	728.00	2.91

Nifty Losers		
Company	Price(Rs)	Chg(%)
IDEA	67.30	(2.82)
NTPC	172.70	(1.71)
GAIL	438.00	(1.71)
HEROMOTOCO	3082.00	(1.62)
BOSCHLTD	21110.00	(1.43)

Vol. Shockers	Last Day (Lakh)	2 Wk Avg. (Lakh)	Vol. Ch. (Times)
SYMPHONY	19.30	2.0	10
ENIL	2.35	0.2	10
TRIL	2.42	0.3	9
PANACEABIO	4.32	0.5	9
FAZE3Q	13.99	1.8	8

Indian Forex	Closing	Chg	% Chg
USD/INR	67.936	(0.114)	(0.17)
GBP/INR	83.840	1.383	1.68
EUR/INR	72.597	0.095	0.13
JPY/INR	59.970	(0.010)	(0.02)

Precious Metal	Closing	Chg (Rs.)
Gold (Rs/10gm)	29162	(88)
Silver (Rs/1kg)	41680	530

Commodities	Price	% Chg.
Crude (US\$/BBL)	51.5	(2.17)
Brent (US\$/BBL)	54.4	(2.26)
Gold (US/oz)	1200.4	(1.13)
Silver (US\$/oz)	17.0	(0.99)
Copper (US\$/MT)	5721.0	(0.87)
Alum (US\$/MT)	1800.5	(0.28)
Zinc(US\$/MT)	2724.0	1.11

ADR	Cl. Values	% Chg.
ICICI Bank	7.93	1.93
HDFC Bank	64.31	(0.89)
Infosys	14.44	(0.35)
Vedanta Ltd	12.72	0.95
Dr. Deddy's Labs	43.76	0.09
Wipro	9.76	(1.51)
Tata Motors	38.35	0.37

Market Sensor

US market closed mixed on Wednesday as investors digested remarks from the top Federal Reserve official, having parsed through a series of corporate earnings and economic data. Dow Jones Industrial Average was down 0.11% or 22.05 points at 19804.72 Nasdaq Composite was up 0.31% or 16.93 points at 5555.66 Standard & Poor's 500 was up 0.18% or 4.00 points at 2271.89.

Indian Equity market managed to settle marginally higher in a volatile trade, continuing its prevailing consolidation phase. Sentiment was positive on good quarterly results, reported impressive economy data (CPI, IIP) and expectation of favorable union budget. Nifty ended the previous day with a gain of 0.23% or 19.00 points at 8417.00. On Wednesday's trading session, FII's bought net Rs.319.14 Cr in cash market and sold Rs.1532.83 Cr in derivative segment. Whereas, DII bought net Rs.245.03 Cr in cash segment.

Global News

❖ German Economy Minister Sigmar Gabriel said on Wednesday that the European Union needed to work on a new Stability and Growth Pact because the existing one placed too much emphasis on stability and not enough on growth. (Reuters)

❖ The number of people in work in Britain fell for a second time in a row in the three months to November, official data showed on Wednesday, a latest suggestion that the Brexit vote may be making employers nervous about hiring. (Reuters)

❖ Japan's top government spokesman said on Wednesday that stability in the foreign exchange market is very important and the government wants to closely monitor markets with a sense of urgency. (Reuters)

❖ A leading Federal Reserve proponent of low interest rates said on Tuesday the U.S. central bank might hike rates more aggressively if deficit spending under the Trump administration produced a quick economic boost. (Reuters)

❖ Prices of new homes in China grew last year at the fastest rate since 2011, but moderated enough in December to calm fears of a speculative bubble bursting with disastrous economic consequences. (Reuters)

Economic News

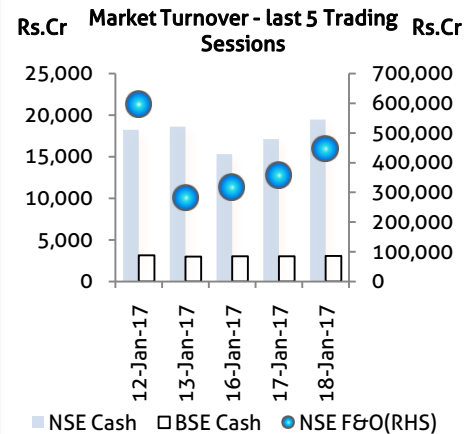
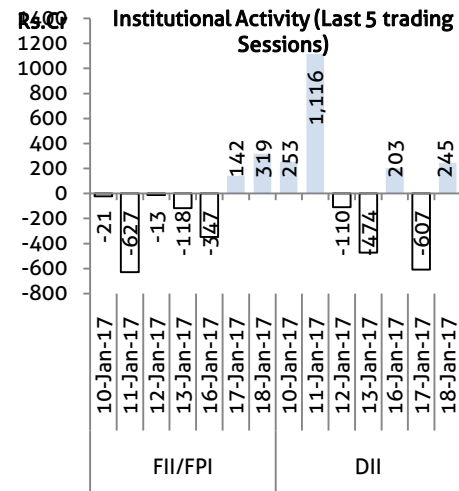
- ❖ The Reserve Bank of India (RBI) is likely to soon issue provisional data on how much of old notes were returned to banks from November 10 to December 30, in the wake of demonetisation.
- ❖ The Union Cabinet on Wednesday approved a loan of Rs 45,000 crore to the FCI out of the National Small Savings Fund, as well as exempted most states and UTs from the mandatory investment norms for funds collected under the NSSF scheme.
- ❖ With an aim of providing relief to heart patients, the government on Wednesday said it will fix prices of stents in the next 10-15 days.
- ❖ The first flight is likely to take off in March under the government's ambitious regional connectivity scheme, which has received as many as 45 initial proposals from 11 bidders.
- ❖ India is one of the most "dynamic emerging economies" and is likely to grow at 7.7 per cent this year on strong private demand and government reforms but excluding the effect of demonetisation, a UN report said .
- ❖ Hiring activity registered a 7 per cent decline in December amid uncertainty and this trend may continue for few more months, says a Naukri.Com report.
- ❖ The Reserve Bank of India has injected Rs 9.2 lakh cr (\$135.21 billion) worth of new currency notes into the banking system to help replace the notes banned in November, a parliamentary source quoted central bank governor Urjit Patel as saying on Wednesday.
- ❖ The Union Cabinet on Wednesday approved a pared-down modified special incentive package meant to boost electronics manufacturing by cutting down the application window by about one and a half year to December 31, 2018, and capping the outflow at Rs 10,000 crore.
- ❖ Economy lost momentum in the final three months of 2016 after Prime Minister Narendra Modi's ban on high-value notes hurt consumption and businesses but it is set to pick up this quarter, a Reuters poll found.
- ❖ Delhi Development Authority's new Housing Scheme with 12,000 flats on offer is now likely to be launched next month, with the delay being blamed on "lack" of basic infrastructure in "few pockets" falling under the scheme.
- ❖ In a bid to revamp the Indian railways, Railway minister Suresh Prabhu on Tuesday unveiled Mission 41k, a plan that would save Rs 41,000 crore over 10 years through an integrated energy management system, reported Livemint.

Domestic News

- ❖ The Cabinet approved plans to divest a 25 percent stake in each of the five fully-owned public sector general insurance companies by listing these on stock exchanges.
- ❖ Indian pharmaceutical industry grew by 29 per cent to Rs 2,04,627 crore in 2015-16 from Rs 1,77,734 crore in 2014-15, while it attracted FDI of \$2.25 billion during April 2014 to March 2016.
- ❖ Government approved a pact between India and United Arab Emirates on bilateral cooperation in the road transport and highway sector.
- ❖ Telecom Regulatory Authority of India will seek the opinion of the country's top law officer to decide whether free services provided by Reliance's telecom unit Jio Infocomm are predatory in nature.

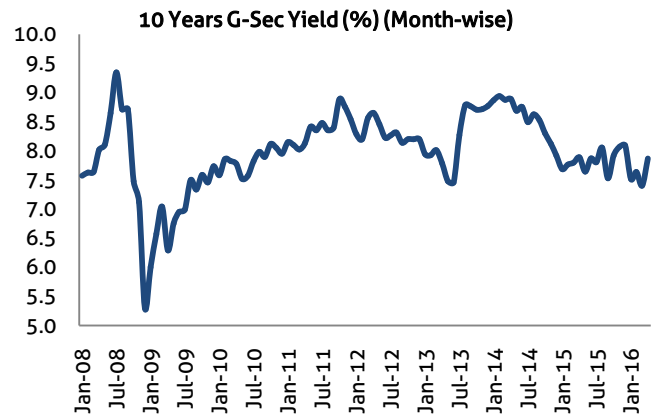
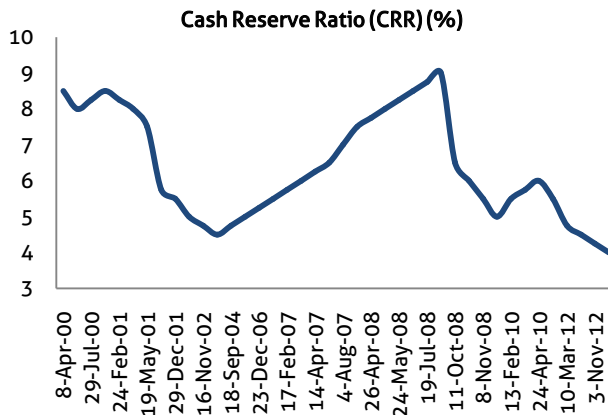
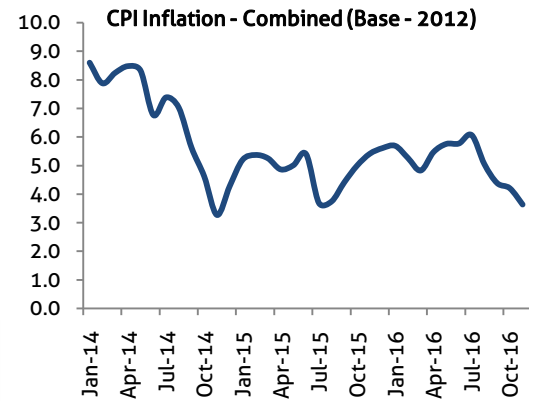
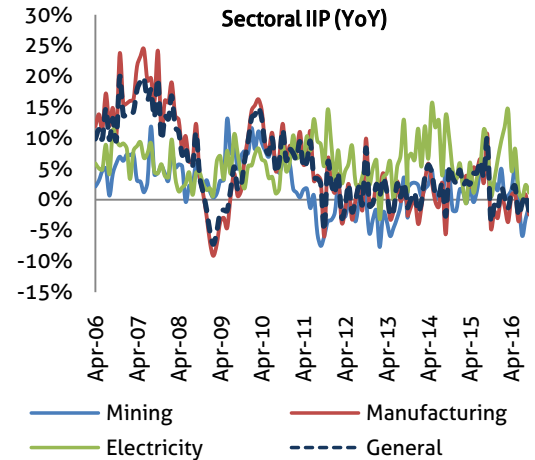
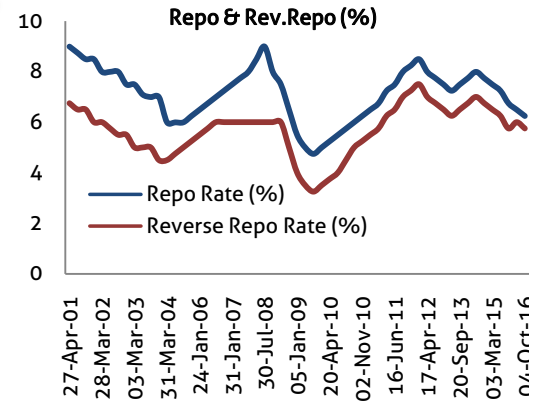
Global Forex	Closing	Chg	% Chg
EUR-USD	1.0639	0.0009	0.00
GBP-USD	1.2283	0.0024	0.20
USD-JPY	114.62	(0.0400)	(0.03)

Bond Markets	Closing	Chg
10-yr bond	6.69	-7.60 bps
Interbank call	6.00	7.52 bps



Domestic News (Cont...)

- ❖ Zydus Cadila has received approval from the US drug regulator for its chemotherapy drug for the US markets.
- ❖ India sugar output falls 5.3 percent YoY to 10.48 million tonne as of January 15.
- ❖ Cipla's unit Goldencross Pharma to sell its 100 percent stake in Four M Propack to Shriji Polymers for Rs 13.5 crore.
- ❖ Punjab National Bank signs MoU with India Post Payments Bank (IPPB) to provide technology platform for pilot launch of IPPB.
- ❖ Delhi High Court sanctioned scheme of amalgamation among HCL Technologies, Geometric and 3D PLM Software Solutions.
- ❖ Mangalore Refinery & Petrochemicals partially agrees to media article stating MRPL to invest Rs 24,000 crore in a massive expansion drive. However, adds that Karnataka Government is yet to allocate land for expansion plant.
- ❖ Private equity player Warburg Pincus has acquired around 14 percent stake in multiplex chain PVR for approximately Rs 820 crore.
- ❖ Trent to acquire 26.03 percent stake in Westland Ltd. for Rs 8.42 crore, making it a wholly-owned subsidiary of Trent.
- ❖ Cadila calls news report suggesting company set to buy U.S. firm for \$171 million speculative.
- ❖ British financier Edi Truell has renewed an offer to take over Tata Steel's U.K. pension scheme.
- ❖ IL&FS is in advanced talks to merge its wind energy assets with Chennai-based listed Orient Green Power.
- ❖ Sajjan Jindal's JSW Steel, Sudhir Maheshwari-led Synergy Capital and global private equity fund Blackstone are in discussions with lenders for a controlling stake in Monnet Ispat Energy through the strategic debt restructuring (SDR) route, said a media report.
- ❖ The National Company Law Tribunal admitted an insolvency petition filed by UB Engineering, part of the Vijay Mallya-owned UB Group.
- ❖ Aion Capital Partners -- a joint venture venture between Apollo Global Management and ICICI Venture is planning to throw a lifeline at the troubled steel maker Uttam Galva
- ❖ Indiabulls Real Estate's unit has received Rs 701 crore refund from the Delhi Development Authority following a judgement from the Supreme Court of India.



Bulk Deal - NSE

Date	Security Name	Client Name	Buy/Sell	Traded Qty.	Price
18-Jan-17	PVR Limited	GRAY BIRCH INVESTMENT LTD	BUY	2958888	1260.0
18-Jan-17	WABCO India Limited	AXIS MF LONG TERM EQUITY FUND	BUY	337562	5165.7
18-Jan-17	Qess Corp Limited	AXIS MF LONG TERM EQUITY FUND	BUY	1519956	675.0
18-Jan-17	TTK Healthcare Limited	AXIS MF LONG TERM EQUITY FUND	BUY	324803	885.0
18-Jan-17	Atlas Cycles (Haryana) Lt	N.K. SECURITIES	SELL	52379	675.2

Bulk Deal - BSE

Date	Security Name	Client Name	Buy/Sell	Traded Qty.	Price
18-Jan-17	SYMPHONY	AXIS LONG TERM EQUITY FUND	S	1,926,196	1183.0
18-Jan-17	ISTLTD	SMRIDHI REALTY AND TRADE LLP	S	280,000	765.3
18-Jan-17	SEIL	MRUDULABEN HARSHADBHAI PATEL	B	507,200	140.0
18-Jan-17	FAZE3Q	girik wealth advissos pvt ltd	B	717,192	62.3
18-Jan-17	ATLASCYCLE	ILLUMINATI TRADING PRIVATE LIMITED	S	34,656	673.5

Corporate Actions

Scrip Code	Scrip Name	Ex-Date	Purpose	Record Date
532259	APARINDS	19-Jan-17	Buy Back of Shares	20-Jan-17
532271	CYBERMAT	19-Jan-17	Reduction of Capital	20-Jan-17
533033	ISGEC	19-Jan-17	Interim Dividend - Rs. - 15.0000	20-Jan-17
533098	NHPC	19-Jan-17	Interim Dividend - Rs. - 1.7000	20-Jan-17
524764	NUTRA	19-Jan-17	Bonus issue 1:10	20-Jan-17
531898	SANGUI	19-Jan-17	Consolidation of Shares	20-Jan-17
500039	BANCOINDIA	20-Jan-17	Interim Dividend - Rs. - 5.0000	23-Jan-17
519455	NARBADA	20-Jan-17	Reduction of Capital	23-Jan-17
533229	BAJAJCORP	23-Jan-17	Interim Dividend - Rs. - 11.5000	24-Jan-17
537279	H369J29DD1	23-Jan-17	Dividend On Mutual Fund	24-Jan-17
537280	H369J29DQ1	23-Jan-17	Dividend On Mutual Fund	24-Jan-17
537283	H369J29RD1	23-Jan-17	Dividend On Mutual Fund	24-Jan-17
537284	H369J29RQ1	23-Jan-17	Dividend On Mutual Fund	24-Jan-17
537349	KTKHTP2D	23-Jan-17	Redemption of Mutual Fund	24-Jan-17
537351	KTKHTP2DD	23-Jan-17	Redemption of Mutual Fund	24-Jan-17
537348	KTKHTP2G	23-Jan-17	Redemption of Mutual Fund	24-Jan-17
537350	KTKHTP2GD	23-Jan-17	Redemption of Mutual Fund	24-Jan-17
532540	TCS	23-Jan-17	Interim Dividend - Rs. - 6.5000	24-Jan-17
509567	GOACARBON	24-Jan-17		25-Jan-17
533969	BSLFTPEND	25-Jan-17	Redemption of Mutual Fund	27-Jan-17
533968	BSLFTPENG	25-Jan-17	Redemption of Mutual Fund	27-Jan-17
509675	HYDIND	25-Jan-17	Interim Dividend - Rs. - 10.0000	27-Jan-17

Global Economic Calendar

Date	Country	Indicator	Actual	Forecast
16-Jan-17	JPY	Core Machinery Orders (YoY) (Nov)	8.10%	-5.60%
16-Jan-17	JPY	PPI (YoY) (Dec)	-1.50%	-2.20%
16-Jan-17	GBP	Rightmove House Price Index (MoM)		-2.10%
17-Jan-17	JPY	Industrial Production (MoM) (Nov)		1.50%
17-Jan-17	GBP	CPI (YoY) (Dec)	1.40%	1.20%
17-Jan-17	GBP	PPI Input (YoY) (Dec)	15.00%	12.90%
17-Jan-17	GBP	PPI Output (YoY) (Dec)	3.00%	2.30%
17-Jan-17	GBP	RPI (YoY) (Dec)	2.30%	2.20%
17-Jan-17	USD	NY Empire State Manufacturing Index (Jan)	10	9
18-Jan-17	GBP	Claimant Count Change (Dec)	3.7K	2.4K
18-Jan-17	GBP	Unemployment Rate (Nov)	4.90%	4.80%
18-Jan-17	USD	MBA 30-Year Mortgage Rate		4.32%
18-Jan-17	USD	CPI (MoM) (Dec)	0.30%	0.20%
18-Jan-17	USD	Industrial Production (MoM) (Dec)	0.40%	-0.40%
18-Jan-17	USD	Manufacturing Production (MoM) (Dec)	0.20%	-0.10%
18-Jan-17	USD	NAHB Housing Market Index (Jan)	70	70
19-Jan-17	USD	Beige Book		
19-Jan-17	USD	TIC Net Long-Term Transactions (Nov)		9.4B
19-Jan-17	USD	Building Permits (Dec)	1.220M	1.212M
19-Jan-17	USD	Housing Starts (Dec)	1.195M	1.090M
19-Jan-17	USD	Philadelphia Fed Manufacturing Index (Jan)	15	19.7
20-Jan-17	CNY	GDP (YoY) (Q4)	6.70%	6.70%
20-Jan-17	CNY	Industrial Production (YoY) (Dec)	6.10%	6.20%
20-Jan-17	GBP	Retail Sales (YoY) (Dec)	7.30%	5.90%

Indian Economic Calendar

Date	Country	Indicator	Actual	Forecast
16-Jan-17	INR	WPI Inflation (YoY) (Dec)	3.50%	3.15%
20-Jan-17	INR	Bank Loan Growth		5.10%
20-Jan-17	INR	Deposit Growth		15.20%

Research Team

Name	Designation	Email ID	Contact No.
Paras Bothra	President Equity Research	paras@ashikagroup.com	+91 22 6611 1704
Krishna Kumar Agarwal	Equity Research Analyst	krishna.a@ashikagroup.com	+91 33 4036 0646
Partha Mazumder	Equity Research Analyst	partha.m@ashikagroup.com	+91 33 4036 0647
Arijit Malakar	Equity Research Analyst	amalakar@ashikagroup.com	+91 33 4036 0644
Kapil Jagasia, CFA	Equity Research Analyst	kapil.j@ashikagroup.com	+91 22 6611 1715
Tirthankar Das	Technical & Derivative Analyst	tirthankar.d@ashikagroup.com	+91 33 4036 0645

SEBI Registration No. INH000000206

Disclosure

The Research Analysts and /or Ashika Stock Broking Limited do hereby certify that all the views expressed in this research report accurately reflect their views about the subject issuer(s) or securities. Moreover, they also certify the followings:-

- The Research Analyst or Ashika Stock Broking Limited or his/its Associates or his/its relative, has any financial interest in the subject company (ies) covered in this report. **Yes**
- The Research Analyst or Ashika Stock Broking Limited or his/its Associates or his/its relative, have actual/beneficial ownership of 1% or more in the subject company, at the end of the month immediately preceding the date of the publication of the research report. **No**
- The Research Analyst or Ashika Stock Broking Limited or his/its Associates or his/its relatives has any material conflict of interest at the time of publication of the research report. **No**
- The Research Analyst or Ashika Stock Broking Limited or his/its Associates have received compensation for investment banking or merchant banking or brokerage services or for product other than for investment banking or merchant banking or brokerage services from the companies covered in this report in the past 12 months. **No**
- The Research Analyst or Ashika Stock Broking Limited or his/its Associates have managed or co managed in the previous 12 months any private or public offering of securities for the company (ies) covered in this report. **No**
- The Research Analyst or Ashika Stock Broking Limited or his/its Associates have received any compensation or other benefits from the company (ies) covered in this report or any third party in connection with the Research Report. **No**
- The Research Analyst has served as an officer, director or employee of the company (ies) covered in the research report. **No**
- The Research Analyst or Ashika Stock Broking Limited has been engaged in Market making activity of the company (ies) covered in the research report. **No**

Disclaimer

This report is for the personal information of the authorized recipient and does not construe to be any investment, legal or taxation advice to you. Ashika Stock Broking Ltd. is not soliciting any action based upon it. This report is not for public distribution and has been furnished to you solely for your information and should not be reproduced or redistributed to any other person in any form. The report is based upon information that we consider reliable, but we do not represent that it is accurate or complete, and it should not be relied upon such. Ashika Stock Broking Ltd. or any of its affiliates or employees shall not be in anyway responsible for any loss or damage that may arise to any person from any inadvertent error in the information contained in this report. Ashika Stock Broking Ltd., or any of its affiliates or employees do not provide, at any time, any express or implied warranty of any kind, regarding any matter pertaining to this report, including without limitation the implied warranties of merchantability, fitness for a particular purpose, and non-infringement. The recipients of this report should rely on their own investigations.