

Equity	Latest	% Chg	NSE Sect. Indices	Latest	% Chg
Nifty	10141	(0.06)	NIFTY IT	10651.35	(0.03)
Sensex	32401	(0.01)	NIFTY BANK	24965.05	(0.31)
DowJones	22413	0.19	NIFTY 500	8938.40	(0.15)
Nasdaq	6456	(0.08)	NIFTY FMCG	25698.55	0.20
Hangseng	28120	(0.03)	NIFTY INFRA	3409.80	0.00
Shanghai	3366	0.00	NIFTY AUTO	11103.45	(0.60)
Nikkei	7320	0.80	NIFTY ENERGY	13410.30	(0.03)
Strait Times	3213	(0.17)	NIFTY PHARMA	9319.85	0.28
Kospi	2409	(0.14)	Advances / Declines	BSE	NSE
Taiwan	10566	0.44	Advances	1212	790
FTSE	7272	(0.05)	Declines	1378	897
CAC	5242	0.08	Unchanged	148	71
DAX	12569	0.06	Total	2738	1758

Nifty Gainers		
Company	Price(Rs)	Chg(%)
DRREDDY	2325.00	3.72
BANKBARODA	148.10	2.46
TATASTEEL	687.45	1.63
ITC	271.70	1.44
ONGC	167.95	1.24

Nifty Losers		
Company	Price(Rs)	Chg(%)
BPCL	494.50	(2.45)
HEROMOTOCO	3850.00	(2.39)
TATAMOTORS	414.55	(2.15)
AMBUJACEM	279.05	(2.12)
SUNPHARMA	506.45	(1.81)

Vol. Shockers	Last Day (Lakh)	2 Wk Avg. (Lakh)	Vol. Ch. (Times)
MAGMA	48.65	5.0	10
BANKBARODA	801.40	88.3	9
INDOTECH	3.31	0.4	9
MOLDTKPAC	2.75	0.3	8
ISGEC	0.79	0.1	8

Indian Forex	Closing	Chg	% Chg
USD/INR	64.364	0.187	0.29
GBP/INR	87.026	0.214	0.25
EUR/INR	77.249	0.231	0.30
JPY/INR	57.760	0.310	0.54

Precious Metal	Closing	Chg (Rs.)
Gold (Rs/10gm)	29916	264
Silver (Rs/1kg)	39750	(150)

Commodities	Price	% Chg.
Crude (US\$/BBL)	50.7	1.71
Brent (US\$/BBL)	56.1	1.32
Gold (US/oz)	1302.7	(1.02)
Silver (US\$/oz)	17.1	(1.32)
Copper (US\$/MT)	6520.0	0.43
Alum (US\$/MT)	2164.0	2.68
Zinc(US\$/MT)	3170.0	1.49

ADR	Cl. Values	% Chg.
ICICI Bank	9.10	(1.20)
HDFC Bank	99.90	0.10
Infosys	14.80	1.00
Tata Steel Ltd	20.50	(0.70)
Dr. Deddy's Labs	34.50	0.10
Wipro	5.80	(1.90)
Tata Motors	31.80	1.30

Market Sensor

US Market closed at record highs and bank stocks surged after the Federal Reserve indicated another rate hike this year was possible and that it would begin the unwinding of its balance sheet next month. Dow Jones Industrial Average was up 0.19% or 41.79 points at 22412.59. Nasdaq Composite was down 0.08% or 5.28 points at 6456.04. Standard & Poor's 500 was up 0.06% or 1.59 points at 2508.24.

Indian Equity market traded range bound and ended almost unchanged, mirroring previous days move as all eyes turned to US Federal Reserve's policy decision. The Fed said it would begin shedding some of the \$4.5 trillion in investments starting next month. Nifty ended the previous day with a decline of 0.06% or 6.40 points at 10141.15. On Wednesday's trading session, FII's sold net Rs.1185.44 Cr in cash market and bought Rs.457.31 Cr in derivative segment. Whereas, DII bought net Rs.946.23 Cr in cash segment.

Global News

❖ The Bank of Japan is expected to reassure markets on Thursday that it will lag well behind its U.S. counterpart in scaling back its massive stimulus, as an improving economy has yet to boost inflation anywhere near its elusive 2 percent target. (Reuters)

❖ The Federal Reserve, the world's largest holder of U.S. debt, announced on Wednesday it was edging back from the market and investors barely budged. (Reuters)

❖ Growth rates among the world's major economies are synchronising at levels not seen in years as the euro zone catches up with United States, the OECD said on Wednesday in an update of its forecasts. (Reuters)

❖ Booming shipments of cars and electronics in August drove up Japan's exports at the fastest pace in nearly four years, further evidence that overseas demand is strong enough to support healthy economic growth. (Reuters)

❖ British retail sales unexpectedly surged in August, boosting chances the Bank of England will raise interest rates for the first time in a decade at its next meeting. (Reuters)

Economic News

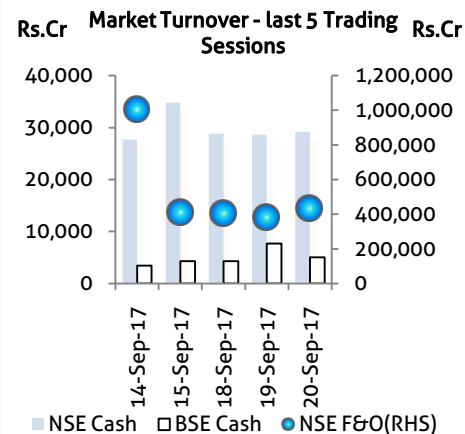
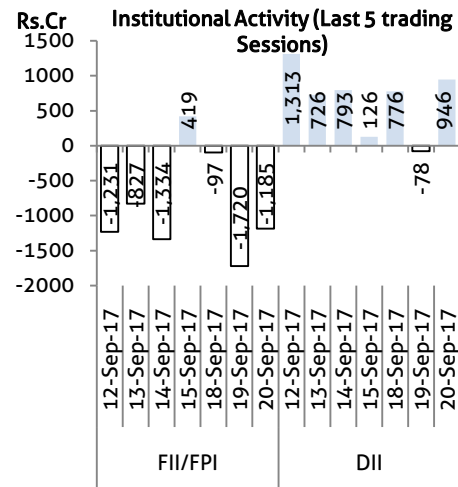
- ❖ All peer-to-peer lending (P2P) platforms will be regulated by the Reserve Bank of India (RBI). A government of India gazette notification stated that all the P2P platforms will be treated as non-banking financial companies (NBFCs) and will be brought under the ambit of the banking regulator.
- ❖ Foreign exchange earnings (FEEs) from tourism in the month of August this year were Rs 1,369 crore more than that during the same period last year, the tourism ministry has said.
- ❖ Auction of 54 mineral blocks in the current fiscal is likely to fetch Rs 1.5 lakh crore to the mineral-rich states' exchequer, a top official said on Wednesday.
- ❖ India's share of total investments into the six-member Gulf Cooperation Council has risen from 4.7 per cent in 2011 to 16.2 per cent in 2016, according to a research report.
- ❖ Trai Chairman R S Sharma on Wednesday dismissed charges of non-transparency in its decision to cut call connect rate, saying the cost calculation is objective and scientific and there is no question of "helping or harming" any operator.
- ❖ India has replaced China as the numero uno retail destination in 2017 as part of the global retail development index, according to industry experts.
- ❖ Finance Minister Arun Jaitley on Wednesday hinted at a package of measures to boost the economy, while virtually ruling out any cut in duties on petroleum products to check the spike in fuel prices.
- ❖ The Union Cabinet on Wednesday approved 78 days productivity-linked bonus for non-gazetted rail employees, Finance Minister Arun Jaitley said. The decision was taken at a Cabinet meeting chaired by Prime Minister Narendra Modi. Addressing a press conference, Jaitley said, "The Cabinet has approved 78 days Productivity-Linked Bonus for non-gazetted rail employees for 2016-17."
- ❖ India and Afghanistan will hold a mega trade & investment show in Delhi between Sep 27-30 facilitated by the US in the backdrop of Donald Trump's call to the Modi government to expand socio-economic projects for the Afghans.
- ❖ Investments in cryptocurrency have come under the radar of tax authorities and investigation agencies amid concerns that they could have become conduits for illicit flows and the movement of black money.

Domestic News

- ❖ Tata Steel Ltd and German major Thyssenkrupp AG have signed a memorandum of understanding to create Europe's second-largest steel enterprise by combining the flat steel businesses of the two companies.
- ❖ Prudential and ICICI Bank are looking to sell 6 per cent stake in newly-listed ICICI Prudential Life, ET Now reported. The move would enable the promoters to bring down their stakes in the company and meet the minimum public holding norms of 25 per cent.
- ❖ Max Financial is in talks with the Aditya Birla Group to explore a merger of their life insurance businesses--Birla Sun Life and Max Life Insurance.
- ❖ Mahindra & Mahindra agreed to acquire Turkey's fourth-largest tractor manufacturer, Erkunt Traktor Sanayii, and an associate company for an enterprise value (of Rs 735 crore) of \$117 million.

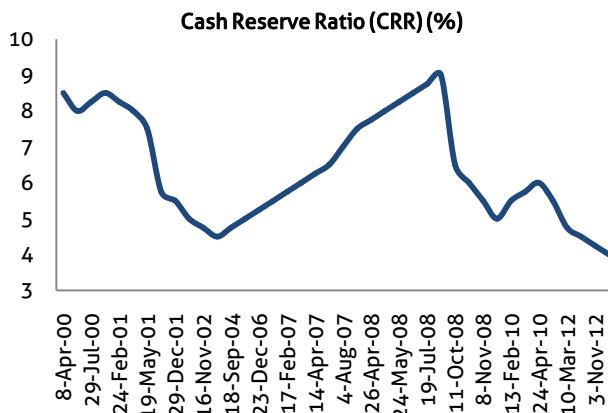
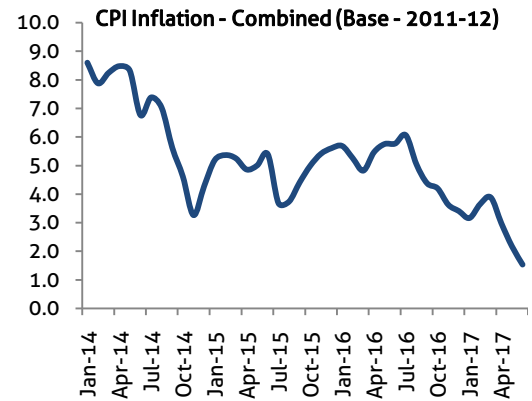
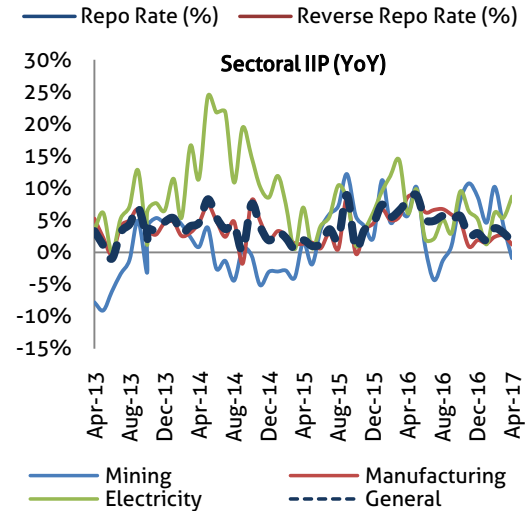
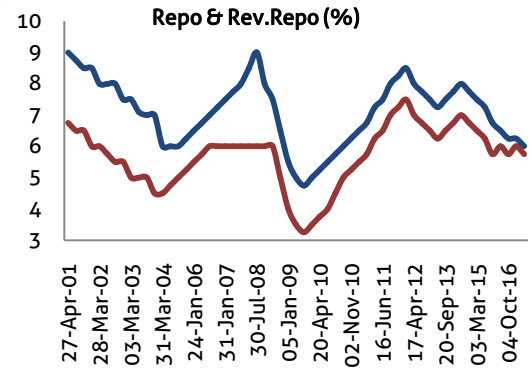
Global Forex	Closing	Chg	% Chg
EUR-USD	1.1256	0.0002	0.02
GBP-USD	1.3492	(0.0002)	(0.01)
USD-JPY	112.46	0.2300	0.20

Bond Markets	Closing	Chg
10-yr bond	6.94	-2.40 bps
Interbank call	5.89	-6.61 bps



Domestic News (Cont...)

- ❖ Reliance Industries (RIL) is keeping its options open to significantly expand its giant Jamnagar refinery in the long run depending on fuel demand, but it has not taken any investment decision for such a project, according to industry sources and an agency report.
- ❖ NPPA has fixed the ceiling price for 39 more drug formulations, including those for treatment of cancer, TB, malaria and hepatitis B.
- ❖ NBCC bags Rs 3,200 crore project from the finance ministry to develop a residential-cum-office complex in Mumbai.
- ❖ Novartis India board to consider buyback proposal at its meeting on September 25.
- ❖ SMS Pharma mulls joint venture with Chemo S.A. (Switzerland).
- ❖ Granules to raise up to USD 39 million with upside option up to USD 54.5 million via QIP, sets floor price at Rs 121.25 per share.
- ❖ Car sales in India are expected to grow by nine per cent this year riding on the back of GST regime as well as new product launches, Moody's Investors Service said.
- ❖ Hero MotoCorp has crossed 75 million cumulative sales milestone, a senior company official said on Wednesday. The company, which has set a target of achieving cumulative sales of 100 million units by 2020, also targeting double digit growth during the festival season this year.
- ❖ Strides Shasun has received approval from the United States health regulator for generic Omega-3-acid ethyl esters softgel capsules used for reducing lipid in the blood.
- ❖ Larsen & Toubro has won a Rs 1,700 crore contract in Kuwait for building a crude oil pipeline.
- ❖ Oil and Natural Gas Corp plans to relinquish its coal bed methane (CBM) block in Raniganj, West Bengal, but is on course to produce gas from another CBM block in Bokaro in February, a senior executive said.
- ❖ ITC has set an internal target of generating Rs65,000 crore from packaged foods by 2030 to reach its goal of Rs1 trillion revenue from non-cigarette packaged goods by that time.
- ❖ SC has asked Unitech to pay Rs 80,000 each to 39 buyers in Gurgaon project; instructs Parsvnath to pay interest at 10 per cent per annum to 70 buyers in Ghaziabad project.



Bulk Deal - NSE

Date	Security Name	Client Name	Buy/Sell	Traded Qty.	Price
20-Sep-17	Kajaria Ceramics Ltd	WESTBRIDGE CROSSOVER FUND LLC FDI	SELL	3575000	722.6
20-Sep-17	Magma Fincorp Limited	LEAPFROG FINANCIAL INCLUSION INDIA HOLDINGS LTD	SELL	1600000	180.1
20-Sep-17	Bharat Road Network Ltd	AUM COMMODITY SERVICES PRIVATE LIMITED	BUY	1140000	186.8
20-Sep-17	Veto Switchgear Cable Ltd	VETO ELECTROPOWERS INDIA PRIVATE LIMITED	SELL	500000	217.5
20-Sep-17	Walchandnagar Ind. Ltd	N.K. SECURITIES	SELL	394411	228.9

Bulk Deal - BSE

Date	Security Name	Client Name	Buy/Sell	Traded Qty.	Price
20-Sep-17	BANKBARODA	THELEME MASTER FUND LIMITED	S	75,817,327	147.1
20-Sep-17	MAGMA	LEAPFROG FINANCIAL INCLUSION INDIA HOLDINGS LTD	S	3,700,000	180.1
20-Sep-17	RIIL	WAY2WEALTH ENTERPRISES PRIVATE LIMITED	S	141,974	581.3
20-Sep-17	WALCHANNAG	WAY2WEALTH ENTERPRISES PRIVATE LIMITED	S	288,319	227.3
20-Sep-17	HINDTIN	PARTH INFIN BROKERS PVT. LTD.	B	410,188	100.8

Corporate Actions

Scrip Code	Scrip Name	Ex-Date	Purpose	Record Date
511756	ABIRAFN	21-Sep-17	Dividend - Rs. - 0.3000	-
539620	AINFRA	21-Sep-17	Dividend - Rs. - 0.5000	-
515055	ANANTRAJ	21-Sep-17	Dividend - Rs. - 0.2400	-
533758	APLAPOLLO	21-Sep-17	Dividend - Rs. - 12.0000	-
532914	ARCOTECH	21-Sep-17	Dividend - Rs. - 0.3000	-
512247	ASHCAP	21-Sep-17	Dividend - Rs. - 0.0400	-
533271	ASHOKA	21-Sep-17	Final Dividend - Rs. - 0.8000	-
506194	ASL	21-Sep-17	Final Dividend - Rs. - 1.0000	-
531795	ATULAUTO	21-Sep-17	Final Dividend - Rs. - 1.5000	-
532668	AURIONPRO	21-Sep-17	Dividend - Rs. - 1.0000	-
514442	BWPL	21-Sep-17	Dividend - Rs. - 1.0000	-
531158	CATVISION	21-Sep-17	Dividend - Rs. - 1.0000	-
539800	CHDCHEM	21-Sep-17	Final Dividend - Rs. - 0.1000	-
530829	CILSEC	21-Sep-17	Dividend - Rs. - 0.5000	22-Sep-17
532339	COMPUSOFT	21-Sep-17	Final Dividend - Rs. - 0.1000	-
538922	COSYN	21-Sep-17	Dividend - Rs. - 1.0000	-
506414	DUPHARIN	21-Sep-17	Final Dividend - Rs. - 2.5000	-
532219	ENERGYDEV	21-Sep-17	Dividend - Rs. - 0.5000	-
513536	GNRL	21-Sep-17	Final Dividend - Rs. - 0.1000	-
505576	GOLCRSFI	21-Sep-17	Dividend - Rs. - 0.5000	-
530655	GOODLUCK	21-Sep-17	Final Dividend - Rs. - 0.7500	-
522217	GUJAPOLLO*	21-Sep-17	Dividend - Rs. - 2.5000	-

Global Economic Calendar

Date	Curr.	Event	Actual	Forecast	Previous
18/09/2017	EUR	CPI (YoY) (Aug)		1.50%	1.50%
18/09/2017	USD	NAHB Housing Market Index (Sep)		67	68
19/09/2017	USD	TIC Net Long-Term Transactions (Jul)			34.4B
19/09/2017	EUR	Current Account n.s.a. (Jul)			28.1B
19/09/2017	USD	Building Permits (Aug)		1.220M	1.230M
19/09/2017	USD	Current Account (Q2)		-115.0B	-116.8B
19/09/2017	USD	Export Price Index (MoM) (Aug)		0.20%	0.40%
19/09/2017	USD	Housing Starts (Aug)		1.175M	1.155M
19/09/2017	USD	Import Price Index (MoM) (Aug)		0.30%	0.10%
20/09/2017	JPY	Trade Balance (Aug)		94B	419B
20/09/2017	GBP	Retail Sales (YoY) (Aug)		1.10%	1.30%
20/09/2017	USD	MBA 30-Year Mortgage Rate			4.03%
20/09/2017	USD	Existing Home Sales (MoM) (Aug)		0.10%	-1.30%
20/09/2017	USD	Fed Interest Rate Decision			
21/09/2017	GBP	Public Sector Net Borrowing (Aug)			-0.76B
21/09/2017	USD	Continuing Jobless Claims		1,968K	1,944K
21/09/2017	USD	Initial Jobless Claims		300K	284K
21/09/2017	USD	Philadelphia Fed Manuf Index (Sep)		17.2	18.9
21/09/2017	USD	House Price Index (MoM) (Jul)			0.10%
21/09/2017	EUR	Consumer Confidence (Sep)		-1.5	-1.5
22/09/2017	EUR	Manufacturing PMI (Sep)		57.2	57.4
22/09/2017	GBP	CBI Industrial Trends Orders (Sep)		10	13
22/09/2017	USD	Manufacturing PMI (Sep)		53	52.8
22/09/2017	USD	Services PMI (Sep)		56	56

Indian Economic Calendar

Date	Curr.	Event	Actual	Forecast	Previous

Research Team

Name	Designation	Email ID	Contact No.
Paras Bothra	President Equity Research	paras@ashikagroup.com	+91 22 6611 1704
Sanjeev Jain	AVP Equity Research	sanjeev.j@ashikagroup.com	+91 33 4036 0650
Krishna Kumar Agarwal	Equity Research Analyst	krishna.a@ashikagroup.com	+91 33 4036 0646
Partha Mazumder	Equity Research Analyst	partha.m@ashikagroup.com	+91 33 4036 0647
Arijit Malakar	Equity Research Analyst	amalakar@ashikagroup.com	+91 33 4036 0644
Kapil Jagasia	Equity Research Analyst	kapil.j@ashikagroup.com	+91 22 6611 1715
Tirthankar Das	Technical & Derivative Analyst	tirthankar.d@ashikagroup.com	+91 33 4036 0645

Ashika Stock Broking Limited ("ASBL") or Research Entity has started its journey in the year 1994 and is engaged in the business of broking services, depository services, distributor of financial products (Mutual fund, IPO & Bonds). This research report has been prepared and distributed by ASBL in the sole capacity of a Research Analyst (Reg No. INH00000206) of SEBI (Research Analyst) Regulations 2014. ASBL is a wholly owned subsidiary of Ashika Global Securities (P) Ltd., a RBI registered non-deposit taking NBFC Company. Ashika group (details is enumerated on our website www.ashikagroup.com) is an integrated financial service provider inter alia engaged in the business of Investment Banking, Corporate Lending, Commodity Broking, Debt Syndication & Other Advisory Services.

There were no significant and material disciplinary actions against ASBL taken by any regulatory authority during last three years.

Disclosure

ASBL or its associates, its Research Analysts (including their relatives) may have financial interest in the subject company(ies). However, the said financial interest is not limited to having an open stock market position in /acting as advisor to /having a loan transaction with the subject company(ies) apart from registration as clients.

- ASBL or its Research Analysts (including their relatives) do not have any actual / beneficial ownership of 1% or more of securities of the subject company(ies) at the end of the month immediately preceding the date of publication of this report or date of the public appearance. However ASBL's associates may have actual / beneficial ownership of 1% or more of securities of the subject company(ies).
- ASBL or their Research Analysts (including their relatives) do not have any other material conflict of interest at the time of publication of this research report or date of the public appearance. However ASBL's associates might have an actual / potential conflict of interest (other than ownership).
- ASBL or its associates may have received compensation for investment banking, merchant banking, and brokerage services and for other products and services from the subject companies during the preceding 12 months. However, ASBL or its associates or its Research analysts (forming part of Research Desk) have not received any compensation or other benefits from the subject companies or third parties in connection with the research report. Moreover, Research Analysts have not received any compensation from the companies mentioned herein in the past twelve months.
- ASBL or their Research Analysts have not managed or co-managed public offering of securities for the subject company(ies) in the past twelve months. However ASBL's associates may have managed or co-managed public offering of securities for the subject company(ies) in the past twelve months.
- Research Analysts have not served as an officer, director or employee of the companies mentioned in the report.
- Neither ASBL nor its Research Analysts have been engaged in market making activity for the companies mentioned in the report.

Disclaimer

The research recommendation and information herein are solely for the personal information of the authorized recipient and does not construe to be an offer documents or any investment, legal or taxation advice or solicitation of any action based upon it. This report is not for public distribution or use by any person or entity, where such distribution, publication, availability or use would be contrary to law, regulation or subject to any registration or licensing requirement. We will not treat recipients as customer by virtue of their receiving this report. The report is based upon the information obtained from public sources that we consider reliable, but we do not guarantee its accuracy or completeness. ASBL shall not be in anyways responsible for any loss or damage that may arise to any such person from any inadvertent error in the information contained in this report. The recipients of this report should rely on their own investigations.