

Equity	Latest	% Chg	NSE Sect. Indices	Latest	% Chg
Nifty	8074	-0.07	NIFTY IT	9476.45	(0.21)
Sensex	26150	-0.30	NIFTY BANK	18959.05	(0.67)
DowJones	18868	-0.19	NIFTY 500	6908.50	0.07
Nasdaq	5322	-0.23	NIFTY FMCG	19959.90	(0.96)
Hangseng	22344	0.37	NIFTY INFRA	2718.20	0.57
Shanghai	3193	-0.49	NIFTY AUTO	8983.85	0.77
Nikkei	17967	0.59	NIFTY ENERGY	9797.25	1.23
Strait Times	2839	0.89	NIFTY PHARMA	10751.45	1.47
Kospi	1975	-0.30	Advances / Declines	BSE	NSE
Taiwan	9009	0.15	Advances	1328	842
FTSE	6776	-0.28	Declines	1253	756
CAC	4504	-0.52	Unchanged	166	77
DAX	10665	-0.20	Total	2747	1675

Nifty Gainers		
Company	Price(Rs)	Chg(%)
NTPC	158.50	4.41
EICHERMOT	21765.00	3.47
SUNPHARMA	687.00	2.65
BHARTIARTL	303.20	2.04
HEROMOTOCO	2934.05	2.04

Nifty Losers		
Company	Price(Rs)	Chg(%)
ZEEL	446.00	(2.83)
ASIANPAINT	900.00	(2.01)
TATASTEEL	385.00	(1.97)
GAIL	426.65	(1.91)
INFRATEL	352.00	(1.91)

Vol. Shockers	Last Day (Lakh)	2 Wk Avg. (Lakh)	Vol. Ch. (Times)
ORIENTCEM	5.16	1.1	5
SHRIRAMCIT	0.34	0.1	5
PETRONET	8.95	2.1	4
DWARAKESH	2.08	0.5	4
UPERGANGES	3.51	0.9	4

Indian Forex	Closing	Chg	% Chg
USD/INR	68.094	0.183	0.27
GBP/INR	84.416	0.098	0.12
EUR/INR	72.213	(0.349)	(0.48)
JPY/INR	61.560	(0.540)	(0.87)

Precious Metal	Closing	Chg(Rs.)
Gold (Rs/10gm)	29106	(424)
Silver (Rs/1kg)	40300	(1020)

Commodities	Price	% Chg.
Crude (US\$/BBL)	45.7	1.69
Brent (US\$/BBL)	46.9	1.85
Gold (US/oz)	1208.7	(0.04)
Silver (US\$/oz)	16.5	(0.18)
Copper (US\$/MT)	5446.0	0.37
Alum(US\$/MT)	1712.0	1.15
Zinc(US\$/MT)	2535.0	1.64

ADR	Cl. Values	% Chg.
ICICI Bank	7.76	(0.77)
HDFC Bank	64.57	(0.43)
Infosys	13.89	(1.49)
Vedanta Ltd	11.88	(5.26)
Dr. Deddy's Labs	46.30	(1.59)
Wipro	9.24	(0.43)
Tata Motors	34.09	(0.38)

Market Sensor

US market closed slightly lower on Friday, led by health care, as investors digested Federal Reserve officials' remarks on monetary policy and falling oil prices. Dow Jones Industrial Average was down 0.19% or 35.89 points at 18867.93 Nasdaq Composite was down 0.23% or 12.46 points at 5321.51 Standard & Poor's 500 was down 0.24% or 5.22 points at 2181.90

Indian Equity market settled on flat note in a volatile trading session on Friday, citing mixed domestic and global cues. Market lost around 7 percent in last four consecutive weeks due to demonetisation move by the government, US elections and fears of likely Fed rate hike in December. Nifty ended the previous day with a decline of 0.07% or 5.85 points at 8074.10. On Friday's trading session, FII's sold net Rs.926.32 Cr in cash market and bought Rs.281.06 Cr in derivative segment. Whereas, DII bought net Rs.1143.44 Cr in cash segment.

Global News

❖ British finance minister Philip Hammond said on Sunday he would aim to help struggling families and boost the country's long-term growth prospects when he announces Britain's first budget plans since the Brexit vote next week. (Reuters)

❖ Japanese Prime Minister Shinzo Abe said on Saturday that a way to concluding a peace treaty with Russia is "coming into sight," raising hopes for tangible progress on a decades-old territorial row at bilateral summit meetings set for mid-December in Japan. (Reuters)

❖ Chinese state media warned U.S. President-elect Donald Trump on Saturday against flip-flopping on trade deals in Asia, as Asia-Pacific leaders gathered for a summit amid fears that growing protectionism will stunt global economic growth. (Reuters)

❖ Leaders of Pacific rim nations scrambled to find new free-trade options on Friday as a looming Donald Trump presidency in the United States sounded a possible death knell for the Trans-Pacific Partnership (TPP). (Reuters)

❖ Slowly but surely, the economic policy tide in Europe is turning, and it may only be a matter of time before Germany is swept up. (Reuters)

Economic News

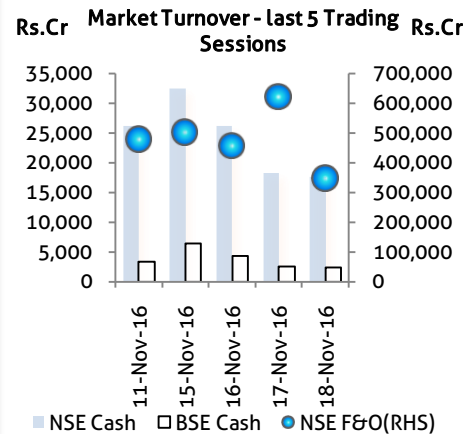
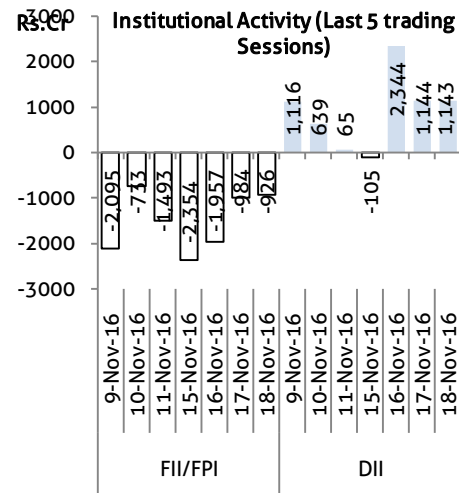
- ❖ Uttar Pradesh government on Friday hiked the state sugarcane price by Rs 25 per quintal or a little over 9% to Rs 305 per quintal for the ongoing 2016-17 crushing season.
- ❖ The cash crunch arising out of demonetisation is expected to paralyse economic activity in the short-term, and the 2017-18 GDP growth is likely to be 5.8%, says a report.
- ❖ The Union government plans to double the number of airports in the country over the next two to three years to serve the largely untapped domestic aviation industry which has seen an increase in passengers, Minister of State for Civil Aviation, Jayant Sinha has said.
- ❖ Fund raising by listed companies from institutional investors plunged by 78 per cent to Rs 2,818 crore in the first six months of the current fiscal.
- ❖ Encouraging participation of states in rail projects, Indian Railway has taken up more than 40 projects worth over Rs 60,000 crore on cost-sharing basis with state governments.
- ❖ Foreign investors have pulled out close to \$3 billion from the Indian capital market this month so far on lingering concerns over the government's demonetisation decision and fears of a rate hike by the US Federal Reserve.
- ❖ India has adopted a two-pronged strategy to boost employment generation in the country, the government said on Friday.
- ❖ The Ministry of Road Transport and Highways (MORTH) along with National Highways Authority of India will replace all level crossings on National Highway corridors with road overbridges/underbridges in the next five years at their own cost, Rajya Sabha was informed on Friday.
- ❖ Demonetisation has struck the nation hard in terms of living. Despite daily routine of most Indians going offtrack, a survey says that 72% of people throughout agree with the decision.
- ❖ More than a dozen railway projects, involving new lines, doubling and gauge conversion, are facing impediments due to the lack of environmental clearances, Rajya Sabha was told on Friday.
- ❖ The country's first coastal economic corridor stretching from Visakhapatnam to Chennai would cover Odisha. The decision for Odisha's inclusion in the East Coast Economic Corridor was taken after talks between top state officials and a visiting team of the Asian Development Bank (ADB).

Domestic News

- ❖ With Unitech defaulting on loan repayment, housing finance major has sold the realty firm's outstanding loan of Rs 869 crore to JM Financial Asset Reconstruction Company (JMFARC).
- ❖ HPL Electric & Power said that debt of the company has been reduced by around Rs 320 crore from IPO proceeds.
- ❖ Reliance Home Finance, part of Reliance Capital, plans to raise up to Rs 3,500 crore through non-convertible debentures (NCDs). The company has also informed bourses that it has acquired more than 5 per cent voting rights in Azalia Media Services Private Limited.
- ❖ Adani Enterprises proposes to commence construction of two major solar projects in Australia next year, each with an output of 100-200 MW.

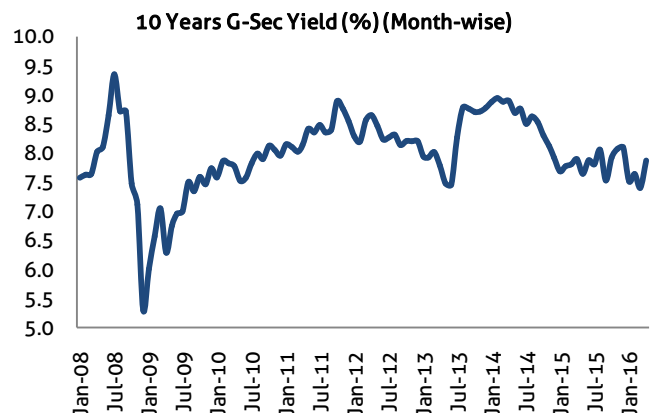
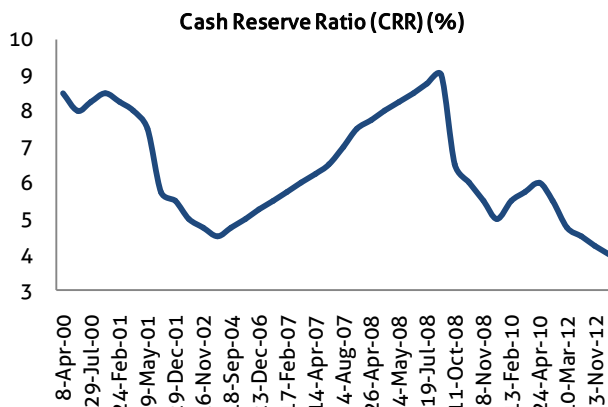
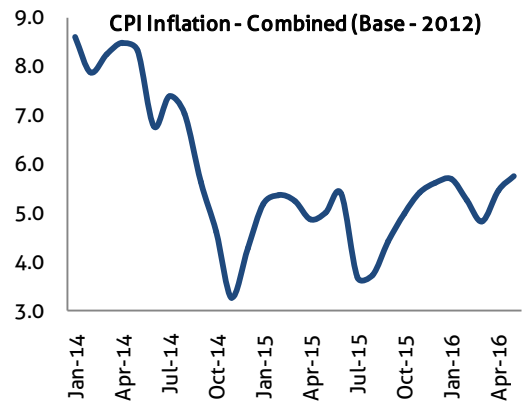
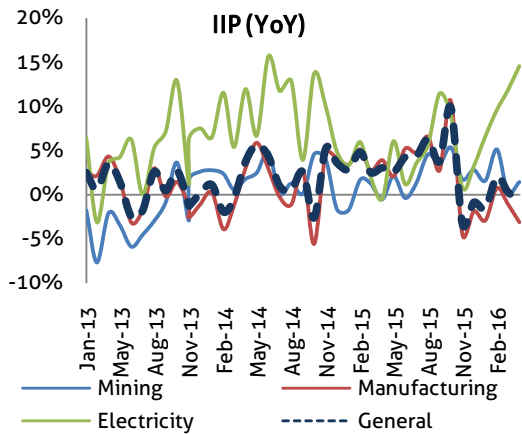
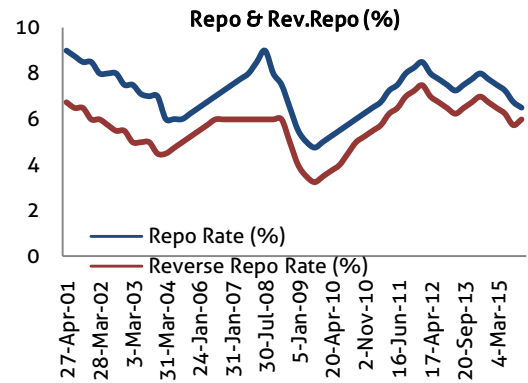
Global Forex	Closing	Chg	% Chg
EUR-USD	1.0588	(0.0035)	(0.00)
GBP-USD	1.2345	(0.0076)	(0.61)
USD-JPY	110.91	0.7800	0.71

Bond Markets	Closing	Chg
10-yr bond	6.71	2.30 bps
Interbank call	5.95	-8.01 bps



Domestic News (Cont...)

- ❖ Mawana Sugars agrees to sell 'Titawi Sugar Complex,' situated in Muzaffarnagar, Uttar Pradesh to Indian Potash Ltd. for Rs 375 crore inclusive of Rs 150 crore payable to cane farmers.
- ❖ Lupin Receives US FDA nod for Losartan potassium belongs to a group of drugs called Angiotensin II Receptor Antagonists
- ❖ Zydus Pharms USA receives US FDA nod for Metronidazole tablets
- ❖ Alembic Pharma gets US FDA approval for Telmisartan and Amlodipine Tablets
- ❖ Sun Pharma Mohali unit likely to have received 2-3 observations by US FDA, Mohali unit inspection completed by US FDA last week
- ❖ Great Eastern Shipping Company has sold and delivered 2103-built ROV support vessel 'Greatship Ragini' to the buyers.
- ❖ Shipping Corporation of India has taken physical delivery of secondhand multi-purpose support vehicle m.v. 'SCI Sabarmati' in Singapore.
- ❖ Techno Electric & Engineering approved sale of wind power assets
- ❖ GPT Infraprojects starts trial production of DFC concrete sleeper plants in Pahara, Uttar Pradesh.
- ❖ Jagran Prakashan: Scheme of arrangement of Crystal Sound and Music Pvt. Ltd. (Crystal) and Spectrum Broadcast Holdings Pvt. Ltd. (Spectrum) with Jagran Prakashan Ltd. (JPL), and the demerger of radio business undertaking of Shri Puran Multimedia Ltd. (SPML) into Music Broadcast Ltd. gets approval from Information and Broadcasting Ministry subject to certain conditions.
- ❖ Dilip Buildcon bags an order worth Rs 198 crore in Andhra Pradesh on EPC mode for a completion period of 18 months.
- ❖ Karnataka Bank: Extends the rights issue till November 28, 2016.
- ❖ Rakesh Jhunjhunwala hikes stake in Delta Corp to 10 percent.
- ❖ Shree Cements makes an early bid to buy Shiva Cements Ltd.
- ❖ Bajaj Auto has commenced production of the most powerful bike in its own stable till date — a 400cc motorcycle — which it aims to launch around the middle of next month.



Bulk Deal - NSE

Date	Security Name	Client Name	Buy/Sell	Traded Qty.	Price
18-Nov-16	Pratibha Industries Limit	VAN DYCK	SELL	1500000	11.6
18-Nov-16	The Ugar Sugar Works Ltd	BP FINTRADE PRIVATE LIMITED	SELL	568560	29.3
18-Nov-16	Sita Shree Food Products	MARFATIA NISHIL SURENDRA	BUY	710899	8.4
18-Nov-16	Websol Energy System Ltd	APMS INVESTMENT FUND LIMITED	SELL	160300	37.0
18-Nov-16	Dhanuka Realty Limited	SHARMA AMIT	BUY	24000	39.3

Bulk Deal - BSE

Date	Security Name	Client Name	Buy/Sell	Traded Qty.	Price
18-Nov-16	LLOYDSME	UTTAM EXPORTS PRIVATE LIMITED	S	2,100,000	15.0
18-Nov-16	WEBELSOLAR	APMS INVESTMENT FUND LIMITED	S	160,222	37.0
18-Nov-16	ARYAMAN	AMARKUMAR SHAH HIRAL	S	150,000	25.0
18-Nov-16	ADORMUL	VIKRAM MOHANDEEP CHANDIRAMANI	S	50,007	23.1
18-Nov-16	GEETANJ	MANOJ KUMAR	S	28,000	6.5

Corporate Actions

Scrip Code	Scrip Name	Ex-Date	Purpose	Record Date
505714	GABRIEL	21-Nov-16	Interim Dividend - Rs. - 0.4500	22-Nov-16
514428	HINDADH	21-Nov-16	Interim Dividend - Rs. - 1.0000	22-Nov-16
540115	LTTTS	21-Nov-16	Interim Dividend - Rs. - 3.0000	22-Nov-16
532906	MAANALU	21-Nov-16	Interim Dividend - Rs. - 1.0000	22-Nov-16
522249	MAYURUNIQ	21-Nov-16	Interim Dividend - Rs. - 0.2500	22-Nov-16
536954	BSLFTPIXDG	22-Nov-16	Redemption of Mutual Fund	23-Nov-16
536955	BSLFTPIXDN	22-Nov-16	Redemption of Mutual Fund	23-Nov-16
536951	BSLFTPIXRG	22-Nov-16	Redemption of Mutual Fund	23-Nov-16
536952	BSLFTPIXRN	22-Nov-16	Redemption of Mutual Fund	23-Nov-16
536953	BSLFTPIXRQ	22-Nov-16	Redemption of Mutual Fund	23-Nov-16
507815	GILLETTE	22-Nov-16	Dividend - Rs. - 20.0000	-
532859	HGS	22-Nov-16	Interim Dividend - Rs. - 2.5000	23-Nov-16
520051	JAMNAAUTO	22-Nov-16	Interim Dividend - Rs. - 1.5000	23-Nov-16
531213	MANAPPURAM	22-Nov-16	Interim Dividend - Rs. - 0.5000	23-Nov-16
539523	ALKEM	23-Nov-16	Interim Dividend - Rs. - 6.0000	24-Nov-16
531795	ATULAUTO	23-Nov-16	Interim Dividend - Rs. - 2.7500	24-Nov-16
540073	BLS	23-Nov-16	Interim Dividend - Rs. - 0.5000	24-Nov-16
536879	D12MS126DG	23-Nov-16	Redemption of Mutual Fund	24-Nov-16
536881	D12MS126DQ	23-Nov-16	Redemption of Mutual Fund	24-Nov-16
536880	D12MS126DR	23-Nov-16	Redemption of Mutual Fund	24-Nov-16
536876	D12MS126RG	23-Nov-16	Redemption of Mutual Fund	24-Nov-16
536878	D12MS126RQ	23-Nov-16	Redemption of Mutual Fund	24-Nov-16

Global Economic Calendar

Date	Curr.	Event	Actual	Forecast	Previous
21-Nov-16	USD	Chicago Fed National Activity (Oct)			-0.14
21-Nov-16	JPY	Trade Balance (Oct)		615B	498B
22-Nov-16	GBP	CBI Industrial Trends Orders (Nov)			-17
22-Nov-16	USD	Existing Home Sales (Oct)		5.47M	5.47M
22-Nov-16	EUR	Consumer Confidence (Nov)		-7.8	-8
23-Nov-16	USD	MBA 30-Year Mortgage Rate			3.95%
23-Nov-16	USD	Durable Goods Orders (MoM) (Oct)		1.10%	-0.30%
23-Nov-16	USD	House Price Index (MoM) (Sep)			0.70%
23-Nov-16	USD	Manufacturing PMI (Nov)			53.4
23-Nov-16	USD	Michigan Consumer Sentiment (Nov)		89.5	91.6
23-Nov-16	USD	New Home Sales (Oct)		594K	593K
24-Nov-16	EUR	Manufacturing PMI (Nov)		53.3	53.5
24-Nov-16	EUR	Services PMI (Nov)		53	52.8
24-Nov-16	JPY	National CPI (YoY) (Oct)			-0.50%
24-Nov-16	JPY	Tokyo CPI (YoY) (Nov)			0.10%
25-Nov-16	GBP	GDP (YoY) (Q3)		2.30%	2.30%
25-Nov-16	USD	Goods Trade Balance (Oct)			-56.08B
25-Nov-16	USD	Services PMI (Nov)			54.8

Indian Economic Calendar

Date	Curr.	Event	Actual	Forecast	Previous
23-Nov-16	INR	M3 Money Supply (2wk)			10.90%
25-Nov-16	INR	Bank Loan Growth (2wk)			9.10%
25-Nov-16	INR	Deposit Growth (2wk)			9.80%

Research Team

Name	Designation	Email ID	Contact No.
Paras Bothra	President Equity Research	paras@ashikagroup.com	+91 22 6611 1704
Krishna Kumar Agarwal	Equity Research Analyst	krishna.a@ashikagroup.com	+91 33 4036 0646
Partha Mazumder	Equity Research Analyst	partha.m@ashikagroup.com	+91 33 4036 0647
Arijit Malakar	Equity Research Analyst	amalakar@ashikagroup.com	+91 33 4036 0644
Chanchal Bachhawat	Equity Research Analyst	chanchal.bachhawat @ashikagroup.com	+91 22 6611 1712
Tirthankar Das	Technical & Derivative Analyst	tirthankar.d@ashikagroup.com	+91 33 4036 0645

SEBI Registration No. INH000000206

Disclosure

The Research Analysts and /or Ashika Stock Broking Limited do hereby certify that all the views expressed in this research report accurately reflect their views about the subject issuer(s) or securities. Moreover, they also certify the followings:-

- The Research Analyst or Ashika Stock Broking Limited or his/its Associates or his/its relative, has any financial interest in the subject company (ies) covered in this report. **Yes**
- The Research Analyst or Ashika Stock Broking Limited or his/its Associates or his/its relative, have actual/beneficial ownership of 1% or more in the subject company, at the end of the month immediately preceding the date of the publication of the research report. **No**
- The Research Analyst or Ashika Stock Broking Limited or his/its Associates or his/its relatives has any material conflict of interest at the time of publication of the research report. **No**
- The Research Analyst or Ashika Stock Broking Limited or his/its Associates have received compensation for investment banking or merchant banking or brokerage services or for product other than for investment banking or merchant banking or brokerage services from the companies covered in this report in the past 12 months. **No**
- The Research Analyst or Ashika Stock Broking Limited or his/its Associates have managed or co managed in the previous 12 months any private or public offering of securities for the company (ies) covered in this report. **No**
- The Research Analyst or Ashika Stock Broking Limited or his/its Associates have received any compensation or other benefits from the company (ies) covered in this report or any third party in connection with the Research Report. **No**
- The Research Analyst has served as an officer, director or employee of the company (ies) covered in the research report. **No**
- The Research Analyst or Ashika Stock Broking Limited has been engaged in Market making activity of the company (ies) covered in the research report. **No**

Disclaimer

This report is for the personal information of the authorized recipient and does not construe to be any investment, legal or taxation advice to you. Ashika Stock Broking Ltd. is not soliciting any action based upon it. This report is not for public distribution and has been furnished to you solely for your information and should not be reproduced or redistributed to any other person in any form. The report is based upon information that we consider reliable, but we do not represent that it is accurate or complete, and it should not be relied upon such. Ashika Stock Broking Ltd. or any of its affiliates or employees shall not be in anyway responsible for any loss or damage that may arise to any person from any inadvertent error in the information contained in this report. Ashika Stock Broking Ltd., or any of its affiliates or employees do not provide, at any time, any express or implied warranty of any kind, regarding any matter pertaining to this report, including without limitation the implied warranties of merchantability, fitness for a particular purpose, and non-infringement. The recipients of this report should rely on their own investigations.