

Equity	Latest	% Chg	NSE Sect. Indices	Latest	% Chg
Nifty	9122	-0.06	NIFTY IT	10787.20	0.10
Sensex	29485	-0.11	NIFTY BANK	21019.00	(0.43)
DowJones	20668	-1.14	NIFTY 500	7909.20	(0.12)
Nasdaq	5794	-1.83	NIFTY FMCG	23796.65	1.26
Hangseng	24254	-1.38	NIFTY INFRA	3056.05	0.03
Shanghai	3237	-0.77	NIFTY AUTO	9963.75	(0.46)
Nikkei	6913	-1.98	NIFTY ENERGY	11359.05	(0.46)
Strait Times	3126	-1.04	NIFTY PHARMA	10493.75	(2.02)
Kospi	2161	-0.79	<b>Advances / Declines</b>	<b>BSE</b>	<b>NSE</b>
Taiwan	9873	-1.00	Advances	1058	583
FTSE	7378	-0.69	Declines	1739	1067
CAC	5002	-0.19	Unchanged	181	80
DAX	11962	-0.75	Total	2978	1730

Nifty Gainers		
Company	Price(Rs)	Chg(%)
GRASIM	1093.60	2.93
ITC	287.55	2.00
ONGC	194.00	1.65
HINDALCO	199.40	1.63
AMBUJACEM	237.50	1.41

Nifty Losers		
Company	Price(Rs)	Chg(%)
IDEA	92.85	(4.96)
DRREDDY	2610.00	(4.55)
AXISBANK	489.00	(2.75)
AUROPHARMA	690.10	(2.10)
TATAMTRDVR	283.80	(1.68)

Vol. Shockers	Last Day (Lakh)	2 Wk Avg. (Lakh)	Vol. Ch. (Times)
KNRCON	5.02	0.6	8
TATAMTRDVR	65.48	8.1	8
RALLIS	9.81	1.4	7
NLCINDIA	8.35	1.2	7
SONATSOFTW	2.91	0.5	6

Indian Forex	Closing	Chg	% Chg
USD/INR	65.312	(0.071)	(0.11)
GBP/INR	80.627	(0.388)	(0.48)
EUR/INR	70.295	(0.083)	(0.12)
JPY/INR	57.950	(0.110)	(0.19)

Precious Metal	Closing	Chg (Rs.)
Gold (Rs/10gm)	28423	(60)
Silver (Rs/1kg)	40594	(326)

Commodities	Price	% Chg.
Crude (US\$/BBL)	47.3	(2.21)
Brent (US\$/BBL)	50.9	(1.91)
Gold (US/oz)	1245.0	1.32
Silver (US\$/oz)	17.5	0.92
Copper (US\$/MT)	5765.5	(2.13)
Alum (US\$/MT)	1918.0	0.52
Zinc(US\$/MT)	2857.5	(0.10)

ADR	Cl. Values	% Chg.
ICICI Bank	11.55	3.24
HDFC Bank	50.75	(20.97)
Infosys	31.46	16.18
Tata Steel Ltd	14.42	[0]
Dr. Deddy's Labs	50.45	7.73
Wipro	11.32	1.43
Tata Motors	42.28	7.64

## Market Sensor

US market posted their worst day of the year Tuesday as banks faced pressure from falling yields, while investors turned their eyes to a key House vote. Dow Jones Industrial Average was down 1.14% or 237.85 points at 20905.86 Nasdaq Composite was down 1.83% or 107.70 points at 5793.82 Standard & Poor's 500 was down 1.24% or 29.45 points at 2344.02.

Indian Equity market settled almost unchanged after trading volatile in a narrow range. Investors seems to focus on individual stock movements as they wait for the earnings season to start in mid-April. There are no major global or domestic cues this week.. Nifty ended the previous day with a decline of 0.06% or 5.35 points at 9121.50. On Tuesday's trading session, FII's bought net Rs. 1662.72 Cr in cash market and sold Rs.2966.15 Cr in derivative segment. Whereas, DII sold net Rs.798.57 Cr in cash segment.

## Global News

- ❖The U.S. current account deficit unexpectedly fell in the fourth quarter, hitting its lowest level in more than a year, as an increase in the primary income surplus offset a soybean-driven drop in exports.(Reuters)
- ❖China's economic growth is likely to slow to 6.5 percent this year and cool further to 6.3 percent in 2018, the OECD said, though exports are set to pick up as global demand strengthens. (Reuters)
- ❖German Chancellor Angela Merkel said on Monday a G7 leaders' summit of the world's leading economies in May was a good opportunity to address differences with U.S. President Donald Trump on how to secure free trade while making commerce fairer. (Reuters)
- ❖German Chancellor Angela Merkel and Japan's Prime Minister Shinzo Abe spoke up for free trade at a major technology fair on Sunday with jabs clearly pointed at an increasingly protectionist United States. (Reuters)
- ❖The European Central Bank expects euro zone banks with high levels of unpaid loans to submit "ambitious and realistic" plans to bring them down, it said on Monday, as it published guidelines on non-performing loans (NPL). (Reuters)
- ❖Japanese Prime Minister Shinzo Abe said on Sunday that the European Union and Japan should soon reach an economic deal, and stressed the importance of free trade to his country. (Reuters)

## Economic News

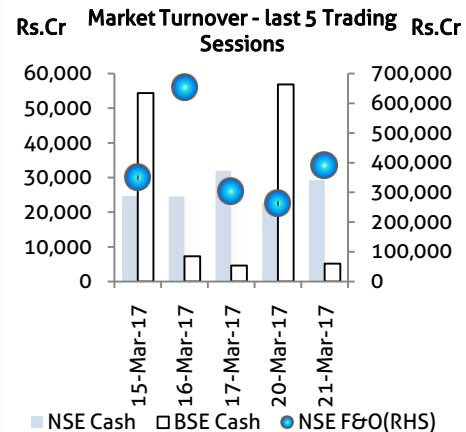
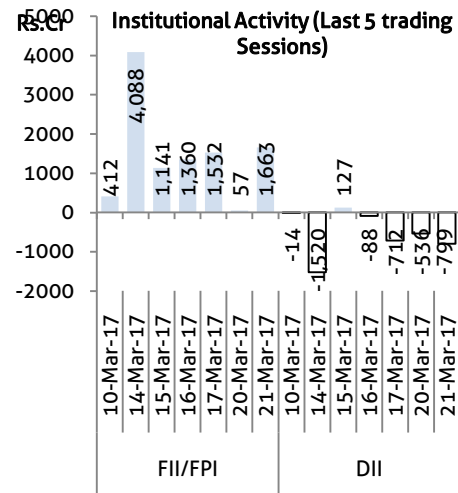
- ❖ The Centre approved construction of over 1.10 lakh houses for urban poor in six states at a cost of Rs 5,773 crore under PMAY (Urban) scheme.
- ❖ As the Finance Bill came up for debate in the Lok Sabha on Tuesday, start-ups and some non-banking financial companies (NBFCs) demanded an exemption from a provision of the draft legislation. According to the provision, income tax deduction is denied to those companies whose interest payment on overseas debt to associated enterprises exceeded 30% of their earnings before interest, taxes, depreciation and amortisation (Ebitda).
- ❖ The government has completed investigation against persons named in HSBC and Liechtenstein banks for blackmoney stashed abroad and made an assessment totalling around Rs 15,000 crore in the two cases.
- ❖ The Income Tax (I-T) department conducted searches on 992 individuals and entities in the last two financial years and unearthed undisclosed income of Rs 21,454 crore, Parliament was informed on Tuesday.
- ❖ The government has given in principle approval for setting up 18 airports which together are estimated to cost nearly Rs 30,000 crore.
- ❖ Government moved a fresh proposal to cap cash transactions at Rs 2 lakh instead of Rs 3 lakh as provided in the Budget, as it introduced as many as 40 amendments to the Finance Bill in an 'unprecedented move'.
- ❖ Employees are paid attractive compensation at the time of closure sick central public sector enterprises (CPSEs), Union Minister Anant Geete said on Tuesday.
- ❖ The government is considering allowing 100 per cent foreign direct investment in insurance broking with a view to giving a boost to the sector and attracting more funds.
- ❖ Pressures such as the virtual freeze in corporate capital expenditure and slowing retail loan growth, particularly post the cash crunch arising from demonetisation and banks' inability to lend given their still burgeoning bad loans, have led to a continuous weakening of overall growth of credit, or non-food credit, in recent months.

## Domestic News

- ❖ Wockhardt gets approval from the U.S. health regulator to market generic version of Wyeth's Zosyn in the American market in collaboration with Fresenius Kabi, Italy.
- ❖ Aditya Birla Group-owned Hindalco Industries is planning to set up a 24 Mw solar power plant within the premises of its aluminium plant at Lapanga in Sambalpur district.
- ❖ Nila Infrastructures has signed two pacts with Gujarat State Road Transport Corporation (GSRTC) for development of bus terminals at Amreli and Modasa in the state.
- ❖ HUL commenced commercial production in its new manufacturing unit at Assam on march 15
- ❖ Nettle Infra to buy 21.6% stake in Bharti Infratel for Rs. 12,400 cr
- ❖ IL&FS Transportation Networks to sell 49 percent stake in Chinese JV to reduce debt for approximately \$170 million.
- ❖ IDBI Bank, Bank of Maharashtra and Dena Bank will receive a capital infusion from the government in lieu of preferential allotment of shares.

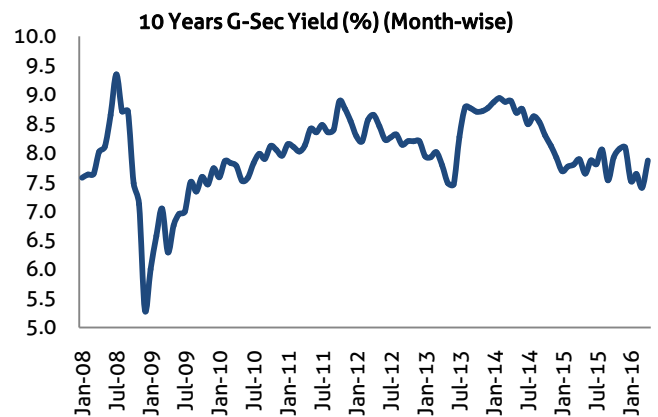
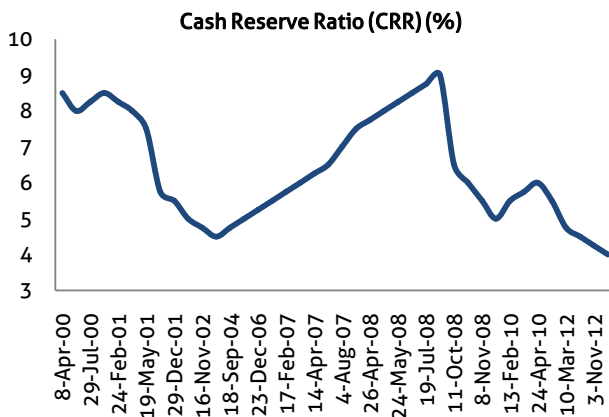
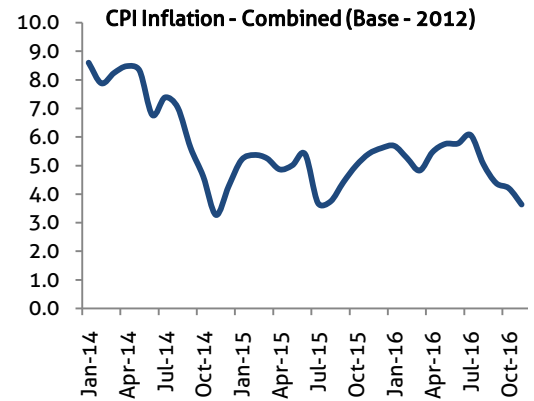
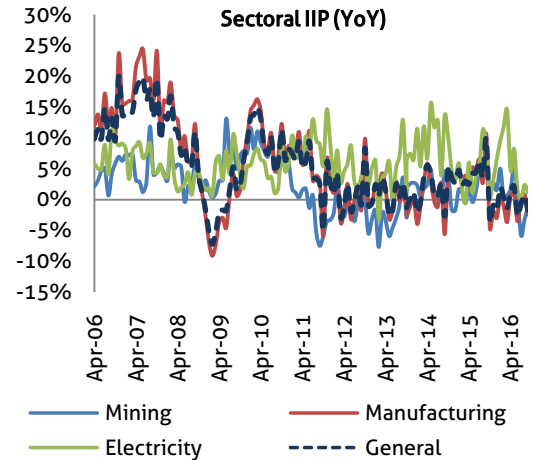
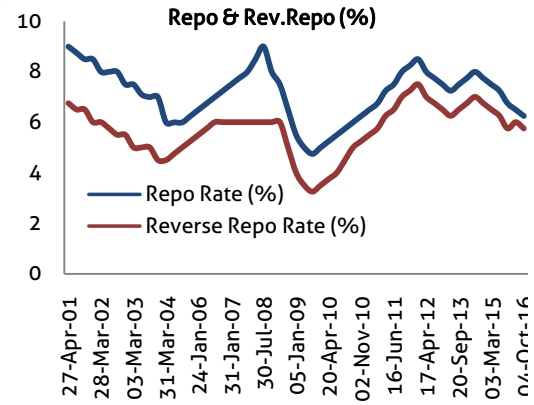
Global Forex	Closing	Chg	% Chg
EUR-USD	1.0794	(0.0016)	(0.00)
GBP-USD	1.2471	(0.0009)	(0.07)
USD-JPY	111.64	(0.0900)	(0.08)

Bond Markets	Closing	Chg
10-yr bond	7.32	8.00 bps
Interbank call	5.92	-7.35 bps



## Domestic News (Cont...)

- ❖ Private equity firm Carlyle has emerged as the frontrunner to partner SBI in its credit cards business and replace long-term partner GE Capital, said multiple sources aware of the matter.
- ❖ Mawana Sugar agreed to enter into one time settlement with PNB to resolve NPA debt
- ❖ TVS Motor has bagged a patent for its antilock brake system (ABS) for motorcycles.
- ❖ State-owned United Bank of India has set Rs 24.44 as the floor price for its Rs 1,500 crore QIP programme.
- ❖ Puravankara board passes enabling resolution to exit from 3 investments worth `403 cr, exit from investments only if total inflow is over `475 cr.
- ❖ ABC Bearings sells its entire 2.5 percent equity stake in NSK-ABC Bearings Pvt. Ltd. to NSK India Sales Company Pvt. Ltd. pursuant to the terms of a share purchase agreement on March 21, 2017.
- ❖ Indian oil and gas companies are likely to use their improved cash flows from market-linked fuel prices to expand their asset base and enhance operational quality, S&P Global Ratings said.
- ❖ With the government ready to roll out the goods and services tax (GST) regime, the Indian Auto LPG Coalition (IAC) has demanded revisions in duties to bring domestic and commercial liquefied petroleum gas (LPG) under uniform tax rates to encourage usage of environment friendly auto LPG and prevent diversion of domestic fuel for commercial use.
- ❖ Larsen & Toubro's electrical and automation business is recovering from the impact of demonetisation but the lack of orders from industrial clients continues to weigh on it, SC Bhargava, senior vice president and head of the business, told ET.
- ❖ Adani Enterprises acquires 100 percent stake in Adani Infrastructure, a subsidiary of promoter group company Adani Properties. Adani Infrastructure is yet to commence operations.
- ❖ Dena Bank board approves raising of share capital of the bank amounting to upto Rs 800 crore.
- ❖ Havells India to raise Rs 150 crore through debt instruments.
- ❖ IDBI Bank to raise Rs 2,600 crore in equity capital.
- ❖ HDFC to decide on raising bonds via MTN programme on March 24, 2017.



## Bulk Deal - NSE

Date	Security Name	Client Name	Buy/Sell	Traded Qty.	Price
21-Mar-17	Avenue Supermarts Limited	NOMURA INDIA INVESTMENT FUND MOTHER FUND	BUY	3233983	604.8
21-Mar-17	L&T Infotech Limited	AUBURN LIMITED	BUY	1724854	698.0
21-Mar-17	Bharat Fin. Inc. Ltd.	CITIGROUP GLOBAL MARKETS MAURITIUS PRIVATE LIMITED	BUY	800000	821.6
21-Mar-17	Religare Enterprises Limi	GREEN LINE BUILDWELL PRIVATE LIMITED	SELL	2200000	226.0
21-Mar-17	Advanced Enzyme Tech Ltd	CHANDRAKANT RATHI INNOVATIONS AND PROJECTS PRIVATE LIMITED	BUY	160023	1988.2

## Bulk Deal - BSE

Date	Security Name	Client Name	Buy/Sell	Traded Qty.	Price
21-Mar-17	RPOWER	RELIANCE WIND TURBINE INSTALLATORS INDUSTRIES PRIVATE LIMITED	B	60,000,000	48.1
21-Mar-17	BALKRISIND	MANOJ HARJIVANDAS MODI	B	1,921,437	1429.8
21-Mar-17	TATAMTRDVR	MERRILL LYNCH MARKETS SINGAPORE PTE. LTD.	B	6,481,660	284.6
21-Mar-17	RUPA	BINOD HOSIERY	S	619,880	291.8
21-Mar-17	JOONKTOLL	PUSHPA DEVI BANGUR	S	452,253	174.9

## Corporate Actions

Scrip Code	Scrip Name	Ex-Date	Purpose	Record Date
539447	BEARDESELL	22-Mar-17	Interim Dividend - Rs. - 1.5000	23-Mar-17
539347	PHL	22-Mar-17	Interim Dividend - Rs. - 7.5000	23-Mar-17
532733	SUNTV	22-Mar-17	Interim Dividend - Rs. - 5.0000	23-Mar-17
532331	AJANTPHARM	23-Mar-17	Interim Dividend - Rs. - 7.0000	25-Mar-17
532853	ASAHISONG	23-Mar-17	Interim Dividend - Rs. - 3.0000	25-Mar-17
524598	AUDICH	23-Mar-17	Interim Dividend - Rs. - 3.5000	24-Mar-17
532178	ENGINEERSIN	23-Mar-17	Interim Dividend - Rs. - 2.5000	24-Mar-17
538041	H1095D29DD	23-Mar-17	Dividend On Mutual Fund	24-Mar-17
538043	H1095D29DQ	23-Mar-17	Dividend On Mutual Fund	24-Mar-17
538045	H1095D29RD	23-Mar-17	Dividend On Mutual Fund	24-Mar-17
538046	H1095D29RQ	23-Mar-17	Dividend On Mutual Fund	24-Mar-17
530129	NILE	23-Mar-17	Interim Dividend - Rs. - 3.0000	24-Mar-17
537995	RFHXV104D	23-Mar-17	Dividend On Mutual Fund	24-Mar-17
537993	RFHXV104DD	23-Mar-17	Dividend On Mutual Fund	24-Mar-17
512449	SVCRES	23-Mar-17	Consolidation of Shares	24-Mar-17
531695	VERONICAPRO	23-Mar-17	Consolidation of Shares	24-Mar-17
500188	HINDZINC	24-Mar-17		28-Mar-17
535206	IPRU2022	24-Mar-17	Temporary Suspension	27-Mar-17
535208	IPRU8223	24-Mar-17	Temporary Suspension	27-Mar-17
513683	NLCINDIA	24-Mar-17		28-Mar-17
531768	POLYMED	24-Mar-17	Bonus issue 1:1	28-Mar-17
526725	SANDESH	24-Mar-17		27-Mar-17

## Global Economic Calendar

Date	Curr.	Event	Actual	Forecast	Previous
20-Mar-17	USD	Chicago Fed National Activity (Feb)			-0.05
21-Mar-17	GBP	Public Sector Net Borrowing (Feb)		2.50B	-9.82B
21-Mar-17	GBP	CPI (YoY) (Feb)		2.10%	1.80%
21-Mar-17	GBP	House Price Index (YoY)			7.20%
21-Mar-17	GBP	PPI Input (YoY) (Feb)		20.00%	20.50%
21-Mar-17	GBP	PPI Output (YoY) (Feb)		3.70%	3.50%
21-Mar-17	GBP	RPI (YoY) (Feb)		2.90%	2.60%
21-Mar-17	GBP	CBI Industrial Trends Orders (Mar)		4	8
21-Mar-17	USD	Current Account (Q4)		-128.3B	-113.0B
22-Mar-17	JPY	Trade Balance (Feb)			-1,087B
22-Mar-17	JPY	All Industries Activity Index (MoM)			-0.30%
22-Mar-17	EUR	Current Account n.s.a. (Jan)			47.0B
22-Mar-17	USD	MBA 30-Year Mortgage Rate			4.46%
22-Mar-17	USD	House Price Index (MoM) (Jan)			0.40%
22-Mar-17	USD	Existing Home Sales (Feb)		5.57M	5.69M
23-Mar-17	GBP	Retail Sales (YoY) (Feb)		2.60%	1.50%
23-Mar-17	GBP	CBI Distributive Trades Survey (Mar)		5	9
23-Mar-17	USD	Initial Jobless Claims			241K
23-Mar-17	USD	Bloomberg Consumer Confidence			51
23-Mar-17	USD	New Home Sales (MoM) (Feb)		0.60%	3.70%
23-Mar-17	USD	KC Fed Manufacturing Index (Mar)		12	11
23-Mar-17	EUR	Consumer Confidence (Feb)		-5.8	-4.9
24-Mar-17	JPY	Manufacturing PMI (Mar)			53.3
24-Mar-17	EUR	Manufacturing PMI (Mar)		55.4	55.4
24-Mar-17	EUR	Services PMI (Mar)		55.3	55.5
24-Mar-17	USD	Durable Goods Orders (MoM) (Feb)		1.20%	2.00%
24-Mar-17	USD	Services PMI (Mar)		54.3	53.8
24-Mar-17	USD	Manufacturing PMI (Mar)		54.8	54.2

## Indian Economic Calendar

Date	Curr.	Event	Actual	Forecast	Previous

## Research Team

Name	Designation	Email ID	Contact No.
Paras Bothra	President Equity Research	paras@ashikagroup.com	+91 22 6611 1704
Krishna Kumar Agarwal	Equity Research Analyst	krishna.a@ashikagroup.com	+91 33 4036 0646
Partha Mazumder	Equity Research Analyst	partha.m@ashikagroup.com	+91 33 4036 0647
Arijit Malakar	Equity Research Analyst	amalakar@ashikagroup.com	+91 33 4036 0644
Kapil Jagasia, CFA	Equity Research Analyst	kapil.j@ashikagroup.com	+91 22 6611 1715
Tirthankar Das	Technical & Derivative Analyst	tirthankar.d@ashikagroup.com	+91 33 4036 0645

SEBI Registration No. INH00000206

### Disclosure

The Research Analysts and /or Ashika Stock Broking Limited do hereby certify that all the views expressed in this research report accurately reflect their views about the subject issuer(s) or securities. Moreover, they also certify the followings:-

- The Research Analyst or Ashika Stock Broking Limited or his/its Associates or his/its relative, has any financial interest in the subject company (ies) covered in this report. **Yes**
- The Research Analyst or Ashika Stock Broking Limited or his/its Associates or his/its relative, have actual/beneficial ownership of 1% or more in the subject company, at the end of the month immediately preceding the date of the publication of the research report. **No**
- The Research Analyst or Ashika Stock Broking Limited or his/its Associates or his/its relatives has any material conflict of interest at the time of publication of the research report. **No**
- The Research Analyst or Ashika Stock Broking Limited or his/its Associates have received compensation for investment banking or merchant banking or brokerage services or for product other than for investment banking or merchant banking or brokerage services from the companies covered in this report in the past 12 months. **No**
- The Research Analyst or Ashika Stock Broking Limited or his/its Associates have managed or co managed in the previous 12 months any private or public offering of securities for the company (ies) covered in this report. **No**
- The Research Analyst or Ashika Stock Broking Limited or his/its Associates have received any compensation or other benefits from the company (ies) covered in this report or any third party in connection with the Research Report. **No**
- The Research Analyst has served as an officer, director or employee of the company (ies) covered in the research report. **No**
- The Research Analyst or Ashika Stock Broking Limited has been engaged in Market making activity of the company (ies) covered in the research report. **No**

### Disclaimer

This report is for the personal information of the authorized recipient and does not construe to be any investment, legal or taxation advice to you. Ashika Stock Broking Ltd. is not soliciting any action based upon it. This report is not for public distribution and has been furnished to you solely for your information and should not be reproduced or redistributed to any other person in any form. The report is based upon information that we consider reliable, but we do not represent that it is accurate or complete, and it should not be relied upon such. Ashika Stock Broking Ltd. or any of its affiliates or employees shall not be in anyway responsible for any loss or damage that may arise to any person from any inadvertent error in the information contained in this report. Ashika Stock Broking Ltd., or any of its affiliates or employees do not provide, at any time, any express or implied warranty of any kind, regarding any matter pertaining to this report, including without limitation the implied warranties of merchantability, fitness for a particular purpose, and non-infringement. The recipients of this report should rely on their own investigations.