

Equity	Latest	% Chg	NSE Sect. Indices	Latest	% Chg
Nifty	10327	0.27	NIFTY IT	11119.45	0.17
Sensex	33478	0.36	NIFTY BANK	25757.50	(0.04)
DowJones	23591	0.69	NIFTY 500	9185.40	0.26
Nasdaq	6862	1.06	NIFTY FMCG	25703.00	(0.59)
Hangseng	30163	1.16	NIFTY INFRA	3530.50	0.26
Shanghai	3441	0.90	NIFTY AUTO	11325.90	0.36
Nikkei	6778	0.99	NIFTY ENERGY	14231.15	0.94
Strait Times	3433	0.27	NIFTY PHARMA	9346.55	2.22
Kospi	2542	0.43	Advances / Declines	BSE	NSE
Taiwan	10863	0.78	Advances	1455	965
FTSE	7411	0.30	Declines	1243	766
CAC	5366	0.48	Unchanged	161	85
DAX	13168	0.83	Total	2859	1816

Nifty Gainers		
Company	Price(Rs)	Chg(%)
DRREDDY	2397.25	5.40
SUNPHARMA	538.80	4.19
TECHM	495.00	3.82
UPL	755.00	3.58
BHARTIARTL	503.90	2.28

Nifty Losers		
Company	Price(Rs)	Chg(%)
IBULHSGFIN	1172.00	(2.29)
COALINDIA	273.20	(1.85)
ITC	255.50	(1.43)
POWERGRID	206.00	(1.34)
TCS	2670.25	(1.23)

Vol. Shockers	Last Day (Lakh)	2 Wk Avg. (Lakh)	Vol. Ch. (Times)
GSS	38.53	4.0	10
KAJARIACER	53.12	5.6	9
VBL	3.46	0.4	9
GESHIP	5.71	0.7	9
INDOCO	10.59	1.3	8

Indian Forex	Closing	Chg	% Chg
USD/INR	65.039	(0.018)	(0.03)
GBP/INR	86.189	0.256	0.30
EUR/INR	76.388	0.025	0.03
JPY/INR	57.820	(0.260)	(0.45)

Precious Metal	Closing	Chg (Rs.)
Gold (Rs/10gm)	29427	(288)
Silver (Rs/1kg)	39300	(490)

Commodities	Price	% Chg.
Crude (US\$/BBL)	57.6	2.04
Brent (US\$/BBL)	63.1	1.24
Gold (US/oz)	1280.0	0.03
Silver (US\$/oz)	16.9	(0.06)
Copper (US\$/MT)	6828.0	1.13
Alum (US\$/MT)	2062.0	(0.27)
Zinc(US\$/MT)	3205.5	0.19

ADR	Cl. Values	% Chg.
ICICI Bank	9.90	(2.70)
HDFC Bank	97.00	(0.50)
Infosys	15.20	(0.70)
Tata Steel Ltd	15.90	1.40
Dr. Deddy's Labs	35.90	(1.80)
Wipro	5.30	1.00
Tata Motors	32.50	(0.40)

Market Sensor

US Market rose to record highs on Tuesday as a rally in tech lifted the broader market. Investors also cheered strong quarterly results from top companies in Corporate America. Dow Jones Industrial Average was up 0.69% or 160.50 points at 23590.83. Nasdaq Composite was up 1.06% or 71.76 points at 6862.48. Standard & Poor's 500 was up 0.65% or 16.89 points at 2599.03.

Indian Equity market started the session on a firm note, but witnessed resistance at higher levels. Banking and select NBFC stocks witnessed profit booking. Pharma, Oil & Gas, and Tyre stocks witnessed spurt in price action. Nifty ended the previous day with a gain of 0.27% or 28.15 points 10326.90. On Tuesday's trading session, FII sold net Rs.727.01 Cr in cash market and sold Rs.810.25 Cr in derivative segment. Whereas, DII bought net Rs.825.5 Cr in cash segment.

Global News

❖ U.S. home sales increased more than expected in October as hurricane-related disruptions eased, but a chronic shortage of houses which is pushing prices beyond the reach of some first-time buyers remains an obstacle. (Reuters)

❖ Traffic volumes on U.S. highways are at record levels but the rate of growth is slowing as the earlier impetus from lower gasoline prices fades and motoring costs rise. (Reuters)

❖ China will step up financial regulation and crack down on speculation in the property market to stabilise prices and fend off bubble risks, state television CCTV reported on Tuesday, signalling renewed efforts to rein in risks from a rapid build-up in debt in the economy. (Reuters)

❖ China will raise foreign ownership limits in financial firms in a step granting access to a tantalizing multi-trillion dollar financial services market, as the world's second-biggest economy seeks to position itself as a major global finance hub. (Reuters)

❖ Amsterdam and Paris won the right to host two EU agencies that must leave London because of Brexit after an extraordinary ministerial meeting in Brussels that left both results decided by drawing lots from a fishbowl. (Reuters)

Economic News

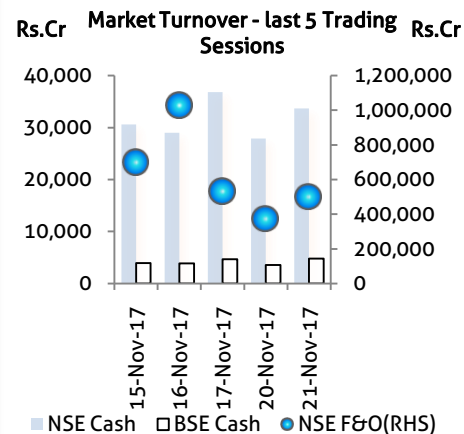
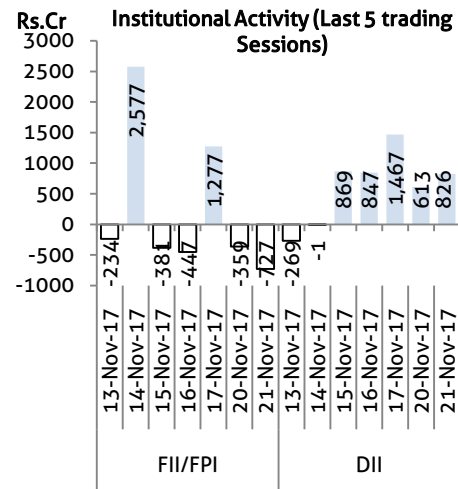
- ❖ India Inc's merger and acquisition activity declined 55 per cent to \$6.2 billion in value terms during September quarter, as a sense of caution prevailed on the deal street, says a report.
- ❖ Aiming to reduce the possibilities of signals failing, Indian Railways has undertaken remote condition monitoring of the system, a new approach for the national transporter, to predict failures through the effective use of Artificial Intelligence.
- ❖ The Shanghai-based BRICS New Development Bank (NDB) has approved two infrastructure and sustainable development projects in India and Russia with loans of \$400 million.
- ❖ Credit rating agency, ICRA, on Tuesday said that it expects the growth of the Indian gross value added (GVA) at basic prices in year-on-year (YoY) terms to record a sequential recovery to 6.3 percent in Q2 FY2018 from 5.6 percent in Q1 FY2018.
- ❖ The government's infrastructure push — with the recently announced Bharatmala project — means gains for construction companies like JCB, Caterpillar and Tata Hitachi. The firms are eyeing a string of highway contracts to be offered by the government.
- ❖ As many as 4.3 million businesses have filed the initial GSTR-3B returns for the month of October — the highest monthly return filing within due date, GST Network said on Tuesday.
- ❖ Telecom regulator Trai recommended the removal of ceiling on spectrum held by mobile operators within a particular band, while suggesting a 50 per cent cap on combined radiowave holding in efficient bands like 700 MHz, 800 MHz and 900 MHz.
- ❖ The government has set up a ministerial committee to consider a legislation to put an end to instantaneous triple talaq, the Muslim way of divorce which is said to be still in practice despite the Supreme Court striking it down.
- ❖ India's food processing sector has the potential to attract \$33 billion investment by 2024, according to a study released here on Monday.
- ❖ India is considering regulatory changes to let power companies pass on costs of installing emission-cutting equipment to consumers, a government official said, a politically sensitive proposal amid rising pollution in big cities.

Domestic News

- ❖ After several attempts at integrating the company's digital and brick-and-mortar retail businesses, Future Group chairman and chief executive Kishore Biyani has unveiled Retail 3.0, a digital strategy aimed at making the group Asia's largest leading integrated consumer company with a trillion dollars in revenue by 2047.
- ❖ Public sector banks are queueing up to raise funds from the equity market, especially through QIPs, against the backdrop of improved investor sentiment on account of the government's bank recapitalisation plan and a recent upgrade of India's sovereign rating by Moody's Investors Service.
- ❖ RComm's lenders have approved the sale of its real estate assets in Delhi and Chennai to Brookfield Asset Management Inc. for Rs 801 crore.
- ❖ T Rowe Price, one of the world's largest asset management firms, has bought 5 per cent in listed recruitment and staffing company TeamLease Services for about Rs 160 crore.

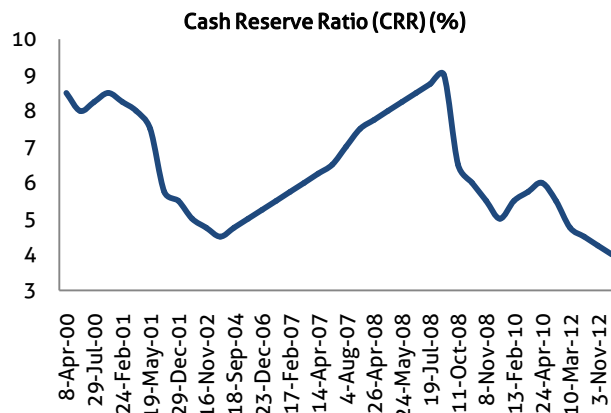
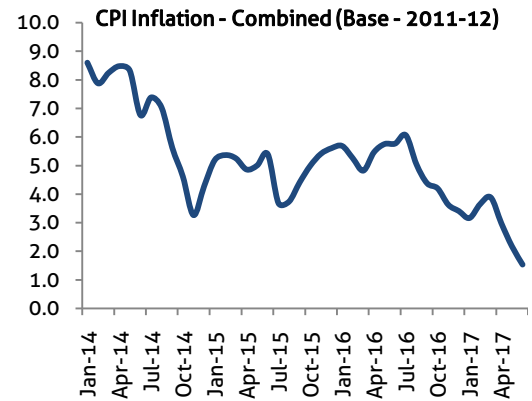
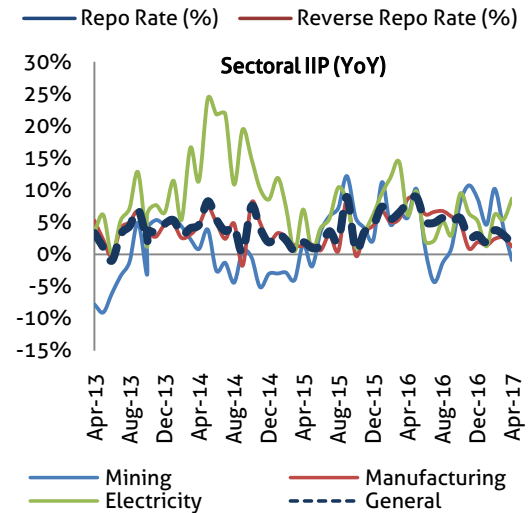
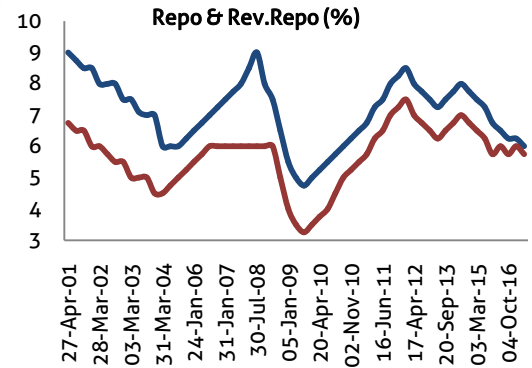
Global Forex	Closing	Chg	% Chg
EUR-USD	1.1256	0.0002	0.02
GBP-USD	1.3249	0.0008	0.06
USD-JPY	112.32	(0.1400)	(0.12)

Bond Markets	Closing	Chg
10-yr bond	7.15	-2.50 bps
Interbank call	5.89	0.77 bps



Domestic News (Cont...)

- ❖ Reliance Industries has raised \$800 million by selling 10-year bonds overseas at the lowest coupon rate.
- ❖ Union steel minister Birender Singh said the Steel Authority of India Ltd (SAIL) and ArcelorMittal SA will sign a MoU for forming a joint venture to set up a 1.5 million tonne per annum auto-grade steel plant, in the next few days.
- ❖ Mahindra & Mahindra is testing autonomous tractors, trucks and cars, while moving closer to bringing electric vehicles to the US, chairman Anand Mahindra said.
- ❖ ONGC Videsh has agreed to acquire a 15% stake in a hydrocarbon block held by a subsidiary of Namibia's Tullow Oil Plc, which has 25% interest in the block under exploration.
- ❖ FMCG companies, including ITC, Dabur, HUL and Marico, said they have cut prices of various products to pass on the benefits of GST rate reduction to end-consumers.
- ❖ Mahindra & Mahindra has opened a new \$230 million plants for an off-highway vehicle in Detroit, the world's car capital, which got its first automotive production facility in 25 years.
- ❖ Dr Reddy's Lab has received the EIR from the US FDA for its formulations manufacturing facility at Duvvada in Visakhapatnam.
- ❖ Qess Corp has acquired a majority stake in Tata Group's domestic-focused back-office firm Tata Business Support Services (TBSS) for Rs 153 crore, plugging a gap in offering customer services to its customers in India.
- ❖ The capital raising committee of the board of lakshmi Vilas will be held on Friday to consider rights issue.
- ❖ CESC's Chandrapur Thermal Power Station or Dhariwal Power Station wins 185MW short-term PPA under flexi-coal scheme.
- ❖ NCC's consortium with BGR Mining gets mine development contract at Talaipalli Coal Block.
- ❖ Canara Bank will monetise non-core assets by selling stakes in three subsidiary companies in part or full - Canara Robeco Asset Management Co, Canbank Computer Services and Can Fin Homes - to improve its capital base.
- ❖ Midsize private sector lender Yes Bank has raised \$400 million in syndicated loans from lenders in Taiwan and Japan for on-lending to clients..



Bulk Deal - NSE

Date	Security Name	Client Name	Buy/Sell	Traded Qty.	Price
21-Nov-17	L&T Finance Holdings Ltd	CITIGROUP GLOBAL MARKETS MAURITIUS PRIVATE LIMITED	SELL	35103103	181.5
21-Nov-17	Teamlease Services Ltd.	INTERNATIONAL DISCOVERY FUND	BUY	750808	1885.0
21-Nov-17	Reliance Comm. Ltd.	SHAASTRA SECURITIES TRADING PRIVATE LIMITED	SELL	21045616	13.1
21-Nov-17	Heritage Foods Ltd.	STRIVER CAPITAL ADVISORS PRIVATE LIMITED	SELL	359500	740.0
21-Nov-17	GATI Limited	GREEN INDIA VENTURE FUND	SELL	950000	134.2

Bulk Deal - BSE

Date	Security Name	Client Name	Buy/Sell	Traded Qty.	Price
21-Nov-17	KAJARIACER	WESTBRIDGE CROSSOVER FUND LLC	S	4,116,226	715.6
21-Nov-17	SORILHOLD	ANIL BANSILAL LODHA	S	278,177	197.9
21-Nov-17	BCL	SARVA PRIYA EXPORTS PRIVATE LIMITED	S	216,000	115.4
21-Nov-17	GSS	TARA INDIA FUND III TRUST	S	880,038	23.1
21-Nov-17	AIML	MANI ENTERPRISE	B	63,910	172.7

Corporate Actions

Scrip Code	Scrip Name	Ex-Date	Purpose	Record Date
536170	KUSHAL	22-Nov-17	Interim Dividend - Rs. - 0.2000	23-Nov-17
500150	FOSECOIND	23-Nov-17	Interim Dividend - Rs. - 7.0000	25-Nov-17
532457	GULPOLY	23-Nov-17	Interim Dividend - Rs. - 0.4000	24-Nov-17
509162	INDAG	23-Nov-17	Interim Dividend - Rs. - 0.9000	24-Nov-17
530129	NILE	23-Nov-17	Interim Dividend - Rs. - 3.0000	24-Nov-17
524051	POLYPLEX	23-Nov-17	Interim Dividend - Rs. - 5.0000	24-Nov-17
540642	SALASAR	23-Nov-17	Interim Dividend - Rs. - 1.0000	24-Nov-17
538776	SDFS3DDB	23-Nov-17	Redemption of Mutual Fund	24-Nov-17
538774	SDFS3DR	23-Nov-17	Redemption of Mutual Fund	24-Nov-17
538775	SDFS3GD	23-Nov-17	Redemption of Mutual Fund	24-Nov-17
538773	SDFS3GR	23-Nov-17	Redemption of Mutual Fund	24-Nov-17
540145	VALIANTORG	23-Nov-17	Interim Dividend - Rs. - 2.5000	24-Nov-17
519457	VIRATCRA	23-Nov-17	Interim Dividend - Rs. - 0.5000	25-Nov-17
530803	BHAGIL	24-Nov-17	Dividend - Rs. - 5.0000	-
532329	DANLAW	24-Nov-17	Buy Back of Shares	27-Nov-17
536908	BSLFTPJADG	27-Nov-17	Temporary Suspension	28-Nov-17
524743	FISCHER	27-Nov-17	Reduction of Capital	28-Nov-17
534804	CARERATING	28-Nov-17	Interim Dividend - Rs. - 6.0000	29-Nov-17
539346	SADBHIN	28-Nov-17	Interim Dividend - Rs. - 0.2000	29-Nov-17
530621	AAIL	29-Nov-17	Stock Split From Rs.10/- to Rs.5/-	01-Dec-17
540064	FRETAIL	29-Nov-17	Spin Off	30-Nov-17
522249	MAYURUNIQ	29-Nov-17	Buy Back of Shares	02-Dec-17

Global Economic Calendar

Date	Curr.	Event	Actual	Forecast	Previous
20-Nov-17	JPY	Trade Balance (Oct)		330B	668B
21-Nov-17	GBP	Public Sector Net Borrowing (Oct)		6.60B	5.33B
21-Nov-17	GBP	CBI Industrial Trends Orders (Nov)		3	-2
21-Nov-17	USD	Existing Home Sales (Oct)		5.43M	5.39M
22-Nov-17	USD	MBA 30-Year Mortgage Rate			4.18%
22-Nov-17	USD	Continuing Jobless Claims		1,895K	1,860K
22-Nov-17	USD	Durable Goods Orders (MoM) (Oct)		0.30%	2.00%
22-Nov-17	USD	Initial Jobless Claims		240K	249K
22-Nov-17	USD	Michigan Consumer Expectations (Nov)		87.6	87.6
22-Nov-17	USD	Michigan Consumer Sentiment (Nov)		98	97.8
22-Nov-17	EUR	Consumer Confidence (Nov)		-0.8	-1
23-Nov-17	USD	United States - Thanksgiving Day			
23-Nov-17	JPY	Japan - Labour Thanksgiving Day			
23-Nov-17	USD	FOMC Meeting Minutes			
23-Nov-17	EUR	Manufacturing PMI (Nov)		58.3	58.5
23-Nov-17	EUR	Services PMI (Nov)		55.2	55
23-Nov-17	GBP	Business Investment (YoY) (Q3)			2.50%
23-Nov-17	GBP	GDP (YoY) (Q3)		1.50%	1.50%
24-Nov-17	JPY	Manufacturing PMI (Nov)			52.8
24-Nov-17	USD	Manufacturing PMI (Nov)		54.9	54.6
24-Nov-17	USD	Services PMI (Nov)		55.6	55.3

Indian Economic Calendar

Date	Curr.	Event	Actual	Forecast	Previous

Research Team

Name	Designation	Email ID	Contact No.
Paras Bothra	President Equity Research	paras@ashikagroup.com	+91 22 6611 1704
Krishna Kumar Agarwal	Equity Research Analyst	krishna.a@ashikagroup.com	+91 33 4036 0646
Partha Mazumder	Equity Research Analyst	partha.m@ashikagroup.com	+91 33 4036 0647
Arijit Malakar	Equity Research Analyst	amalakar@ashikagroup.com	+91 33 4036 0644
Kapil Jagasia	Equity Research Analyst	kapil.j@ashikagroup.com	+91 22 6611 1715
Tirthankar Das	Technical & Derivative Analyst	tirthankar.d@ashikagroup.com	+91 33 4036 0645

Ashika Stock Broking Limited ("ASBL") or Research Entity has started its journey in the year 1994 and is engaged in the business of broking services, depository services, distributor of financial products (Mutual fund, IPO & Bonds). This research report has been prepared and distributed by ASBL in the sole capacity of a Research Analyst (Reg No. INH000000206) of SEBI (Research Analyst) Regulations 2014. ASBL is a wholly owned subsidiary of Ashika Global Securities (P) Ltd., a RBI registered non-deposit taking NBFC Company. Ashika group (details is enumerated on our website www.ashikagroup.com) is an integrated financial service provider inter alia engaged in the business of Investment Banking, Corporate Lending, Commodity Broking, Debt Syndication & Other Advisory Services.

There were no significant and material disciplinary actions against ASBL taken by any regulatory authority during last three years.

Disclosure

ASBL or its associates, its Research Analysts (including their relatives) may have financial interest in the subject company(ies). However, the said financial interest is not limited to having an open stock market position in /acting as advisor to /having a loan transaction with the subject company(ies) apart from registration as clients.

- ASBL or its Research Analysts (including their relatives) do not have any actual / beneficial ownership of 1% or more of securities of the subject company(ies) at the end of the month immediately preceding the date of publication of this report or date of the public appearance. However ASBL's associates may have actual / beneficial ownership of 1% or more of securities of the subject company(ies).
- ASBL or their Research Analysts (including their relatives) do not have any other material conflict of interest at the time of publication of this research report or date of the public appearance. However ASBL's associates might have an actual / potential conflict of interest (other than ownership).
- ASBL or its associates may have received compensation for investment banking, merchant banking, and brokerage services and for other products and services from the subject companies during the preceding 12 months. However, ASBL or its associates or its Research analysts (forming part of Research Desk) have not received any compensation or other benefits from the subject companies or third parties in connection with the research report. Moreover, Research Analysts have not received any compensation from the companies mentioned herein in the past twelve months.
- ASBL or their Research Analysts have not managed or co-managed public offering of securities for the subject company(ies) in the past twelve months. However ASBL's associates may have managed or co-managed public offering of securities for the subject company(ies) in the past twelve months.
- Research Analysts have not served as an officer, director or employee of the companies mentioned in the report.
- Neither ASBL nor its Research Analysts have been engaged in market making activity for the companies mentioned in the report.

Disclaimer

The research recommendation and information herein are solely for the personal information of the authorized recipient and does not construe to be an offer documents or any investment, legal or taxation advice or solicitation of any action based upon it. This report is not for public distribution or use by any person or entity, where such distribution, publication, availability or use would be contrary to law, regulation or subject to any registration or licensing requirement. We will not treat recipients as customer by virtue of their receiving this report. The report is based upon the information obtained from public sources that we consider reliable, but we do not guarantee its accuracy or completeness. ASBL shall not be in anyways responsible for any loss or damage that may arise to any such person from any inadvertent error in the information contained in this report. The recipients of this report should rely on their own investigations.