

Equity	Latest	% Chg	NSE Sect. Indices	Latest	% Chg
Nifty	8927	0.21	NIFTY IT	10514.80	(1.55)
Sensex	28865	0.36	NIFTY BANK	20868.45	0.04
DowJones	20776	0.16	NIFTY 500	7721.60	(0.05)
Nasdaq	5861	-0.09	NIFTY FMCG	22426.40	(0.11)
Hangseng	24110	-0.38	NIFTY INFRA	3010.15	(0.71)
Shanghai	3250	-0.35	NIFTY AUTO	9768.45	0.10
Nikkei	7063	-0.23	NIFTY ENERGY	11418.55	3.57
Strait Times	3119	-0.09	NIFTY PHARMA	10582.30	(0.59)
Kospi	2106	-0.02	Advances / Declines	BSE	NSE
Taiwan	9780	0.02	Advances	1085	540
FTSE	7302	0.38	Declines	1777	1098
CAC	4896	0.15	Unchanged	172	71
DAX	11999	0.26	Total	3034	1709

Nifty Gainers		
Company	Price(Rs)	Chg(%)
RELIANCE	1209.80	11.17
IDEA	113.95	5.17
AXISBANK	524.20	3.94
ASIANPAINT	1020.00	2.87
COALINDIA	328.00	2.63

Nifty Losers		
Company	Price(Rs)	Chg(%)
NTPC	166.30	(3.59)
AMBUJACEM	233.25	(2.39)
POWERGRID	201.30	(2.35)
TCS	2409.95	(2.25)
INFY	991.00	(2.23)

Vol. Shockers	Last Day (Lakh)	2 Wk Avg. (Lakh)	Vol. Ch. (Times)
BAYERCROP	0.29	0.0	9
SKFINDIA	1.77	0.2	9
REDINGTON	17.63	2.1	9
RIIL	14.60	1.9	8
HINDUNILVR	17.62	2.5	7

Indian Forex	Closing	Chg	% Chg
USD/INR	66.964	(0.013)	(0.02)
GBP/INR	83.692	0.500	0.60
EUR/INR	70.540	(0.516)	(0.73)
JPY/INR	58.980	(0.180)	(0.30)

Precious Metal	Closing	Chg (Rs.)
Gold (Rs/10gm)	29273	145
Silver (Rs/1kg)	42750	260

Commodities	Price	% Chg.
Crude (US\$/BBL)	54.1	(0.02)
Brent (US\$/BBL)	56.3	(1.14)
Gold (US/oz)	1237.6	(0.01)
Silver (US\$/oz)	18.1	(0.17)
Copper (US\$/MT)	5976.0	(0.96)
Alum (US\$/MT)	1873.0	(0.27)
Zinc(US\$/MT)	2860.0	(0.87)

ADR	Cl. Values	% Chg.
ICICI Bank	8.38	(1.06)
HDFC Bank	72.22	(0.55)
Infosys	15.04	(1.64)
Vedanta Ltd	15.46	(2.71)
Dr. Deddy's Labs	43.63	(0.18)
Wipro	9.60	(0.21)
Tata Motors	34.53	0.09

Market Sensor

US market closed mixed Wednesday after minutes from the Federal Reserve's previous meeting hinted that a rate hike coming "fairly soon." Dow Jones Industrial Average was up 0.16% or 32.60 points at 20775.60 Nasdaq Composite was down 0.09% or 5.32 points at 5860.63 Standard & Poor's 500 was down 0.11% or 2.56 points at 2362.82.

Indian Equity market managed to end in green led by strong surge in Reliance Industries, which gained close to 11%. Traders were booking profit from the higher level after smart rally in the last few sessions. Moreover, February F&O expiry will be today and after that a long holiday. Nifty ended the previous day with a gain of 0.21% or 19.05 points at 8926.90. On Wednesday's trading session, FII's sold net Rs. 259.61 Cr in cash market and sold Rs.3065.49 Cr in derivative segment. Whereas, DII bought net Rs.917.97 Cr in cash segment.

Global News

❖ U.S. home resales surged to a 10-year high in January as buyers shrugged off higher prices and mortgage rates, signalling rising confidence in the economy and bolstering expectations of a pickup in growth in the first quarter.

❖ Many Federal Reserve policymakers said it may be appropriate to raise interest rates again "fairly soon" should jobs and inflation data come in line with expectations, according to the minutes of the Fed's last policy meeting released on Wednesday.

❖ A global agreement to boost trade by cutting red tape and streamlining border checks came into force on Wednesday, promising a 0.5 percent lift to the world economy by 2030 even as it faces renewed protectionism from the United States.

❖ Britain's economy sped up at the end of 2016, data showed, but over the whole year it was weaker than previously thought and there were signs that the Brexit vote will increasingly act as a brake on growth in 2017.

❖ Greece doesn't need a debt haircut at the moment, International Monetary Fund Chief Christine Lagarde said on Wednesday, adding that debt restructuring and interest rate cuts on bailout loans were necessary.

Economic News

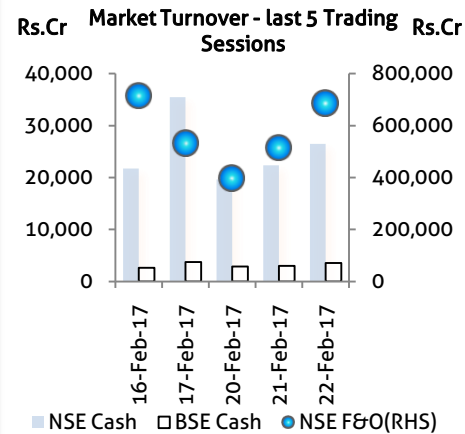
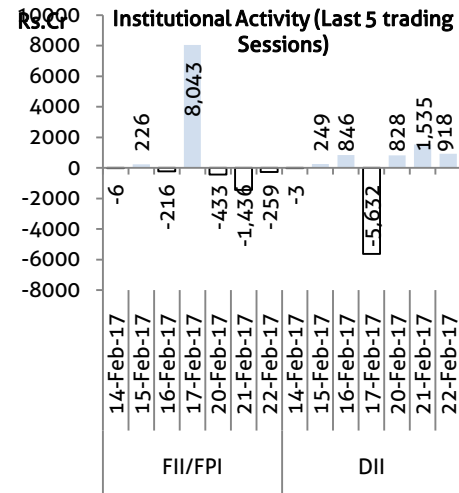
- ❖ The Securities and Exchange Board of India (Sebi) on Wednesday has issued a consultation paper to review regulations for stock exchanges, clearing corporations and depositories.
- ❖ The Income Tax department has registered over 230 cases and attached assets worth Rs 55 crore nationwide as part of its post demonetisation action under the newly enforced Benami Transactions Act.
- ❖ The Finance Ministry is giving final touches to infusing around Rs 8,000 crore in public sector banks (PSBs) as part of its second and final tranche for the current financial year, 2015-16.
- ❖ The government on Wednesday approved doubling of capacity to 40,000 MW in solar parks and Ultra Mega Solar Power Projects (UMSPP).
- ❖ The adoption of the GST could help raise India's medium-term GDP growth to over eight per cent and create a single national market for enhancing the efficiency of the movement of goods and services, the IMF said on Wednesday.
- ❖ After reports surfaced of new Rs 1,000 and higher denomination notes coming into circulation, Economic Affairs Secretary Shaktikanta Das has refuted it.
- ❖ Equipped with cushioned seats, aluminium composite panels, and LED lights, the Antyodaya Express, a new fully unreserved train for the common man with specially designed colourful coaches was unveiled on Wednesday by Railway Minister Suresh Prabhu.
- ❖ There is a move to set up a new agency for probing anomalies in income tax returns filed by 18 lakh people after demonetisation, Union Minister Radha Mohan Singh said on Wednesday.
- ❖ India needs to create a bad bank quickly, the finance ministry's top economic adviser said on Wednesday, supporting forthright views expressed by Viral Acharya, the new deputy governor of the Reserve Bank of India.

Domestic News

- ❖ NTPC commissions 115 out of the 260 MW of Bhadla Solar Power Project. Installed capacity of NTPC's solar power projects now at 475 MW.
- ❖ Bharti Airtel acquires strategic stake in financial technology startup Seynse Technologies for the purpose of strategic investment, to be funded by cash while financial details remain undisclosed.
- ❖ SRS Limited sells its entire shareholding in its UAE-based wholly-owned subsidiary SRS Worldwide (FZC). SRS worldwide contributed Rs 385 crore to the consolidated revenue accounting for 9.35 percent.
- ❖ Minda Industries enters into a joint venture agreement with Katolec Corporation, Japan to manufacture Printed Circuit Boards and Box Build Assemblies to be setup in Pune, Maharashtra with an initial investment outlay of Rs 40 crore. Minda to hold 51 percent of the JV.
- ❖ Maruti Suzuki is investing another Rs 1,900 crore till March 2019 on enhancing the R&D centre here for cutting time of new product development and to expand infrastructure for evaluating vehicles' safety.
- ❖ US-headquartered healthcare major Abbott plans to launch a unique device in India that can detect traumatic brain injury using a blood test.
- ❖ National Company Law Tribunal sanctions the scheme of amalgamation of Star Ferro and Cement with Star Cement Ltd.

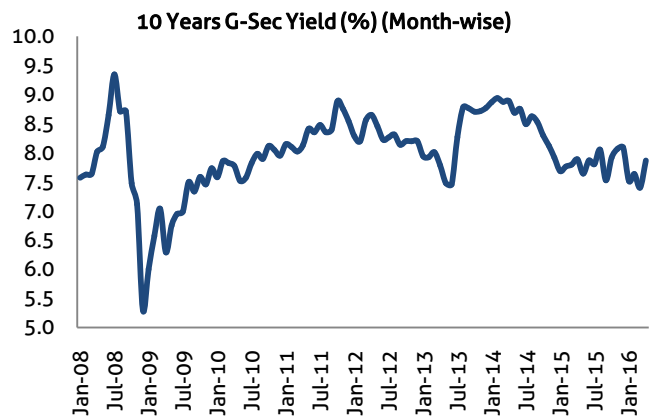
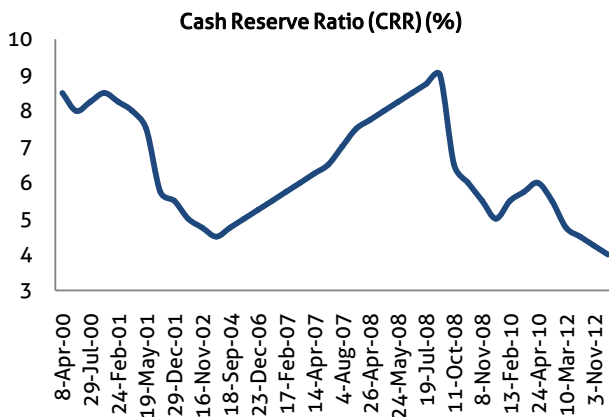
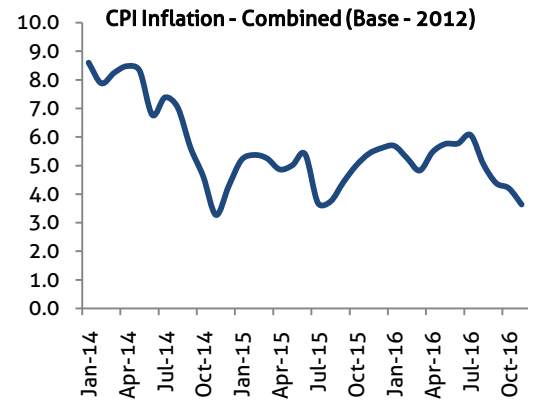
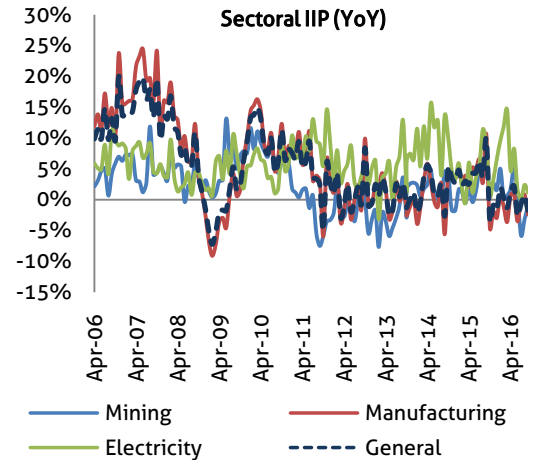
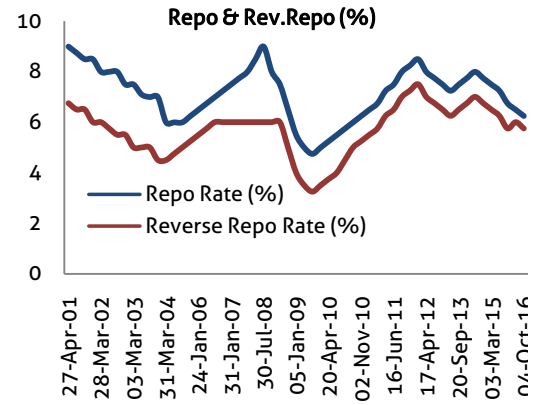
Global Forex	Closing	Chg	% Chg
EUR-USD	1.0554	(0.0002)	(0.00)
GBP-USD	1.2445	(0.0014)	(0.11)
USD-JPY	113.28	(0.0400)	(0.04)

Bond Markets	Closing	Chg
10-yr bond	7.20	-3.40 bps
Interbank call	5.88	-9.14 bps



Domestic News (Cont...)

- ❖ Asian Oilfield Services wholly-owned subsidiary Asian Oilfield & Energy Services DMCC, Dubai signs a new contract for providing operations and maintenance services for an offshore production units operating at EBOK field offshore Nigeria, total value of the contract is about \$95 million for a total period of five years.
- ❖ Hindustan Organic Chemicals seeks shareholder approval to sell 442-acre land in Maharashtra to BPCL at Rs 1.4 cr per acre for total consideration to be around Rs 619 cr. Also seeking shareholder approval to divest entire 56.43% stake in Hindustan Fluorocarbons
- ❖ National Company Law Tribunal sanctions the scheme of amalgamation of Star Ferro and Cement with Star Cement Ltd.
- ❖ National Company Law Tribunal sanctions the scheme of arrangement of Positive Packaging Industries Ltd. and Webtech Labels Private Ltd. with Huhtamaki PPL.
- ❖ Swan Energy to hold EGM on February 27, 2017 to pass a special resolution to issue 23.07 million equity shares at Rs 195 each taking the total consideration to Rs 450 crore to 2i Capital PCC.
- ❖ FPI's can hold shares of HDFC Bank brought on Friday.
- ❖ GAIL (I) fixes March 11, 2017 for the purpose of bonus issue 1:3.
- ❖ Shriram EPC eyes a stake in Jyoti Structure where a group of 21 banks led by SBI is looking to sell a majority stake of 51 percent.
- ❖ Lloyd Electric deal with havells to be closed in 6-8 months, management says.
- ❖ Venus Remedies seeks shareholder nod to raise up to Rs 250 million via QIP.
- ❖ IDFC Bank is creating a renewable energy niche in loans, sanctioning Rs 675 crore to a Rajasthan-based solar power project owned by French company Solairedirect.
- ❖ Dewan Housing Finance Corporation proposed to issue secured redeemable non convertible debentures amounting to Rs 1500 crore on private placement basis.
- ❖ Aiming to improve services, fabric-to-fashion company Raymond Ltd has started reaching out to customers by setting up manufacturing units closer to the market.
- ❖ Indian Oil Corp may regularly export jet fuel from its 3,00,000 barrel per day (bpd) Paradip refinery as the country's kerosene demand eases with the government's push to use of cooking gas.



Bulk Deal - NSE

Date	Security Name	Client Name	Buy/Sell	Traded Qty.	Price
22-Feb-17	Jaiprakash Associates Lim	NAVODYA ENTERPRISES	SELL	12172488	14.2
22-Feb-17	Arcotech Limited	SMITHBLOCK FINANCIAL SERVICES PRIVATE LIMITED	BUY	143594	675.8
22-Feb-17	Reliance Indl Infra Ltd	ILLUMINATI TRADING PRIVATE LIMITED	SELL	188016	449.3
22-Feb-17	Ujaas Energy Limited	MUNDRA SHYAM SUNDAR	SELL	2151000	38.0
22-Feb-17	Arcotech Limited	SMITHBLOCK FINANCIAL SERVICES PRIVATE LIMITED	SELL	86425	660.3

Bulk Deal - BSE

Date	Security Name	Client Name	Buy/Sell	Traded Qty.	Price
22-Feb-17	RIL	G R D SECURITIES LIMITED	S	104,564	447.6
22-Feb-17	HOVS	QE SECURITIES	S	108,527	190.6
22-Feb-17	GINISILK	GARNET INTERNATIONAL LIMITED	S	31,355	385.8
22-Feb-17	AMRAFIN	SANGUINE MEDIA LIMITED	S	120,000	100.0
22-Feb-17	ARYAMAN	MANLIKE CHEMICAL AND PHARMACHEUTICAL COMPANY PRIVATE LIMITED	S	275,000	21.5

Corporate Actions

Scrip Code	Scrip Name	Ex-Date	Purpose	Record Date
500084	CESC	23-Feb-17	Interim Dividend - Rs. - 10.0000	27-Feb-17
524816	NATCOPHARM	23-Feb-17	Interim Dividend - Rs. - 6.0000	27-Feb-17
524764	NUTRA	27-Feb-17	Stock Split From Rs.10/- to Rs.5/-	28-Feb-17
532955	RECLTD	27-Feb-17	Interim Dividend - Rs. - 7.0000	28-Feb-17
500547	BPCL	28-Feb-17	Interim Dividend - Rs. - 19.5000	01-Mar-17
535043	IDFCYDS3D	28-Feb-17	Temporary Suspension	01-Mar-17
535042	IDFCYDS3G	28-Feb-17	Temporary Suspension	01-Mar-17
535041	IDFCYRS3D	28-Feb-17	Temporary Suspension	01-Mar-17
535040	IDFCYRS3G	28-Feb-17	Temporary Suspension	01-Mar-17
500104	HINDPETRO	01-Mar-17	Interim Dividend - Rs. - 22.5000	02-Mar-17
538962	MINDACORP	01-Mar-17	Interim Dividend - Rs. - 0.2000	02-Mar-17
590071	SUNDARFIN	01-Mar-17	Interim Dividend - Rs. - 5.0000	02-Mar-17
531611	AADHAARVEN	02-Mar-17	Consolidation of Shares	03-Mar-17
537443	D12MS144DQ	02-Mar-17	Redemption of Mutual Fund	03-Mar-17
537635	D12MS146DG	02-Mar-17	Redemption of Mutual Fund	03-Mar-17
537636	D12MS146DR	02-Mar-17	Redemption of Mutual Fund	03-Mar-17
537632	D12MS146RG	02-Mar-17	Redemption of Mutual Fund	03-Mar-17
537634	D12MS146RQ	02-Mar-17	Redemption of Mutual Fund	03-Mar-17
537633	D12MS146RR	02-Mar-17	Redemption of Mutual Fund	03-Mar-17
537696	D12MS148DG	02-Mar-17	Redemption of Mutual Fund	03-Mar-17
537694	D12MS148RG	02-Mar-17	Redemption of Mutual Fund	03-Mar-17
537695	D12MS148RQ	02-Mar-17	Redemption of Mutual Fund	03-Mar-17

Global Economic Calendar

Date	Country	Indicator	Actual	Forecast
20-Feb-17	JPY	Trade Balance (Jan)	-637B	641B
20-Feb-17	GBP	Rightmove House Price Index (MoM)		0.40%
20-Feb-17	GBP	CBI Industrial Trends Orders (Feb)	3	5
20-Feb-17	EUR	Consumer Confidence (Feb)	-4.9	-4.9
21-Feb-17	JPY	Manufacturing PMI (Feb)		52.7
21-Feb-17	JPY	All Industries Activity Index (MoM)		0.30%
21-Feb-17	EUR	Manufacturing PMI (Feb)	55	55.2
21-Feb-17	GBP	Public Sector Net Borrowing (Jan)	-14.40B	6.42B
21-Feb-17	USD	Manufacturing PMI (Feb)	55.2	55
21-Feb-17	USD	Services PMI (Feb)	55.7	55.6
22-Feb-17	CNY	House Prices (YoY) (Jan)		12.40%
22-Feb-17	GBP	Business Investment (YoY) (Q4)		-2.20%
22-Feb-17	GBP	GDP (YoY) (Q4)	2.20%	2.20%
22-Feb-17	EUR	CPI (YoY) (Jan)	1.80%	1.80%
22-Feb-17	USD	MBA 30-Year Mortgage Rate		4.32%
22-Feb-17	USD	Existing Home Sales (MoM) (Jan)	1.00%	-2.80%
23-Feb-17	GBP	CBI Distributive Trades Survey (Feb)		-8
23-Feb-17	USD	Initial Jobless Claims		239K
23-Feb-17	USD	House Price Index (MoM) (Dec)		0.50%
23-Feb-17	USD	Bloomberg Consumer Confidence		48.1
23-Feb-17	USD	KC Fed Manufacturing Index (Feb)		20
24-Feb-17	GBP	BBA Mortgage Approvals		43.2K
24-Feb-17	USD	Michigan Consumer Sentiment (Feb)	96	95.7
24-Feb-17	USD	New Home Sales (MoM) (Jan)	7.20%	-10.40%

Indian Economic Calendar

Date	Country	Indicator	Actual	Forecast

Research Team

Name	Designation	Email ID	Contact No.
Paras Bothra	President Equity Research	paras@ashikagroup.com	+91 22 6611 1704
Krishna Kumar Agarwal	Equity Research Analyst	krishna.a@ashikagroup.com	+91 33 4036 0646
Partha Mazumder	Equity Research Analyst	partha.m@ashikagroup.com	+91 33 4036 0647
Arijit Malakar	Equity Research Analyst	amalakar@ashikagroup.com	+91 33 4036 0644
Kapil Jagasia, CFA	Equity Research Analyst	kapil.j@ashikagroup.com	+91 22 6611 1715
Tirthankar Das	Technical & Derivative Analyst	tirthankar.d@ashikagroup.com	+91 33 4036 0645

SEBI Registration No. INH000000206

Disclosure

The Research Analysts and /or Ashika Stock Broking Limited do hereby certify that all the views expressed in this research report accurately reflect their views about the subject issuer(s) or securities. Moreover, they also certify the followings:-

- The Research Analyst or Ashika Stock Broking Limited or his/its Associates or his/its relative, has any financial interest in the subject company (ies) covered in this report. **Yes**
- The Research Analyst or Ashika Stock Broking Limited or his/its Associates or his/its relative, have actual/beneficial ownership of 1% or more in the subject company, at the end of the month immediately preceding the date of the publication of the research report. **No**
- The Research Analyst or Ashika Stock Broking Limited or his/its Associates or his/its relatives has any material conflict of interest at the time of publication of the research report. **No**
- The Research Analyst or Ashika Stock Broking Limited or his/its Associates have received compensation for investment banking or merchant banking or brokerage services or for product other than for investment banking or merchant banking or brokerage services from the companies covered in this report in the past 12 months. **No**
- The Research Analyst or Ashika Stock Broking Limited or his/its Associates have managed or co managed in the previous 12 months any private or public offering of securities for the company (ies) covered in this report. **No**
- The Research Analyst or Ashika Stock Broking Limited or his/its Associates have received any compensation or other benefits from the company (ies) covered in this report or any third party in connection with the Research Report. **No**
- The Research Analyst has served as an officer, director or employee of the company (ies) covered in the research report. **No**
- The Research Analyst or Ashika Stock Broking Limited has been engaged in Market making activity of the company (ies) covered in the research report. **No**

Disclaimer

This report is for the personal information of the authorized recipient and does not construe to be any investment, legal or taxation advice to you. Ashika Stock Broking Ltd. is not soliciting any action based upon it. This report is not for public distribution and has been furnished to you solely for your information and should not be reproduced or redistributed to any other person in any form. The report is based upon information that we consider reliable, but we do not represent that it is accurate or complete, and it should not be relied upon such. Ashika Stock Broking Ltd. or any of its affiliates or employees shall not be in anyway responsible for any loss or damage that may arise to any person from any inadvertent error in the information contained in this report. Ashika Stock Broking Ltd., or any of its affiliates or employees do not provide, at any time, any express or implied warranty of any kind, regarding any matter pertaining to this report, including without limitation the implied warranties of merchantability, fitness for a particular purpose, and non-infringement. The recipients of this report should rely on their own investigations.