

Equity	Latest	% Chg	NSE Sect. Indices	Latest	% Chg
Nifty	9086	0.62	NIFTY IT	10850.80	0.63
Sensex	29332	0.56	NIFTY BANK	20895.50	0.55
DowJones	20657	-0.02	NIFTY 500	7885.70	0.71
Nasdaq	5818	-0.07	NIFTY FMCG	23335.30	(0.24)
Hangseng	24350	0.09	NIFTY INFRA	3039.10	0.83
Shanghai	3249	0.01	NIFTY AUTO	9897.95	0.96
Nikkei	6879	0.94	NIFTY ENERGY	11456.65	1.19
Strait Times	3132	0.17	NIFTY PHARMA	10575.20	0.62
Kospi	2166	-0.31	Advances / Declines	BSE	NSE
Taiwan	9913	-0.18	Advances	1709	1074
FTSE	7341	0.22	Declines	1107	563
CAC	5033	0.76	Unchanged	197	91
DAX	12040	1.14	Total	3013	1728

Nifty Gainers		
Company	Price(Rs)	Chg(%)
YESBANK	1518.90	3.27
TATAMOTORS	471.25	2.47
NTPC	164.50	2.33
GAIL	376.75	2.10
WIPRO	509.75	1.84

Nifty Losers		
Company	Price(Rs)	Chg(%)
TCS	2457.95	(0.85)
EICHERMOT	24340.00	(0.82)
ITC	277.85	(0.71)
BOSCHLTD	22866.80	(0.52)
HINDUNILVR	900.30	(0.51)

Vol. Shockers	Last Day (Lakh)	2 Wk Avg. (Lakh)	Vol. Ch. (Times)
APLAPOLLO	7.71	0.9	9
MODISNME	75.83	8.9	8
ASTRAMICRO	34.50	4.1	8
GILLETTE	1.18	0.1	8
HINDCOMPOS	0.39	0.1	8

Indian Forex	Closing	Chg	% Chg
USD/INR	65.422	(0.066)	(0.10)
GBP/INR	81.850	0.166	0.20
EUR/INR	70.669	(0.052)	(0.07)
JPY/INR	58.810	0.110	0.19

Precious Metal	Closing	Chg (Rs.)
Gold (Rs/10gm)	28870	49
Silver (Rs/1kg)	41119	344

Commodities	Price	% Chg.
Crude (US\$/BBL)	47.8	(1.22)
Brent (US\$/BBL)	50.6	(0.67)
Gold (US/oz)	1246.2	0.06
Silver (US\$/oz)	17.6	0.29
Copper (US\$/MT)	5790.5	1.37
Alum (US\$/MT)	1913.0	0.16
Zinc(US\$/MT)	2816.0	(0.05)

ADR	Cl. Values	% Chg.
ICICI Bank	11.55	3.24
HDFC Bank	50.75	(20.97)
Infosys	31.46	16.18
Tata Steel Ltd	14.42	[0]
Dr. Deddy's Labs	50.45	7.73
Wipro	11.32	1.43
Tata Motors	42.28	7.64

Market Sensor

US market fell on Thursday after a key vote in the House regarding a Republican-led health care bill was delayed. Dow Jones Industrial Average was down 0.02% or 4.72 points at 20656.58 Nasdaq Composite was down 0.07% or 3.95 points at 5817.69 Standard & Poor's 500 was down 0.11% or 2.49 points at 2348.96.

Indian Equity market rebounded swiftly and gained over half a percent, thanks to favourable domestic cues. Continued FII's buying, fall in oil price, favorable domestic cues have positive sentiment in the market. Government also expects that the GST will be implemented from 1st July. Nifty ended the previous day with a gain of 0.62% or 55.85 points at 9086.30. On Thursday's trading session, FIIs bought net Rs. 1094.44 Cr in cash market and sold Rs.585.43 Cr in derivative segment. Whereas, DII sold net Rs.590.78 Cr in cash segment.

Global News

- ❖ New U.S. single-family home sales jumped to a seven-month high in February, suggesting the housing market recovery was gaining momentum despite higher prices and rising mortgage rates. (Reuters)
- ❖ Germany has launched a two-pronged attack on U.S. President Donald Trump's charge that its current account surplus is too high -- don't blame us for being good at what we do, and our ageing population is going to eat it all up anyway. (Reuters)
- ❖ German consumer sentiment unexpectedly fell to its lowest level in five months going into April, a survey showed on Thursday, partly due to people's concerns that rising inflation will erode their purchasing power. (Reuters)
- ❖ Kenya began selling a government bond exclusively via mobile phones on Thursday, a world first aimed at expanding the pool of investors in a country that needs money for infrastructure projects and where many people don't have a bank account. (Reuters)
- ❖ Business sentiment at Asia's top companies rose to its highest in almost two years in the first quarter of 2017, buoyed by positive economic signs from the United States and China that underpinned improved global demand, a Thomson Reuters/INSEAD survey showed. (Reuters)

Economic News

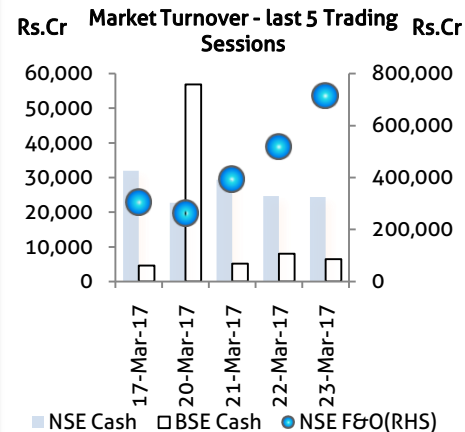
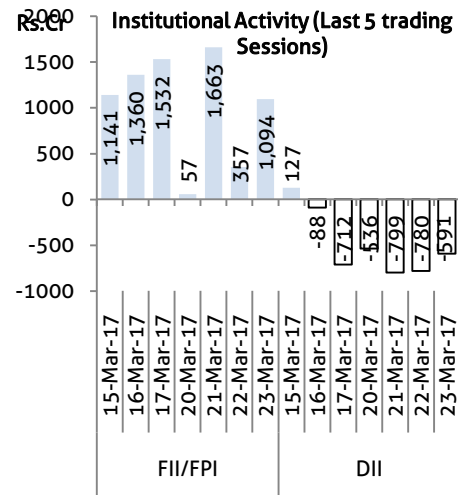
- ❖ The government has exempted foreign institutional investors (FIIs) from taxation of indirect transfers of Indian assets made after 2011 but has left prior period cases open for interpretation.
- ❖ India received a whopping \$235 billion in remittances in the last three-and-a-half years, as per government data.
- ❖ Petroleum products, which will be within the purview of the Goods and Services Tax (GST) slated to be implemented from July 1, would, however, continue to be taxed as per the current taxation regime until the GST Council agrees on applying GST to these products, Finance Minister Arun Jaitley said on Thursday.
- ❖ Congestion of rail network is posing a serious bottleneck for traffic growth and the need of the hour is expansion of the network with investment, Railway Minister Suresh Prabhu said on Thursday.
- ❖ Ministry of Electronics and Information Technology and Google India have come together to boost the security of India's fast growing digital payments ecosystem at a time when data breaches and fraudulent transactions are becoming more commonplace in the country.
- ❖ Current account deficit (CAD) rose to \$7.9 billion in the third quarter (October-December) of 2016-17 from \$7.1 billion in the same quarter of 2015-16, the Reserve Bank of India (RBI) said on Thursday.
- ❖ The government on Thursday emphasised the urgency to pass the Goods and Services Tax (GST) laws during the current session of Parliament, saying the Centre and the states would otherwise lose their right to collect indirect taxes after September 15.
- ❖ The National Highways Authority of India (NHAI) is on the job to finish five expressway projects, including the Rs 4,428-crore Eastern Peripheral Expressway to decongest Delhi, Parliament was informed.

Domestic News

- ❖ Yes Bank launches QIP to raise up to \$750 million, floor price set at Rs 1,498.95 per share, can raise an additional \$100 million through the greenshoe option.
- ❖ Zuari Agro Chemicals acquires 3.22 crore shares of Nagarjuna Fertilizers and Chemicals from Zuari Global, all-cash deal done at Rs 16.10 per share, aggregating to Rs 51.95 crore.
- ❖ Siemens wins order worth Rs 187.4 crore from Bangladesh Rural Electrification Board.
- ❖ Bharti Airtel will acquire 4G business of Tikona Networks, including broadband spectrum and 350 sites across 5 circles, for Rs 1,600 crore.
- ❖ Bhushan Steel clarifies that no negotiations taking place with Vedanta or any other buyer.
- ❖ Container Corporation shareholders approve bonus issue with requisite majority. To issue one new share for every four shares held.
- ❖ NHPC signs Power Purchase Agreements for seven power stations, namely Bairasiul, Salal, Tanakpur, Chamera-I, Uri-I, Sewa-II and Chamera-III with Tata Power- Delhi Distribution for a period of 35 years from the date of commercial operations of the respective power stations.
- ❖ Sugar Companies: Import duty on sugar likely to be cut by 40%
- ❖ Aditya Birla Nuvo transfers its entire 51 percent stake in Birla Sun Life Insurance Company to Aditya Birla Financial Services.

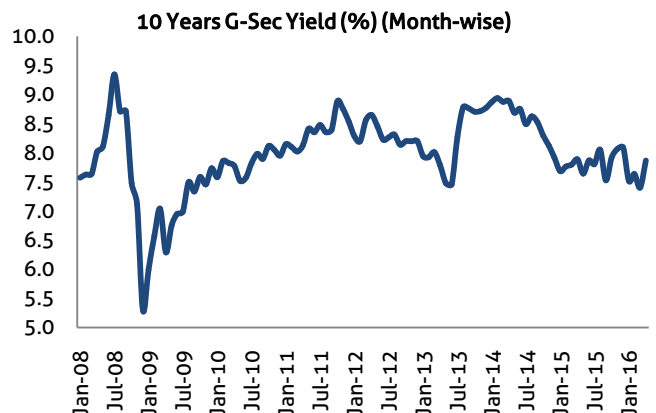
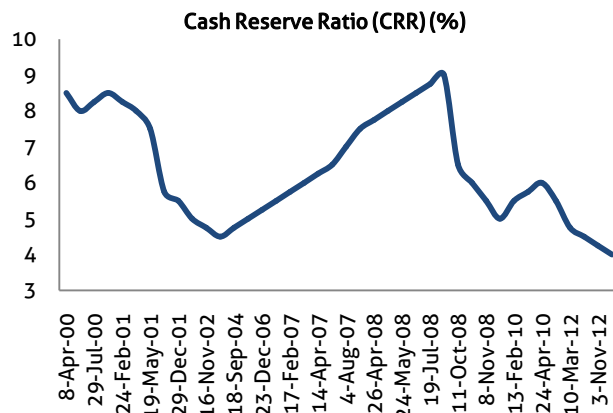
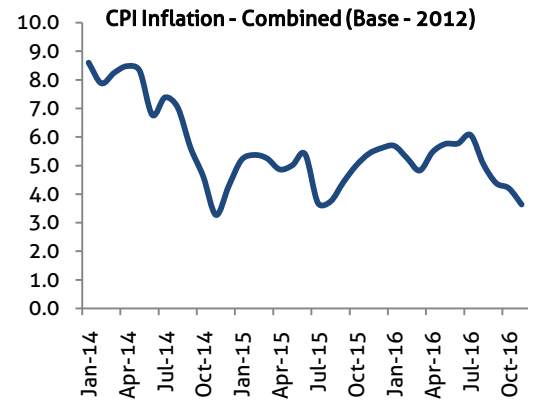
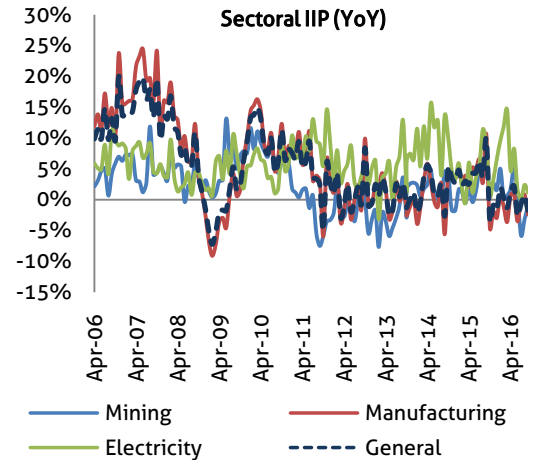
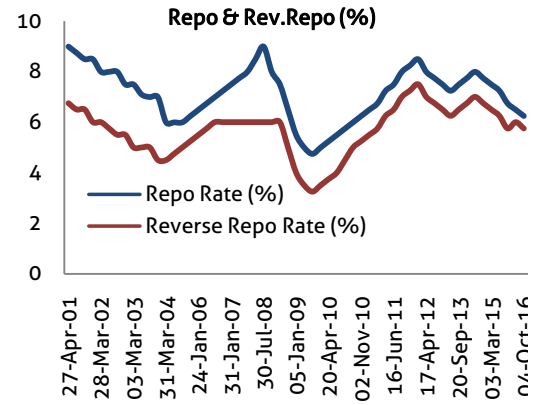
Global Forex	Closing	Chg	% Chg
EUR-USD	1.0762	(0.0021)	(0.00)
GBP-USD	1.2491	(0.0031)	(0.25)
USD-JPY	111.35	0.4100	0.37

Bond Markets	Closing	Chg
10-yr bond	7.29	-2.20 bps
Interbank call	5.92	-5.21 bps



Domestic News (Cont...)

- ❖ National Company Law Tribunal to consider and approve the scheme of amalgamation of Risk Technology International with Hexaware Technologies.
- ❖ Reliance Infrastructure emerges as lowest bidder for Rs 800 crore road project in Tamil Nadu
- ❖ Emami Infrastructure commissions cement grinding plant in West Bengal with a production capacity of 2 mn tonnes per annum.
- ❖ UCO Bank put under RBI watchlist over asset quality concerns along with IDBI Bank and Indian Overseas Bank.
- ❖ The mobile subscriber base of six telecom operators, including Bharti Airtel, Vodafone and Idea, jointly increased by 2.27 million in February to reach 817.42 million, according to industry data.
- ❖ TCS will step up local hiring in the United States and has no plans to cut investments there as it continues to expect robust growth from its biggest overseas market.
- ❖ CCI has approved the proposed sale of the tower division of Reliance Infratel to Brookfield Infrastructure Group.
- ❖ NTPC has exceeded the target of generation capacity addition of 11,920 MW set for the 12th Plan (2012-17) by adding 12,840 MW.
- ❖ Lupin has received approval from the US health regulator to market a generic version of Novartis' inhalation product Tobi.
- ❖ Majesco announced that a tier one insurer has selected Majesco following an extensive evaluation as their strategic partner for the multiyear modernisation program.
- ❖ The valuation of the merged Vodafone India-Idea Cellular entity is likely more around Rs 160 a share, 23 per cent higher than the Rs 130 a unit price that the UK telco has agreed to sell its shares at to the Aditya Birla Group, after accounting for all the operational synergies, said a Vodafone official.
- ❖ Can Fin Homes approval for borrowing up to Rs 3,000 crore via non-convertible debentures on a private placement basis was renewed by the board.
- ❖ RCF issues commercial paper for Rs 150 crore on March 23, in favour of State Bank of India with a maturity date of June 21, 2017.
- ❖ Delta Corp to seek shareholder approval for further issue of securities at its EGM to be held on April 18.



Bulk Deal - NSE

Date	Security Name	Client Name	Buy/Sell	Traded Qty.	Price
23-Mar-17	Can Fin Homes Ltd	CHHATTISGARH INVESTMENTS LIMITED	BUY	470000	2116.0
23-Mar-17	Strides Shasun Limited	MONISHA NITIN	BUY	500000	1153.0
23-Mar-17	Nagarjun Fert and Che Ltd	LIMITED ZUARI AGRO CHEMICALS	BUY	32267741	16.1
23-Mar-17	Aarti Industries Ltd.	RENIL GOGRI	BUY	600000	782.5
23-Mar-17	Raymond Ltd.	UJJWALA AKSHAYPAT SINGHANIA	BUY	557368	660.0

Bulk Deal - BSE

Date	Security Name	Client Name	Buy/Sell	Traded Qty.	Price
23-Mar-17	HCLTECH	HCL AVITAS PRIVATE LIMITED	B	7,500,000	870.0
23-Mar-17	RPOWER	RELIANCE WIND TURBINE INSTALLATORS INDUSTRIES PRIVATE LIMITED	B	60,000,000	47.3
23-Mar-17	APLAPOLLO	VEERA GUPTA	B	750,000	1102.0
23-Mar-17	APLLTD	VIRAMYA PACKLIGHT LLP	S	1,000,000	595.0
23-Mar-17	FORTIS	AMANSA HOLDINGS PRIVATE LIMITED	B	2,860,200	175.1

Corporate Actions

Scrip Code	Scrip Name	Ex-Date	Purpose	Record Date
537263	AXISFT47QD	24-Mar-17	Dividend On Mutual Fund	27-Mar-17
537503	AXISFT52QD	24-Mar-17	Dividend On Mutual Fund	27-Mar-17
537906	AXISFT61HD	24-Mar-17	Dividend On Mutual Fund	27-Mar-17
538574	AXISFT69HD	24-Mar-17	Dividend On Mutual Fund	27-Mar-17
539051	AXISFT74HD	24-Mar-17	Dividend On Mutual Fund	27-Mar-17
500547	BPCL	24-Mar-17	Special Dividend - Rs. - 12.0000	27-Mar-17
538638	H1099A32DQ	24-Mar-17	Dividend On Mutual Fund	27-Mar-17
538641	H1099A32RQ	24-Mar-17	Dividend On Mutual Fund	27-Mar-17
538206	H1100A31DQ	24-Mar-17	Dividend On Mutual Fund	27-Mar-17
538210	H1100A31RQ	24-Mar-17	Dividend On Mutual Fund	27-Mar-17
539857	H1104A36DQ	24-Mar-17	Dividend On Mutual Fund	27-Mar-17
539860	H1104A36RQ	24-Mar-17	Dividend On Mutual Fund	27-Mar-17
539555	H1105D35DQ	24-Mar-17	Dividend On Mutual Fund	27-Mar-17
539416	H1105S34DQ	24-Mar-17	Dividend On Mutual Fund	27-Mar-17
539419	H1105S34RQ	24-Mar-17	Dividend On Mutual Fund	27-Mar-17
539154	H1106D33DQ	24-Mar-17	Dividend On Mutual Fund	27-Mar-17
539158	H1106D33RQ	24-Mar-17	Dividend On Mutual Fund	27-Mar-17
538888	H1107D32RQ	24-Mar-17	Dividend On Mutual Fund	27-Mar-17
538781	H1107O32DQ	24-Mar-17	Dividend On Mutual Fund	27-Mar-17
538784	H1107O32RQ	24-Mar-17	Dividend On Mutual Fund	27-Mar-17
539366	H1108S34DQ	24-Mar-17	Dividend On Mutual Fund	27-Mar-17
539369	H1108S34RQ	24-Mar-17	Dividend On Mutual Fund	27-Mar-17

Global Economic Calendar

Date	Curr.	Event	Actual	Forecast	Previous
20-Mar-17	USD	Chicago Fed National Activity (Feb)			-0.05
21-Mar-17	GBP	Public Sector Net Borrowing (Feb)		2.50B	-9.82B
21-Mar-17	GBP	CPI (YoY) (Feb)		2.10%	1.80%
21-Mar-17	GBP	House Price Index (YoY)			7.20%
21-Mar-17	GBP	PPI Input (YoY) (Feb)		20.00%	20.50%
21-Mar-17	GBP	PPI Output (YoY) (Feb)		3.70%	3.50%
21-Mar-17	GBP	RPI (YoY) (Feb)		2.90%	2.60%
21-Mar-17	GBP	CBI Industrial Trends Orders (Mar)		4	8
21-Mar-17	USD	Current Account (Q4)		-128.3B	-113.0B
22-Mar-17	JPY	Trade Balance (Feb)			-1,087B
22-Mar-17	JPY	All Industries Activity Index (MoM)			-0.30%
22-Mar-17	EUR	Current Account n.s.a. (Jan)			47.0B
22-Mar-17	USD	MBA 30-Year Mortgage Rate			4.46%
22-Mar-17	USD	House Price Index (MoM) (Jan)			0.40%
22-Mar-17	USD	Existing Home Sales (Feb)		5.57M	5.69M
23-Mar-17	GBP	Retail Sales (YoY) (Feb)		2.60%	1.50%
23-Mar-17	GBP	CBI Distributive Trades Survey (Mar)		5	9
23-Mar-17	USD	Initial Jobless Claims			241K
23-Mar-17	USD	Bloomberg Consumer Confidence			51
23-Mar-17	USD	New Home Sales (MoM) (Feb)		0.60%	3.70%
23-Mar-17	USD	KC Fed Manufacturing Index (Mar)		12	11
23-Mar-17	EUR	Consumer Confidence (Feb)		-5.8	-4.9
24-Mar-17	JPY	Manufacturing PMI (Mar)			53.3
24-Mar-17	EUR	Manufacturing PMI (Mar)		55.4	55.4
24-Mar-17	EUR	Services PMI (Mar)		55.3	55.5
24-Mar-17	USD	Durable Goods Orders (MoM) (Feb)		1.20%	2.00%
24-Mar-17	USD	Services PMI (Mar)		54.3	53.8
24-Mar-17	USD	Manufacturing PMI (Mar)		54.8	54.2

Indian Economic Calendar

Date	Curr.	Event	Actual	Forecast	Previous

Research Team

Name	Designation	Email ID	Contact No.
Paras Bothra	President Equity Research	paras@ashikagroup.com	+91 22 6611 1704
Krishna Kumar Agarwal	Equity Research Analyst	krishna.a@ashikagroup.com	+91 33 4036 0646
Partha Mazumder	Equity Research Analyst	partha.m@ashikagroup.com	+91 33 4036 0647
Arijit Malakar	Equity Research Analyst	amalakar@ashikagroup.com	+91 33 4036 0644
Kapil Jagasia, CFA	Equity Research Analyst	kapil.j@ashikagroup.com	+91 22 6611 1715
Tirthankar Das	Technical & Derivative Analyst	tirthankar.d@ashikagroup.com	+91 33 4036 0645

SEBI Registration No. INH000000206

Disclosure

The Research Analysts and /or Ashika Stock Broking Limited do hereby certify that all the views expressed in this research report accurately reflect their views about the subject issuer(s) or securities. Moreover, they also certify the followings:-

- The Research Analyst or Ashika Stock Broking Limited or his/its Associates or his/its relative, has any financial interest in the subject company (ies) covered in this report. **Yes**
- The Research Analyst or Ashika Stock Broking Limited or his/its Associates or his/its relative, have actual/beneficial ownership of 1% or more in the subject company, at the end of the month immediately preceding the date of the publication of the research report. **No**
- The Research Analyst or Ashika Stock Broking Limited or his/its Associates or his/its relatives has any material conflict of interest at the time of publication of the research report. **No**
- The Research Analyst or Ashika Stock Broking Limited or his/its Associates have received compensation for investment banking or merchant banking or brokerage services or for product other than for investment banking or merchant banking or brokerage services from the companies covered in this report in the past 12 months. **No**
- The Research Analyst or Ashika Stock Broking Limited or his/its Associates have managed or co managed in the previous 12 months any private or public offering of securities for the company (ies) covered in this report. **No**
- The Research Analyst or Ashika Stock Broking Limited or his/its Associates have received any compensation or other benefits from the company (ies) covered in this report or any third party in connection with the Research Report. **No**
- The Research Analyst has served as an officer, director or employee of the company (ies) covered in the research report. **No**
- The Research Analyst or Ashika Stock Broking Limited has been engaged in Market making activity of the company (ies) covered in the research report. **No**

Disclaimer

This report is for the personal information of the authorized recipient and does not construe to be any investment, legal or taxation advice to you. Ashika Stock Broking Ltd. is not soliciting any action based upon it. This report is not for public distribution and has been furnished to you solely for your information and should not be reproduced or redistributed to any other person in any form. The report is based upon information that we consider reliable, but we do not represent that it is accurate or complete, and it should not be relied upon such. Ashika Stock Broking Ltd. or any of its affiliates or employees shall not be in anyway responsible for any loss or damage that may arise to any person from any inadvertent error in the information contained in this report. Ashika Stock Broking Ltd., or any of its affiliates or employees do not provide, at any time, any express or implied warranty of any kind, regarding any matter pertaining to this report, including without limitation the implied warranties of merchantability, fitness for a particular purpose, and non-infringement. The recipients of this report should rely on their own investigations.