

Equity	Latest	% Chg	NSE Sect. Indices	Latest	% Chg
Nifty	10344	0.47	NIFTY IT	10883.05	(0.39)
Sensex	33147	0.32	NIFTY BANK	25022.20	(0.05)
DowJones	23401	0.31	NIFTY 500	9106.75	0.46
Nasdaq	6557	(0.11)	NIFTY FMCG	25644.20	0.02
Hangseng	28442	0.85	NIFTY INFRA	3579.70	0.50
Shanghai	3414	0.20	NIFTY AUTO	11212.60	0.56
Nikkei	6911	0.97	NIFTY ENERGY	14579.15	1.26
Strait Times	3370	0.41	NIFTY PHARMA	9428.35	0.87
Kospi	2492	0.46	Advances / Declines	BSE	NSE
Taiwan	10791	0.53	Advances	1368	921
FTSE	7487	0.53	Declines	1331	797
CAC	5455	1.50	Unchanged	152	67
DAX	13133	1.39	Total	2851	1785

Nifty Gainers		
Company	Price(Rs)	Chg(%)
BPCL	536.05	5.15
HINDPETRO	480.00	3.78
IOC	433.00	3.77
CIPLA	614.00	3.60
HINDALCO	274.50	2.91

Nifty Losers		
Company	Price(Rs)	Chg(%)
HCLTECH	865.00	(4.64)
ICICIBANK	297.10	(2.81)
IBULHSGFIN	1248.00	(2.25)
SBIN	318.30	(2.03)
AMBUJACEM	276.10	(2.01)

Vol. Shockers	Last Day (Lakh)	2 Wk Avg. (Lakh)	Vol. Ch. (Times)
SABTN	17.29	1.9	9
SKIPPER	12.79	1.6	8
POLARIS	4.00	0.5	8
MANGCHEFER	6.36	0.8	8
CRISIL	2.00	0.3	7

Indian Forex	Closing	Chg	% Chg
USD/INR	64.789	(0.350)	(0.54)
GBP/INR	85.884	0.403	0.47
EUR/INR	76.606	0.016	0.02
JPY/INR	57.060	(0.130)	(0.23)

Precious Metal	Closing	Chg (Rs.)
Gold (Rs/10gm)	29303	(59)
Silver (Rs/1kg)	39250	(150)

Commodities	Price	% Chg.
Crude (US\$/BBL)	52.7	1.04
Brent (US\$/BBL)	59.4	1.70
Gold (US/oz)	1268.3	(1.00)
Silver (US\$/oz)	16.8	(1.41)
Copper (US\$/MT)	6965.0	(0.08)
Alum (US\$/MT)	2175.0	1.19
Zinc(US\$/MT)	3301.0	1.52

ADR	Cl. Values	% Chg.
ICICI Bank	8.60	5.70
HDFC Bank	94.70	(5.60)
Infosys	14.50	3.40
Tata Steel Ltd	20.70	(0.30)
Dr. Deddy's Labs	36.00	(0.70)
Wipro	5.30	(0.90)
Tata Motors	32.20	(0.20)

Market Sensor

US Market closed higher on Thursday as the latest set of earnings reports gave investors a positive surprise. Dow Jones Industrial Average was up 0.31% or 71.40 points at 23400.86. Nasdaq Composite was down 0.11% or 7.12 points at 6556.77. Standard & Poor's 500 was up 0.13% or 3.25 points at 2560.40.

Indian Equity market continued to move up and gained nearly half a percent on the F&O expiry day Buoyed by the government's massive Rs9 trillion package to boost the economy and the pending short covering positions by speculators. Nifty ended the previous day with a gain of 0.47% or 48.45 points 10343.80. On Thursday's trading session, FII's sold net Rs.375.63 Cr in cash market and bought Rs.2347.02 Cr in derivative segment. Whereas, DII sold net Rs.523.54 Cr in cash segment.

Global News

❖ Japan's core consumer prices marked a ninth straight month of annual gains in September but failed to accelerate from the previous month, underscoring the central bank's huge task as it struggles to meet an ever-elusive 2 percent inflation target. (Reuters)

❖ Economic recovery in Russia is not strong enough to convince Moody's rating agency to upgrade its sovereign credit rating as the country still lacks sufficient structural reform, a senior vice president at Moody's Investor Service said on Thursday. (Reuters)

❖ The U.S. House of Representatives helped pave the way on Thursday for deep tax cuts sought by President Donald Trump and Republican leaders, but barely overcame a revolt within party ranks that could foreshadow trouble ahead. (Reuters)

❖ The number of Americans filing for unemployment benefits increased less than expected last week, suggesting the labor market continued to tighten after recent hurricane-related disruptions. (Reuters)

❖ China will not set a goal of doubling its gross domestic product starting in 2021 so it can focus more on higher-quality, long-term growth, a senior Communist Party official said, in a break from past practice. (Reuters)

Economic News

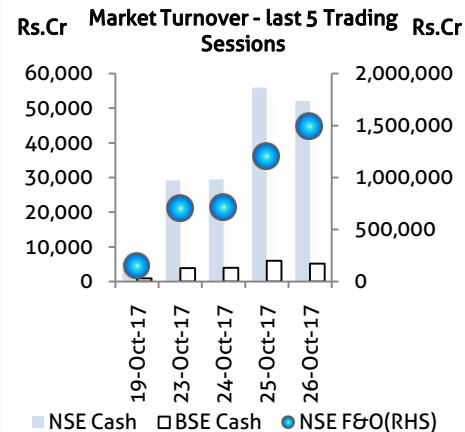
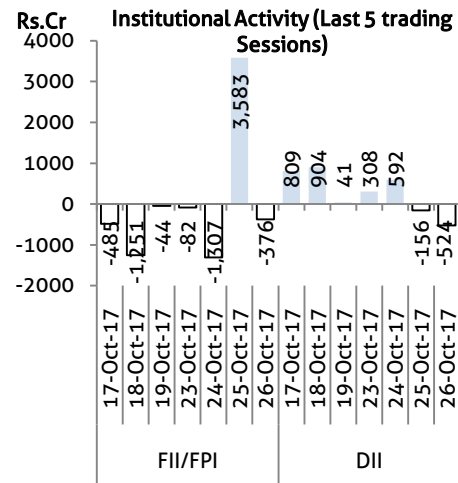
- ❖ Niti Aayog CEO Amitabh Kant on Thursday pitched for channeling insurance and pension funds for financing infrastructure projects as also for a complete re-examination of the Viability Gap Funding (VGF) scheme.
- ❖ The power ministry will include penalty provisions in the electricity amendment bill for stricter enforcement of power purchase agreements (PPA) and renewable purchase obligation (RPO), Union minister R K Singh said on Thursday.
- ❖ Union Minister of Petroleum and Natural Gas Dharmendra Pradhan said investments worth \$40 billion is expected in Indian exploration and production (E and P) 4-5 years.
- ❖ The government is making efforts to double the reach of telecom network in the country by 2020, Telecom Secretary Aurna Sundararajan said on Thursday.
- ❖ The government is all set to launch 150 projects on Ganga by March, Union Minister Nitin Gadkari said on Thursday while asking investors to join hands with the Centre in cleaning of the river.
- ❖ The massive Rs 2.11 lakh crore capital infusion in public sector banks may make the 3.2 per cent fiscal deficit target for 2017-18 difficult to achieve if two-thirds of the planned recapitalisation bonds are issued by the government, Fitch Ratings said.
- ❖ Government think-tank Niti Aayog has recommended strategic disinvestment of 34 sick public sector units so far, its CEO Amitabh Kant said on Thursday.
- ❖ India will announce new policies to help global companies participate more in its oil and gas sector, Oil Secretary K.D. Tripathi said.
- ❖ Britain is keen on expanding its trade with India, a minister said, asserting that there is scope to further strengthen the "thriving" bilateral economic relationship.
- ❖ The introduction of GST is bound to be a "gamechanger" for India's economy despite the expected initial hiccups, which are being addressed by the government, a top official said.
- ❖ The government on Thursday extended the deadline by a month till November 30 for businesses to claim credit of transitional stock in the Goods and Services Tax (GST) regime.

Domestic News

- ❖ Differences over the valuation of IDFC Ltd have come in the way of its proposed merger with Shriram Group to create a financial services company with combined revenue of \$4 billion.
- ❖ Three months after Amtek Auto Ltd was taken to the bankruptcy court, State Bank of India has initiated bankruptcy proceedings against its subsidiary Castex Technologies Ltd.
- ❖ Axis Bank's delay in classifying some loans as nonperforming is negative from a rating perspective, and there is a possibility that the lender's asset quality may deteriorate further in the next 12 to 18 months, credit rating agency Moody's said in a note.
- ❖ GMR Infra and its equity partner Malaysia Airports Holdings Berhad, are looking at setting up investment funds for their next phase of global expansion. While the size of Malaysia Airports' investment fund would be around \$1.5 billion, GMR is yet to announce the size of its fund.

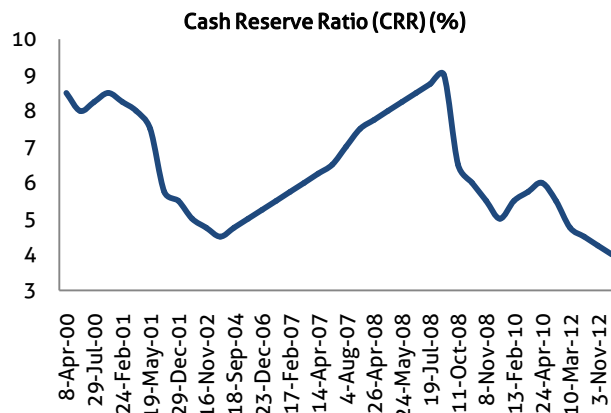
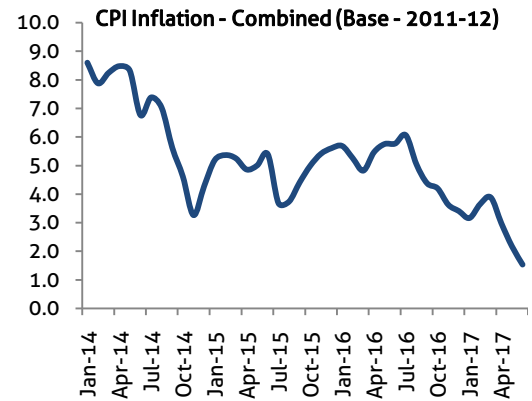
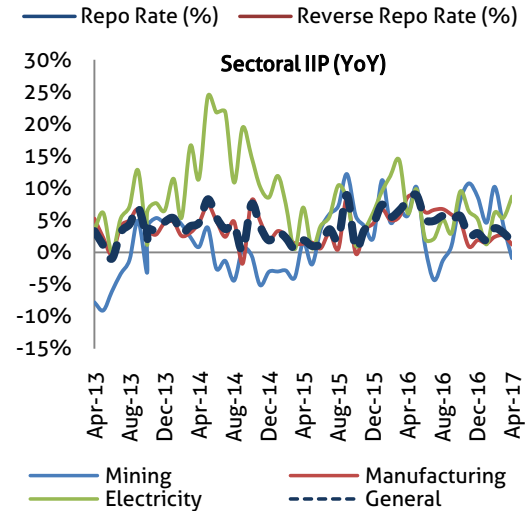
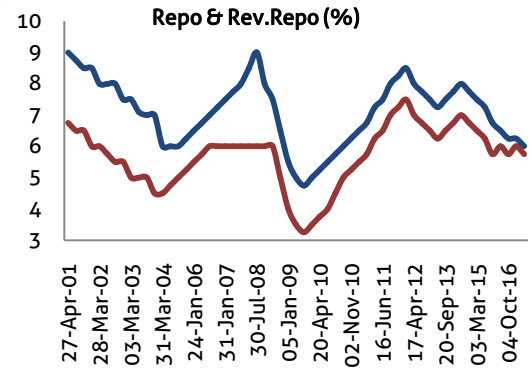
Global Forex	Closing	Chg	% Chg
EUR-USD	1.1256	0.0002	0.02
GBP-USD	1.3131	(0.0030)	(0.23)
USD-JPY	114.16	0.1800	0.16

Bond Markets	Closing	Chg
10-yr bond	7.06	2.90 bps
Interbank call	5.85	-3.06 bps



Domestic News (Cont...)

- ❖ The recent decision by the Government of Karnataka to ban pillion riders on new two-wheelers with displacement smaller than 100cc will affect the sales of the manufacturers.
- ❖ Aurobindo Pharma gets U.S. FDA nod for Amiodarone Hydrochloride injection.
- ❖ Sun Pharmaceutical has received approval from the US health regulator to market a generic version of GSK's Coreg CR, extended-release capsules in the American market.
- ❖ Majesco announced a partnership with Denim, creator of mobile and social media marketing platform that changes the way insurance and financial services companies advertise, engage, and sell.
- ❖ Cafe Coffee Day (CCD) plans to shut around 25 to 30 stores this year. However, plans are also afoot to add around 100 stores as the company focuses on improving profitability.
- ❖ L&T has bagged orders worth Rs 3,551 crore with major contracts from transportation infrastructure and water effluent treatment businesses.
- ❖ Housing sales dropped 18 per cent year-on year to 44,755 units in nine major cities during the September quarter on continued slowdown in the property market, a report said.
- ❖ Pfizer plans to kick off an auction process for its consumer healthcare business in November, paving the way for a potential \$15 billion-plus sale of the headache pill to lip balm business, sources close to the matter told Reuters.
- ❖ Adani and Vedanta are considering bidding for a \$9 billion diamond project in the country that was abandoned by global miner Rio Tinto this year.
- ❖ Srei Equipment Finance Ltd has approved raising up to Rs2,000 crore through IPO.
- ❖ Footwear retailer Khadim India IPO opens on 2 November, expects to raise Rs543 crore through an IPO next month, with a price band of Rs745-750 per share.
- ❖ HDFC Standard Life Insurance Co. Ltd which opens on 7 November fixed the price band for its IPO at Rs275-290 per share.
- ❖ Hero FinCorp Ltd plans to enter the non-life insurance business and is looking to acquire a controlling stake in an existing general insurance company.



Bulk Deal - NSE

Date	Security Name	Client Name	Buy/Sell	Traded Qty.	Price
26-Oct-17	Dewan Housing Fin Corp	MARFATIA NISHIL SURENDRA	BUY	1693861	598.4
26-Oct-17	Apollo Tyres Ltd.	BNP PARIBAS ARBITRAGE	SELL	3445377	238.5
26-Oct-17	Jubilant Foodworks Limite	ALPHAGREP COMMODITIES PRIVATE LIMITED	SELL	336048	1655.3
26-Oct-17	Star Cement Limited	HSBC GLOBAL INVESTMENT FUND MAURITIUS LIMITED	BUY	4478883	110.0
26-Oct-17	Infibeam Incorp. Limited	ASHROJ CREDIT INDIA PRIVATE LIMITED	SELL	3707044	128.6

Bulk Deal - BSE

Date	Security Name	Client Name	Buy/Sell	Traded Qty.	Price
26-Oct-17	DQE	AKG FINVEST LIMITED	B	1,235,000	22.6
26-Oct-17	SAIBABA	JAYSHRIBEN DHIRENDRAKUMAR MANIAR	S	596,000	20.1
26-Oct-17	SABTN	BP FINTRADE PRIVATE LIMITED	B	176,434	36.8
26-Oct-17	RIBATEX	INDRA PRATAP SINGH (HUF)	B	53,646	121.1
26-Oct-17	HINDTIN	SAL REAL ESTATE PRIVATE LIMITED	S	53,600	90.2

Corporate Actions

Scrip Code	Scrip Name	Ex-Date	Purpose	Record Date
505029	ATLASCYCLE	30-Oct-17	Stock Split From Rs.10/- to Rs.5/-	31-Oct-17
538741	SDFS1DD	30-Oct-17	Redemption of Mutual Fund	31-Oct-17
538739	SDFS1DR	30-Oct-17	Redemption of Mutual Fund	31-Oct-17
538740	SDFS1GD	30-Oct-17	Redemption of Mutual Fund	31-Oct-17
538738	SDFS1GR	30-Oct-17	Redemption of Mutual Fund	31-Oct-17
500820	ASIANPAINT	31-Oct-17	Interim Dividend - Rs. - 2.6500	01-Nov-17
500092	CRISIL	31-Oct-17	Interim Dividend - Rs. - 6.0000	01-Nov-17
500179	HCL-INSYS	31-Oct-17	Right Issue of Equity Shares	01-Nov-17
500209	INFY	31-Oct-17	Buy Back of Shares	01-Nov-17
500209	INFY	31-Oct-17	Interim Dividend - Rs. - 13.0000	01-Nov-17
539151	ARFIN	01-Nov-17	Bonus issue 2:1	02-Nov-17
532281	HCLTECH	01-Nov-17	Interim Dividend - Rs. - 2.0000	02-Nov-17
500696	HINDUNILVR	01-Nov-17	Interim Dividend - Rs. - 8.0000	02-Nov-17
500188	HINDZINC	01-Nov-17	Interim Dividend - Rs. - 2.0000	02-Nov-17
535789	IBULHSGFIN	01-Nov-17	Interim Dividend - Rs. - 9.0000	02-Nov-17
533154	INFINITE	01-Nov-17	Bonus issue 1:26	02-Nov-17
512453	SHRJAGP	01-Nov-17	Stock Split From Rs.10/- to Rs.1/-	02-Nov-17
539115	ALAN SCOTT	02-Nov-17	Reduction of Capital	03-Nov-17
540133	ICICIPRULI	02-Nov-17	Interim Dividend - Rs. - 2.3000	03-Nov-17
540133	ICICIPRULI	02-Nov-17	Special Dividend - Rs. - 1.1000	03-Nov-17
532819	MINDTREE	02-Nov-17	Interim Dividend - Rs. - 2.0000	03-Nov-17
532819	MINDTREE	02-Nov-17	Special Dividend - Rs. - 2.0000	03-Nov-17

Global Economic Calendar

Date	Curr.	Event	Actual	Forecast	Previous
23-Oct-17	JPY	Leading Index		106.8	106.8
23-Oct-17	GBP	CBI Industrial Trends Orders (Oct)		9	7
23-Oct-17	USD	Chicago Fed National Activity (Sep)		-0.1	-0.31
23-Oct-17	EUR	Consumer Confidence (Oct)		-1.1	-1.2
23-Oct-17	JPY	Manufacturing PMI (Oct)		53.1	52.9
24-Oct-17	EUR	Manufacturing PMI (Oct)		57.8	58.1
24-Oct-17	EUR	Services PMI (Oct)		55.7	55.8
24-Oct-17	USD	Redbook (YoY)			0.036
24-Oct-17	USD	Manufacturing PMI (Oct)		53.6	53.1
24-Oct-17	USD	Services PMI (Oct)		55.6	55.3
24-Oct-17	USD	API Weekly Crude Oil Stock			-7.130M
25-Oct-17	GBP	GDP (YoY) (Q3)		0.014	0.015
25-Oct-17	USD	Durable Goods Orders (MoM) (Sep)		0.01	0.02
25-Oct-17	USD	House Price Index (YoY) (Aug)			0.063
25-Oct-17	USD	New Home Sales (Sep)		555K	560K
25-Oct-17	USD	Crude Oil Inventories			-5.731M
25-Oct-17	JPY	Foreign Bonds Buying			269.7B
25-Oct-17	JPY	Foreign Investments in Japanese Stocks			840.7B
26-Oct-17	EUR	M3 Money Supply (YoY) (Sep)		0.05	0.05
26-Oct-17	EUR	ECB Interest Rate Decision (Oct)		0	0
26-Oct-17	USD	Goods Trade Balance (Sep)		-63.80B	-62.94B
26-Oct-17	USD	Initial Jobless Claims		235K	222K
26-Oct-17	USD	Natural Gas Storage			51B
26-Oct-17	JPY	National CPI (YoY) (Sep)		0.007	0.007
27-Oct-17	USD	GDP (QoQ) (Q3)		0.026	0.031
27-Oct-17	USD	GDP Price Index (QoQ) (Q3)		0.018	0.01
27-Oct-17	USD	Real Consumer Spending (Q3)		0.022	0.033

Indian Economic Calendar

Date	Curr.	Event	Actual	Forecast	Previous
25-Oct-17	INR	M3 Money Supply			6.00%

Research Team

Name	Designation	Email ID	Contact No.
Paras Bothra	President Equity Research	paras@ashikagroup.com	+91 22 6611 1704
Krishna Kumar Agarwal	Equity Research Analyst	krishna.a@ashikagroup.com	+91 33 4036 0646
Partha Mazumder	Equity Research Analyst	partha.m@ashikagroup.com	+91 33 4036 0647
Arijit Malakar	Equity Research Analyst	amalakar@ashikagroup.com	+91 33 4036 0644
Kapil Jagasia	Equity Research Analyst	kapil.j@ashikagroup.com	+91 22 6611 1715
Tirthankar Das	Technical & Derivative Analyst	tirthankar.d@ashikagroup.com	+91 33 4036 0645

Ashika Stock Broking Limited ("ASBL") or Research Entity has started its journey in the year 1994 and is engaged in the business of broking services, depository services, distributor of financial products (Mutual fund, IPO & Bonds). This research report has been prepared and distributed by ASBL in the sole capacity of a Research Analyst (Reg No. INH000000206) of SEBI (Research Analyst) Regulations 2014. ASBL is a wholly owned subsidiary of Ashika Global Securities (P) Ltd., a RBI registered non-deposit taking NBFC Company. Ashika group (details is enumerated on our website www.ashikagroup.com) is an integrated financial service provider inter alia engaged in the business of Investment Banking, Corporate Lending, Commodity Broking, Debt Syndication & Other Advisory Services.

There were no significant and material disciplinary actions against ASBL taken by any regulatory authority during last three years.

Disclosure

ASBL or its associates, its Research Analysts (including their relatives) may have financial interest in the subject company(ies). However, the said financial interest is not limited to having an open stock market position in /acting as advisor to /having a loan transaction with the subject company(ies) apart from registration as clients.

- 1) ASBL or its Research Analysts (including their relatives) do not have any actual / beneficial ownership of 1% or more of securities of the subject company(ies) at the end of the month immediately preceding the date of publication of this report or date of the public appearance. However ASBL's associates may have actual / beneficial ownership of 1% or more of securities of the subject company(ies).
- 2) ASBL or their Research Analysts (including their relatives) do not have any other material conflict of interest at the time of publication of this research report or date of the public appearance. However ASBL's associates might have an actual / potential conflict of interest (other than ownership).
- 3) ASBL or its associates may have received compensation for investment banking, merchant banking, and brokerage services and for other products and services from the subject companies during the preceding 12 months. However, ASBL or its associates or its Research analysts (forming part of Research Desk) have not received any compensation or other benefits from the subject companies or third parties in connection with the research report. Moreover, Research Analysts have not received any compensation from the companies mentioned herein in the past twelve months.
- 4) ASBL or their Research Analysts have not managed or co-managed public offering of securities for the subject company(ies) in the past twelve months. However ASBL's associates may have managed or co-managed public offering of securities for the subject company(ies) in the past twelve months.
- 5) Research Analysts have not served as an officer, director or employee of the companies mentioned in the report.
- 6) Neither ASBL nor its Research Analysts have been engaged in market making activity for the companies mentioned in the report.

Disclaimer

The research recommendation and information herein are solely for the personal information of the authorized recipient and does not construe to be an offer documents or any investment, legal or taxation advice or solicitation of any action based upon it. This report is not for public distribution or use by any person or entity, where such distribution, publication, availability or use would be contrary to law, regulation or subject to any registration or licensing requirement. We will not treat recipients as customer by virtue of their receiving this report. The report is based upon the information obtained from public sources that we consider reliable, but we do not guarantee its accuracy or completeness. ASBL shall not be in anyways responsible for any loss or damage that may arise to any such person from any inadvertent error in the information contained in this report. The recipients of this report should rely on their own investigations.