

Equity	Latest	% Chg	NSE Sect. Indices	Latest	% Chg
Nifty	9595	0.90	NIFTY IT	10735.40	(0.03)
Sensex	31028	0.90	NIFTY BANK	23362.20	0.74
DowJones	21080	-0.01	NIFTY 500	8331.85	1.19
Nasdaq	6210	0.08	NIFTY FMCG	25507.55	1.80
Hangseng	25672	0.13	NIFTY INFRA	3250.20	1.35
Shanghai	3110	0.08	NIFTY AUTO	10711.55	1.17
Nikkei	6783	0.17	NIFTY ENERGY	11858.35	1.98
Strait Times	3213	-0.20	NIFTY PHARMA	9060.45	(1.51)
Kospi	2366	0.44	<b>Advances / Declines</b>	<b>BSE</b>	<b>NSE</b>
Taiwan	10102	-0.06	Advances	1822	1247
FTSE	7548	0.40	Declines	851	424
CAC	5337	-0.01	Unchanged	176	72
DAX	12602	-0.15	Total	2849	1743

Nifty Gainers		
Company	Price(Rs)	Chg(%)
TATASTEEL	511.30	5.49
VEDL	242.25	4.15
HINDALCO	198.25	4.04
IBULHSGFIN	1086.55	3.92
BPCL	753.00	3.60

Nifty Losers		
Company	Price(Rs)	Chg(%)
SUNPHARMA	565.75	(4.36)
IOC	425.90	(2.97)
CIPLA	491.25	(2.53)
LUPIN	1112.00	(2.47)
TCS	2570.05	(2.08)

Vol. Shockers	Last Day (Lakh)	2 Wk Avg. (Lakh)	Vol. Ch. (Times)
SWELECTES	1.29	0.1	9
HCG	2.52	0.3	9
RANEHOLDIN	1.54	0.2	8
MARICO	31.93	4.1	8
BANCOINDIA	18.85	2.6	7

Indian Forex	Closing	Chg	% Chg
USD/INR	64.595	0.086	0.13
GBP/INR	83.185	(0.586)	(0.70)
EUR/INR	72.333	(0.136)	(0.19)
JPY/INR	57.950	0.210	0.36

Precious Metal	Closing	Chg (Rs.)
Gold (Rs/10gm)	28890	239
Silver (Rs/1kg)	40015	215

Commodities	Price	% Chg.
Crude (US\$/BBL)	49.7	1.57
Brent (US\$/BBL)	52.0	0.97
Gold (US/oz)	1269.5	0.78
Silver (US\$/oz)	17.4	1.11
Copper (US\$/MT)	5671.0	0.11
Alum (US\$/MT)	1950.0	(0.20)
Zinc(US\$/MT)	2622.5	0.58

ADR	Cl. Values	% Chg.
ICICI Bank	11.55	3.24
HDFC Bank	50.75	(20.97)
Infosys	31.46	16.18
Tata Steel Ltd	14.42	[0]
Dr. Deddy's Labs	50.45	7.73
Wipro	11.32	1.43
Tata Motors	42.28	7.64

## Market Sensor

US market closed mixed on Friday ahead of the Memorial Day holiday weekend and digested key economic data. Dow Jones Industrial Average was down 0.01% or 2.67 points at 21080.28 Nasdaq Composite was up 0.08% or 4.94 points at 6210.19 Standard & Poor's 500 was up 0.03% or 0.75 points at 2415.82

India's benchmark equity indices surged to new record closes on Friday, reflecting investor optimism over progress in economic reforms as the National Democratic Alliance (NDA) government enters its fourth year. Nifty ended the previous day with a gain of 0.90% or 85.35 points at 9595.10. On Friday's trading session, FIIs sold net Rs.274.14 Cr in cash market and bought Rs.3590.07 Cr in derivative segment. Whereas, DII bought net Rs.1008.56 Cr in cash segment.

## Global News

❖ Profits earned by Chinese industrial firms rose 14.0 percent in April from a year earlier, official data showed on Saturday, slowing from March's pace and adding to concerns that the world's second-largest economy may be losing steam. (Reuters)

❖ Ministers from OPEC and non-OPEC oil-exporting countries agreed on Thursday to extend existing production cuts for a further nine months to the end of March 2018. (Reuters)

❖ China's structural reforms will slow the pace of its debt build-up but will not be enough to arrest it, and another credit rating cut for the country is possible down the road unless it gets its ballooning credit in check, officials at Moody's said. (Reuters)

❖ Financial stability risks in the euro zone are contained but remain significant and have even increased in some areas over the past six months, the European Central Bank said in a regular stability review on Wednesday. (Reuters)

❖ Confidence among Japanese manufacturers receded in May for the first time in nine months after hitting a decade-high level April, a Reuters survey found, showing guarded optimism in a nascent export-led economic recovery. (Reuters)

## Economic News

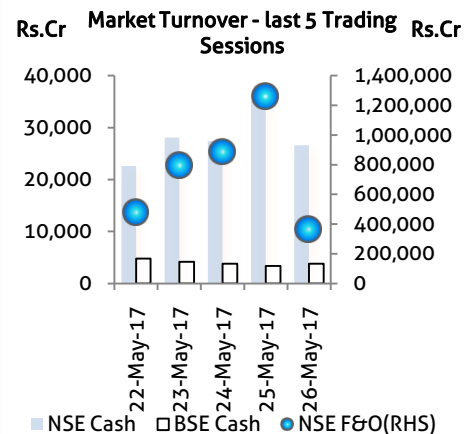
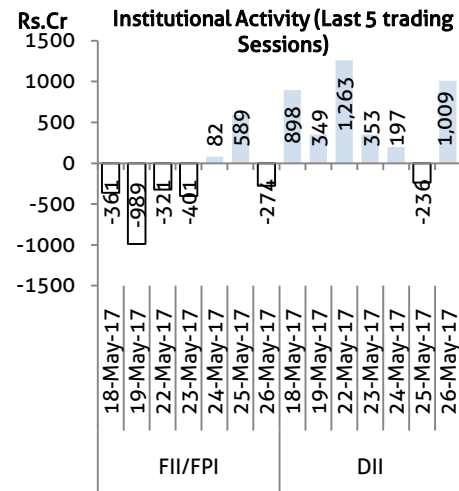
- ❖ Classification of different items under various tax slabs of GST has created an environment of anxiety and concern among the trading community across the country, Confederation of All India Traders said on Sunday.
- ❖ It was the duty of every government department concerned with demonetisation to spell out all relevant facts and reasons behind the radical move, the Central Information Commission has observed.
- ❖ After decades of neglect, India is building roads, including 17 highway stretches, in areas near its international borders that will double up as airstrips, Union Minister Nitin Gadkari has said.
- ❖ The Reserve Bank is expected to come out by June-July with guidelines to regulate the Indian peer-to-peer (P2P) lending market.
- ❖ The Narendra Modi-led NDA government within first three years of coming to power has all but fulfilled its poll promise of giving farmers a support price that is 50 per cent more than cost of production of a crop, Bharatiya Janata Party (BJP) President Amit Shah has said.
- ❖ The Ministry of Commerce and Industry will now grant licences for manufacturing of tanks, fighter planes, warships and other defence equipment.
- ❖ Island nation Mauritius elbowed out Singapore to emerge as the top source of foreign direct investment (FDI) into India in 2016-17.
- ❖ Chief Minister Naveen Patnaik has given approval to the infrastructure projects, worth Rs 166 crore, for the construction of bridges and roads in the state.
- ❖ Investments worth over Rs 4 lakh crore have been approved for improving urban infrastructure in the three years of the Modi government, Union minister M Venkaiah Naidu said on Friday.
- ❖ The government on Friday said the Department of Industrial Policy and Promotion (DIPP) will now process the applications for grant of licence for manufacture of defence items.
- ❖ The effective price of coal for consumers is likely to decrease by Rs 100-150, as the country heads moves to a uniform tax regime under the Goods and Services Tax (GST).
- ❖ External commercial borrowings (ECBs) by Indian companies in April more than trebled to \$1.30 billion, a sizable portion of which was taken to start new projects.

## Domestic News

- ❖ Mercator has been awarded a contract by the New Mangalore Port Trust for maintenance dredging at New Mangalore Port for a period of three years. The value of the Contract is Rs.98 Crore.
- ❖ Cadila Healthcare receives final approval from U.S. FDA for "Acamprosate Calcium Delayed Release Tablets".
- ❖ Larsen & Toubro to develop Rs 1,329 cr water supply scheme from Mumbai Metropolitan Regional Development Authority in Mumbai.
- ❖ Accel Frontline board approves sale of Singapore-based subsidiary of the company to Starhub Ltd. for 19.38 million Singapore Dollars.
- ❖ Jindal Steel and Power commissions, Odisha's biggest integrated steel plant, 6 million tonnes per annum steel plant at Angul, at an investment of Rs 33,000 crore.

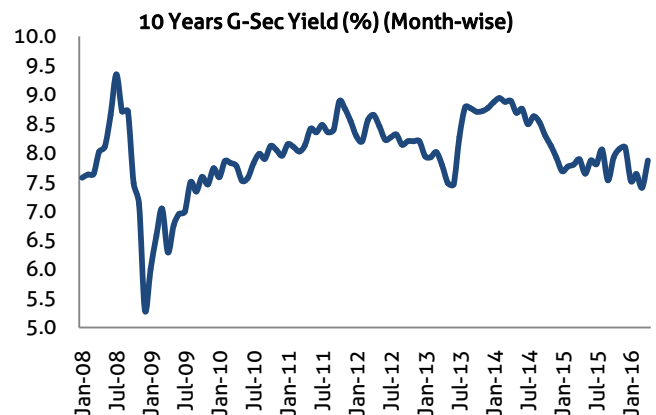
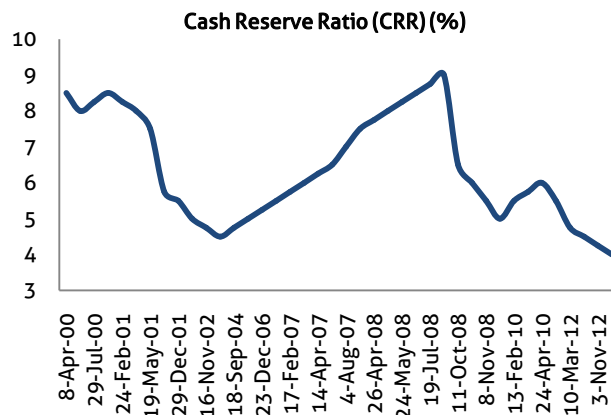
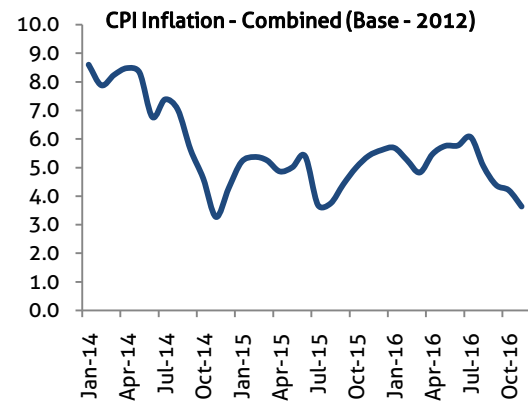
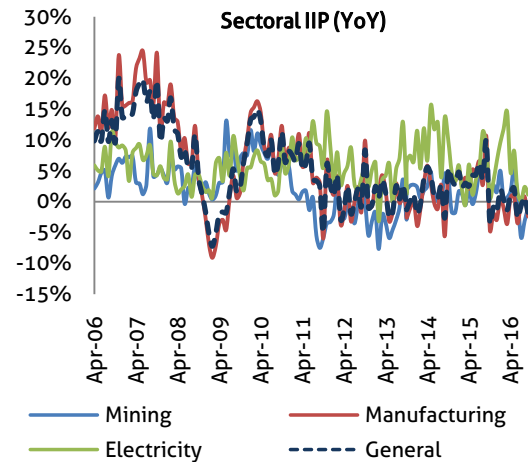
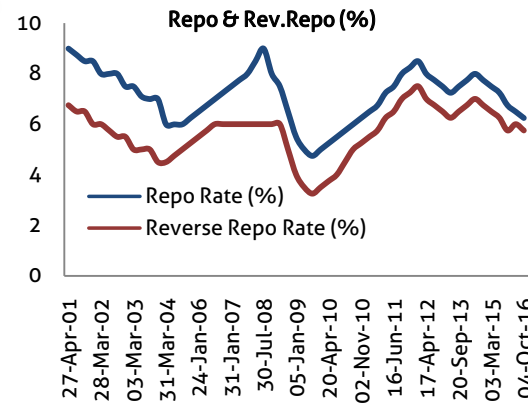
Global Forex	Closing	Chg	% Chg
EUR-USD	1.1163	(0.0017)	(0.00)
GBP-USD	1.2816	0.0017	0.13
USD-JPY	111.39	0.0300	0.03

Bond Markets	Closing	Chg
10-yr bond	6.96	000 bps
Interbank call	6.03	2.52 bps



## Domestic News (Cont...)

- ❖ Oil and Natural Gas Corp. (ONGC) has decided to aggressively expand its acreage under exploration and production from July once the government starts accepting bids for 26 unexplored sedimentary basins.
- ❖ The overall despatch of coal by state-owned Coal India rose 6 per cent to 45.3 million tonnes last month.
- ❖ Indian Oil Corp (IOC) has overtaken Oil and Natural Gas Corp (ONGC) to become India's most profitable state-owned company.
- ❖ Textile and apparel major Raymond will invest Rs 350 crore in capacity and retail expansion this year.
- ❖ RMV Switchgear's new project of manufacturing of environmental friendly 'Imitation Marble and Wooden Surfaces for walls and floors with production capacity of more than 20lakh Sq. Ft. of sheets/ profile per annum' with a Capex of Rs. 801.05.
- ❖ Ashok Leyland has got three-pronged approach for increasing electric buses market in India, which includes European technology and battery swapping technology.
- ❖ Igarshi Motors board approves bonus issue
- ❖ CG power has received an Offer for acquisition of the Company's power business in United States of America, comprised in its subsidiary, CG Power Systems USA Inc (PSUS).
- ❖ Brookfiled in talks to buy Towers of idea and Vodafone at an EV of Rs 6454cr.
- ❖ ICICI Lombard General Insurance's foreign partner Canada-based Fairfax has offloaded part stake of 12.18 per cent to a clutch of investors, including Warburg Pincus, for Rs 2,473 crore.
- ❖ Maruti Suzuki India (MSI) is targeting to sell 3 lakh units of vehicles equipped with different automatic transmission technologies by 2020.
- ❖ Dabur sold land and building of its Jalpaiguri unit in West Bengal for Rs 8 crore.
- ❖ Indian Hotels board approves amalgamation of wholly-owned subsidiary Tifco Holdings with itself.
- ❖ Amid data war among top telecom and broadband players since the entry of Reliance Jio in the telecom space and its impending broadband play, Bharti Airtel is now offering 1,000 GB of free broadband data to customers on select broadband plans.



## Bulk Deal - NSE

Date	Security Name	Client Name	Buy/Sell	Traded Qty.	Price
26-May-17	Jaiprakash Associates Lim	ADROIT SHARE & STOCK BROKER PVT. LTD.	BUY	19259490	12.5
26-May-17	Sintex Industries Ltd.	ADROIT FINANCIAL SERVICES PRIVATE LIMITED	BUY	4174928	29.6
26-May-17	Alankit Limited	KUSUM N DESAI	BUY	1015000	23.6
26-May-17	Websol Energy System Ltd	GRD SECURITIES LIMITED	SELL	159380	131.4
26-May-17	Vardhman Polytex Limited	SANJEEV KUMAR GOYAL	SELL	124914	65.9

## Bulk Deal - BSE

Date	Security Name	Client Name	Buy/Sell	Traded Qty.	Price
26-May-17	BANCOINDIA	BANCO ALUMINIUM LIMITED	B	1,788,990	222.6
26-May-17	NEHAINT	SEEMA AGGARWAL	B	700,000	8.9
26-May-17	DARSHANORNA	MOHAMED HUSSAIN PUNJANI	B	88,000	60.0
26-May-17	PWASML	NAVDEEP VARSHNEYA	B	100,000	29.5
26-May-17	SUMEDHA	ANTONY ABRAHAM	B	104,788	27.7

## Corporate Actions

Scrip Code	Scrip Name	Ex-Date	Purpose	Record Date
532648	YESBANK	29-May-17	Dividend - Rs. - 12.0000	-
532526	DISHMAN	30-May-17	Amalgamation	31-May-17
509820	PAPERPROD	31-May-17	Dividend - Rs. - 3.0000	-
519260	SANWARIA	31-May-17	Interim Dividend - Rs. - 0.0500	01-Jun-17
537635	D12MS146DG	01-Jun-17	Redemption of Mutual Fund	02-Jun-17
537636	D12MS146DR	01-Jun-17	Redemption of Mutual Fund	02-Jun-17
537632	D12MS146RG	01-Jun-17	Redemption of Mutual Fund	02-Jun-17
537634	D12MS146RQ	01-Jun-17	Redemption of Mutual Fund	02-Jun-17
537633	D12MS146RR	01-Jun-17	Redemption of Mutual Fund	02-Jun-17
537696	D12MS148DG	01-Jun-17	Redemption of Mutual Fund	02-Jun-17
537694	D12MS148RG	01-Jun-17	Redemption of Mutual Fund	02-Jun-17
537695	D12MS148RQ	01-Jun-17	Redemption of Mutual Fund	02-Jun-17
531253	INDGELA	01-Jun-17	Buy Back of Shares	02-Jun-17
500209	INFY	01-Jun-17	Final Dividend - Rs. - 14.7500	-
506943	JBCHEPHARM	01-Jun-17	Buy Back of Shares	02-Jun-17
536170	KUSHAL	01-Jun-17	Interim Dividend - Rs. - 0.3000	03-Jun-17
522241	MMFL	01-Jun-17	Interim Dividend - Rs. - 1.0000	02-Jun-17
532827	PAGEIND	01-Jun-17		02-Jun-17
532039	ZENOTECH	01-Jun-17	Right Issue of Equity Shares	02-Jun-17
532814	INDIANB	02-Jun-17	Dividend - Rs. - 6.0000	-
511288	GRUH	05-Jun-17	Dividend - Rs. - 2.8000	-
533088	MHRIL	05-Jun-17	Dividend - Rs. - 5.0000	-

## Global Economic Calendar

Date	Curr.	Event	Actual	Forecast	Previous
29-May-17		United States - Memorial Day			
29-May-17		United Kingdom - Bank Holiday			
29-May-17	JPY	Unemployment Rate (Apr)		2.80%	2.80%
29-May-17	JPY	Retail Sales (YoY) (Apr)		2.30%	2.10%
30-May-17	JPY	BoJ Core CPI (YoY)			-0.10%
30-May-17	EUR	Consumer Confidence (May)		-3	-3.3
30-May-17	EUR	Industrial Sentiment (May)		3	2.6
30-May-17	USD	Personal Spending (MoM) (Apr)		0.40%	0.00%
30-May-17	USD	CB Consumer Confidence (May)		119.9	120.3
30-May-17	GBP	GfK Consumer Confidence (May)		-8	-7
30-May-17	JPY	Industrial Production (MoM) (Apr)		4.30%	-1.90%
31-May-17	JPY	Housing Starts (YoY) (Apr)		-1.50%	0.20%
31-May-17	GBP	Mortgage Approvals (Apr)		66.05K	66.84K
31-May-17	EUR	CPI (YoY) (May)		1.50%	1.90%
31-May-17	EUR	Unemployment Rate (Apr)		9.40%	9.50%
31-May-17	USD	Pending Home Sales Index (Apr)			111.4
31-May-17	JPY	Manufacturing PMI (May)		52	52
1-Jun-17	EUR	Manufacturing PMI (May)		57	57
1-Jun-17	GBP	Manufacturing PMI (May)		56.5	57.3
1-Jun-17	USD	Initial Jobless Claims		239K	234K
1-Jun-17	USD	Nonfarm Productivity (QoQ) (Q1)		-0.50%	-0.60%
1-Jun-17	USD	Manufacturing PMI (May)		52.5	52.5
1-Jun-17	USD	ISM Manufacturing PMI (May)		54.5	54.8
1-Jun-17	USD	All Car Sales			6.42M
1-Jun-17	JPY	Monetary Base (YoY)		19.60%	19.80%
2-Jun-17	JPY	Household Confidence (May)		43.6	43.2
2-Jun-17	GBP	Construction PMI (May)		52.7	53.1
2-Jun-17	EUR	PPI (YoY) (Apr)		4.50%	3.90%
2-Jun-17	USD	Trade Balance (Apr)		-46.00B	-43.70B

## Indian Economic Calendar

Date	Curr.	Event	Actual	Forecast	Previous
31-May-17	INR	Federal Fiscal Deficit (Mar)			6,056.14B
31-May-17	INR	GDP Quarterly (YoY) (Q4)		7.10%	7.00%
1-Jun-17	INR	Nikkei Markit Manufacturing PMI (May)		52.7	52.5
2-Jun-17	INR	FX Reserves, USD			379.31B

## Research Team

Name	Designation	Email ID	Contact No.
Paras Bothra	President Equity Research	paras@ashikagroup.com	+91 22 6611 1704
Krishna Kumar Agarwal	Equity Research Analyst	krishna.a@ashikagroup.com	+91 33 4036 0646
Partha Mazumder	Equity Research Analyst	partha.m@ashikagroup.com	+91 33 4036 0647
Arijit Malakar	Equity Research Analyst	amalakar@ashikagroup.com	+91 33 4036 0644
Kapil Jagasia, CFA	Equity Research Analyst	kapil.j@ashikagroup.com	+91 22 6611 1715
Tirthankar Das	Technical & Derivative Analyst	tirthankar.d@ashikagroup.com	+91 33 4036 0645

Ashika Stock Broking Limited ("ASBL") or Research Entity has started its journey in the year 1994 and is engaged in the business of broking services, depository services, distributor of financial products (Mutual fund, IPO & Bonds). This research report has been prepared and distributed by ASBL in the sole capacity of a Research Analyst (Reg No. INH00000206) of SEBI (Research Analyst) Regulations 2014. ASBL is a wholly owned subsidiary of Ashika Global Securities (P) Ltd., a RBI registered non-deposit taking NBFC Company. Ashika group (details is enumerated on our website [www.ashikagroup.com](http://www.ashikagroup.com)) is an integrated financial service provider inter alia engaged in the business of Investment Banking, Corporate Lending, Commodity Broking, Debt Syndication & Other Advisory Services.

There were no significant and material disciplinary actions against ASBL taken by any regulatory authority during last three years.

### Disclosure

ASBL or its associates, its Research Analysts (including their relatives) may have financial interest in the subject company(ies). However, the said financial interest is not limited to having an open stock market position in /acting as advisor to /having a loan transaction with the subject company(ies) apart from registration as clients.

- 1) ASBL or its Research Analysts (including their relatives) do not have any actual / beneficial ownership of 1% or more of securities of the subject company(ies) at the end of the month immediately preceding the date of publication of this report or date of the public appearance. However ASBL's associates may have actual / beneficial ownership of 1% or more of securities of the subject company(ies).
- 2) ASBL or their Research Analysts (including their relatives) do not have any other material conflict of interest at the time of publication of this research report or date of the public appearance. However ASBL's associates might have an actual / potential conflict of interest (other than ownership).
- 3) ASBL or its associates may have received compensation for investment banking, merchant banking, and brokerage services and for other products and services from the subject companies during the preceding 12 months. However, ASBL or its associates or its Research analysts (forming part of Research Desk) have not received any compensation or other benefits from the subject companies or third parties in connection with the research report. Moreover, Research Analysts have not received any compensation from the companies mentioned herein in the past twelve months.
- 4) ASBL or their Research Analysts have not managed or co-managed public offering of securities for the subject company(ies) in the past twelve months. However ASBL's associates may have managed or co-managed public offering of securities for the subject company(ies) in the past twelve months.
- 5) Research Analysts have not served as an officer, director or employee of the companies mentioned in the report.
- 6) Neither ASBL nor its Research Analysts have been engaged in market making activity for the companies mentioned in the report.

### Disclaimer

The research recommendation and information herein are solely for the personal information of the authorized recipient and does not construe to be an offer documents or any investment, legal or taxation advice or solicitation of any action based upon it. This report is not for public distribution or use by any person or entity, where such distribution, publication, availability or use would be contrary to law, regulation or subject to any registration or licensing requirement. We will not treat recipients as customer by virtue of their receiving this report. The report is based upon the information obtained from public sources that we consider reliable, but we do not guarantee its accuracy or completeness. ASBL shall not be in anyways responsible for any loss or damage that may arise to any such person from any inadvertent error in the information contained in this report. The recipients of this report should rely on their own investigations.