

| Equity | Latest | % Chg | NSE Sect. Indices | Latest | % Chg |
|--------------|--------|--------|----------------------------|------------|------------|
| Nifty | 10323 | (0.20) | NIFTY IT | 10862.05 | (0.19) |
| Sensex | 33157 | 0.03 | NIFTY BANK | 24839.55 | (0.73) |
| DowJones | 23434 | 0.14 | NIFTY 500 | 9104.45 | (0.03) |
| Nasdaq | 6701 | 2.20 | NIFTY FMCG | 25814.70 | 0.66 |
| Hangseng | 28429 | (0.04) | NIFTY INFRA | 3546.75 | (0.92) |
| Shanghai | 3377 | (1.18) | NIFTY AUTO | 11317.90 | 0.94 |
| Nikkei | 6956 | 0.05 | NIFTY ENERGY | 14387.00 | (1.32) |
| Strait Times | 3379 | (0.23) | NIFTY PHARMA | 9650.10 | 2.35 |
| Kospi | 2503 | 0.26 | Advances / Declines | BSE | NSE |
| Taiwan | 10761 | 0.48 | Advances | 1367 | 905 |
| FTSE | 7505 | 0.25 | Declines | 1339 | 833 |
| CAC | 5494 | 0.71 | Unchanged | 151 | 74 |
| DAX | 13218 | 0.64 | Total | 2857 | 1812 |

| Nifty Gainers | | |
|---------------|-----------|--------|
| Company | Price(Rs) | Chg(%) |
| BAJFINANCE | 1823.50 | 4.39 |
| ADANI PORTS | 431.75 | 4.21 |
| SUNPHARMA | 551.00 | 3.93 |
| ONGC | 184.05 | 3.78 |
| TATAMOTORS | 429.85 | 2.49 |

| Nifty Losers | | |
|--------------|-----------|--------|
| Company | Price(Rs) | Chg(%) |
| INFRATEL | 419.00 | (7.99) |
| YESBANK | 307.70 | (7.10) |
| IOC | 413.00 | (5.38) |
| HINDPETRO | 455.75 | (5.29) |
| BHARTIARTL | 487.45 | (4.66) |

| Vol. Shockers | Last Day (Lakh) | 2 Wk Avg. (Lakh) | Vol. Ch. (Times) |
|---------------|-----------------|------------------|------------------|
| CUMMINSIND | 6.78 | 0.9 | 8 |
| JKLAKSHMI | 5.41 | 0.7 | 7 |
| UNITDSPR | 7.39 | 1.0 | 7 |
| BASF | 2.38 | 0.4 | 7 |
| HEIDELBERG | 4.75 | 0.7 | 7 |

| Indian Forex | Closing | Chg | % Chg |
|--------------|---------|---------|--------|
| USD/INR | 65.093 | 0.304 | 0.47 |
| GBP/INR | 85.383 | (0.501) | (0.58) |
| EUR/INR | 75.684 | (0.923) | (1.20) |
| JPY/INR | 57.000 | (0.060) | (0.11) |

| Precious Metal | Closing | Chg (Rs.) |
|-----------------|---------|-----------|
| Gold (Rs/10gm) | 29250 | (53) |
| Silver (Rs/1kg) | 39100 | (150) |

| Commodities | Price | % Chg. |
|------------------|--------|--------|
| Crude (US\$/BBL) | 54.0 | 2.49 |
| Brent (US\$/BBL) | 60.4 | 1.75 |
| Gold (US/oz) | 1272.2 | 0.31 |
| Silver (US\$/oz) | 16.8 | 0.06 |
| Copper (US\$/MT) | 6831.5 | (1.92) |
| Alum (US\$/MT) | 2119.0 | (2.57) |
| Zinc(US\$/MT) | 3201.0 | (3.03) |

| ADR | Cl. Values | % Chg. |
|------------------|------------|--------|
| ICICI Bank | 8.80 | (0.20) |
| HDFC Bank | 90.20 | 1.90 |
| Infosys | 15.00 | (0.10) |
| Tata Steel Ltd | 21.00 | (0.10) |
| Dr. Deddy's Labs | 35.70 | 0.70 |
| Wipro | 5.20 | 0.20 |
| Tata Motors | 32.30 | 1.50 |

Market Sensor

In the US Market tech-heavy Nasdaq composite rose to a record high on Friday as Wall Street cheered the blowout quarterly reports from three of the world's biggest tech companies. Dow Jones Industrial Average was up 0.14% or 33.33 points at 23434.19. Nasdaq Composite was up 2.20% or 144.49 points at 6701.26. Standard & Poor's 500 was up 0.81% or 20.67 points at 2581.07.

Indian Equity market ended almost unchanged in a dull session, taking a breather after the recent up move. Encouraging earnings by bluechips like Maruti Suzuki and beginning of the November futures and options (F&O) series prodded participants to make fresh bets. Nifty ended the previous day with a decline of 0.20% or 20.75 points 10323.05. On Friday's trading session, FIIs sold net Rs.640.95 Cr in cash market and bought Rs.870.95 Cr in derivative segment. Whereas, DII bought net Rs.56.57 Cr in cash segment.

Global News

❖ Germany could post a budget surplus of 14 billion euros in 2017, a magazine reported Saturday, providing more negotiating room for Chancellor Angela Merkel's conservative bloc as it tries to forge a new coalition with the Free Democrats and Greens. (Reuters)

❖ Standard and Poor's and Fitch left their credit ratings for Britain unchanged on Friday but remained gloomy about the outlook due to the likelihood of the country reaching a bad deal in its divorce talks with the European Union. (Reuters)

❖ President Donald Trump is leaning towards nominating Federal Reserve Governor Jerome Powell to be the next head of the U.S. central bank, two sources familiar with the matter said on Friday. (Reuters)

❖ To hear some economists talk, the Bank of England is about to make a big mistake - raise interest rates just as the economy heads into what could be a major storm. (Reuters)

❖ The U.S. economy unexpectedly maintained a brisk pace of growth in the third quarter as an increase in inventory investment and a smaller trade deficit offset a hurricane-related slowdown in consumer spending and a decline in construction. (Reuters)

Economic News

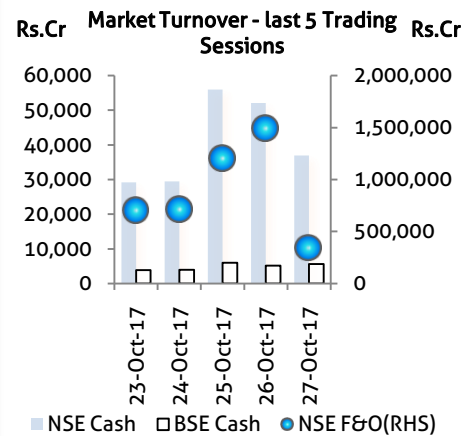
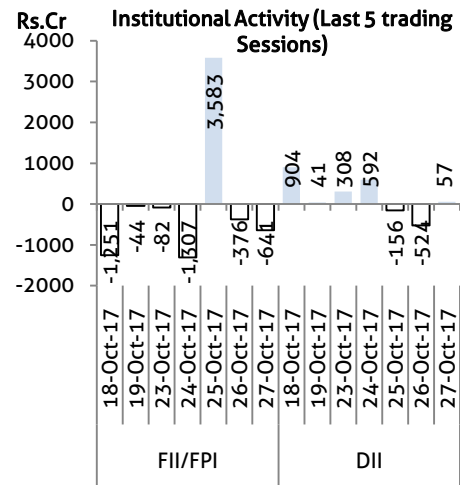
- ❖ A ministerial panel has recommended lowering the goods and services tax (GST) rates for small businesses and extending the benefit to more such units in an attempt to reduce their tax burden and improve compliance.
- ❖ The Group of Ministers set up to make GST composition scheme more attractive on Sunday suggested lowering tax rates for manufacturers and restaurants under the plan to 1 per cent.
- ❖ Government think-tank NITI Aayog will soon finalise the National Energy Policy (NEP) and take it to the Union Cabinet, a top official said.
- ❖ The dilution of government equity to 52 per cent in state-owned banks under the recapitalisation plan can fetch valuation much higher than the estimated potential of Rs 58,000 crore, says a report.
- ❖ Uttar Pradesh, India's biggest sugar producing state, has raised the price mills must pay for the new crop by 3.3 per cent, a state government source said on Friday.
- ❖ The Indian Coast Guard has drawn up a Rs 32,000 crore plan for 2017-2022, which will see participation from the private sector.
- ❖ The indirect revenue collection by the government may fall short of the target this fiscal due to disruption caused by the GST rollout, a top official said.
- ❖ Corporate India's M&A deal tally took a 63.4 per cent hit in the July-September quarter of this year, largely because of a "flagging economy" that has led to the decline, says a Mergermarket report.
- ❖ For years, public sector companies would just sit on cash without any solid investment plans. That has changed over the last couple of years when they are being prodded to invest or transfer the surplus. And, now financial planning is moving to the next stage where consolidation is being recommended for state-run companies across sectors.
- ❖ The change in market perception of public sector banks (PSBs) following the announcement on their recapitalisation has the potential to fetch the government much higher values than that envisaged in the bank support plan via stake divestment in PSBs, industry chamber ASSOCHAM said on Sunday.

Domestic News

- ❖ IDFC Ltd and the Shriram Group are unlikely to extend the exclusive negotiation period for their proposed merger which is ending on 8 November.
- ❖ Housing Development Finance Corp. Ltd (HDFC) is looking to list its mutual fund unit in 2018 and is also evaluating a plan to start a distressed asset fund, said chairman Deepak Parekh.
- ❖ The government will launch the 'Bharat 22' Exchange Traded Fund (ETF) from November 14-17, managed by ICICI Prudential Mutual Fund, to garner about Rs 8,000 crore.
- ❖ Vedanta has lined up a Rs 10,000 crore investment plan for Jharkhand. This includes an iron ore mining project and an integrated steel plant.
- ❖ Ashok Leyland is looking at investing Rs 400-500 crore in its electric vehicle business over the next three to five years.
- ❖ Top global players including Tata Steel, Essar Group, and ArcelorMittal are learnt to have submitted bids to acquire debt-laden Essar Steel which is going through the insolvency resolution process.

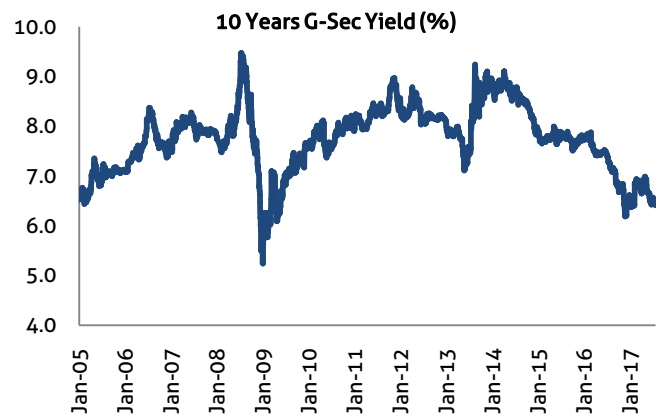
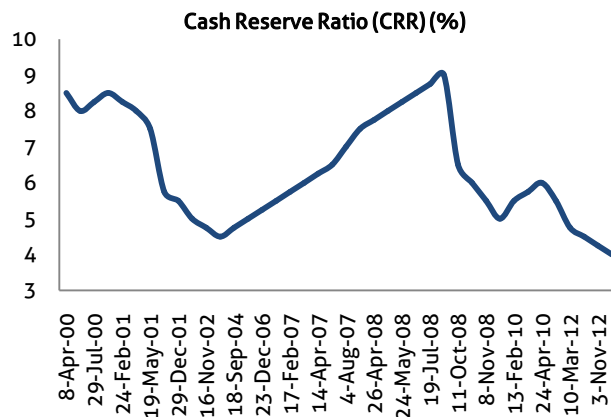
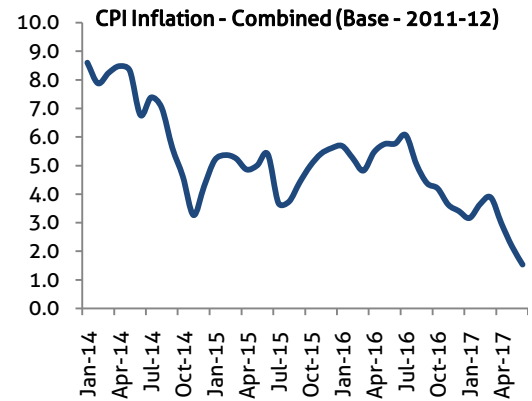
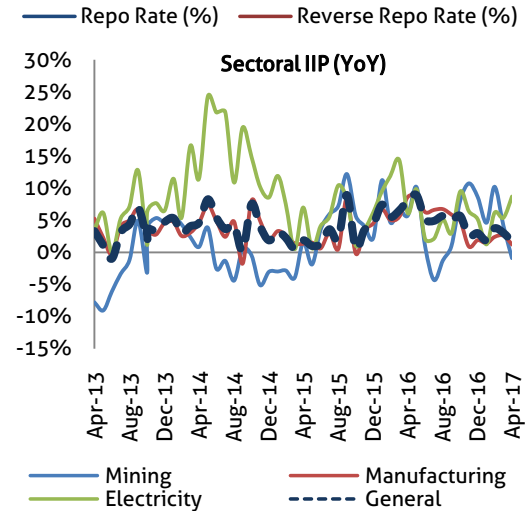
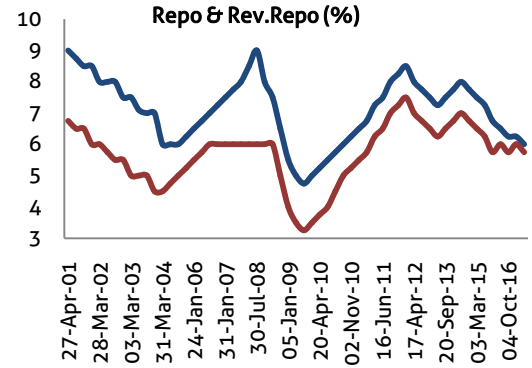
| Global Forex | Closing | Chg | % Chg |
|--------------|---------|----------|--------|
| EUR-USD | 1.1256 | 0.0002 | 0.02 |
| GBP-USD | 1.3140 | 0.0006 | 0.05 |
| USD-JPY | 113.64 | (0.0600) | (0.05) |

| Bond Markets | Closing | Chg |
|----------------|---------|-----------|
| 10-yr bond | 7.05 | -1.30 bps |
| Interbank call | 5.86 | 1.66 bps |



Domestic News (Cont...)

- ❖ Cadila Health gets U.S. FDA approval for generic of Tazoxifen Citrate Tablets.
- ❖ Sun Pharma Gets US FDA Nod For Carvedilol Phosphate Capsules (Used To Treat High Blood Pressure & Heart Failure)
- ❖ Qess Corp has completed the acquisition of 46% equity in Coimbatore-based software development firm Heptagon Technologies Pvt Ltd at Rs 9.77 crore.
- ❖ SBI asks Odisha to take equity in Bhushan Steel.
- ❖ Tata Sons will pump Rs 30,000 crore more into its money-losing telecom company, Tata Teleservices.
- ❖ Larsen & Toubro to set up its missile-integrated facility at an investment of around Rs. 500 crore, in a joint venture with French company MBDA, one of the world's largest exporters of missile systems.
- ❖ Larsen & Toubro is planning to invest Rs 1,000 crore to set up tank manufacturing and missile facilities. Maharashtra, Gujarat and Tamil Nadu are on the radar for setting up the facilities.
- ❖ No form 483 issued by U-S FDA had conducted an inspection at Alkem Labs' manufacturing facility located at St Louis.
- ❖ ITC says legal cigarette industry volumes under severe pressure.
- ❖ Indian Oil Corp Ltd aims to have 13.5 million tonnes of liquefied natural gas (LNG) import capacity in five years, as India moves toward a gas-based economy under Prime Minister Narendra Modi.
- ❖ Tata Motors' British luxury marquee Jaguar-Land Rover (JLR) expects to vroom past the 4,500-unit volume-mark this fiscal year and increase its market share to around 14 per cent.
- ❖ Maruti Suzuki India planned to build electric cars as the government strives to electrify all new vehicles by 2030, though it didn't give a timeline for the process.
- ❖ Kridhan Infra has signed a definitive Share Purchase Agreement with institutional and other investors of construction firm Vijay Nirman Company Pvt Ltd (VNC) to acquire its 36.60% stake through a secondary transaction.
- ❖ Sunteck Realty has raised over Rs 650 crore at Rs 322 apiece from global financial institutions through Qualified Institutional Placement (QIP) and promoter's capital infusion.



Bulk Deal - NSE

| Date | Security Name | Client Name | Buy/Sell | Traded Qty. | Price |
|-----------|---------------------------|------------------------|----------|-------------|-------|
| 27-Oct-17 | Sakuma Exports Limited | LOPA SAUMIL BHAVNAGARI | SELL | 512873 | 208.5 |
| 27-Oct-17 | GM Breweries Ltd. | SUNITA MEHTA | BUY | 73674 | 772.4 |
| 27-Oct-17 | Arihant Superstruct Ltd | MOHNISH O CHHAJER | SELL | 290643 | 177.2 |
| 27-Oct-17 | Ashapura Minechem Ltd | FIZZA S LAKDAWALA | SELL | 800000 | 52.4 |
| 27-Oct-17 | Gammon Infrastructure Pro | GAMMON POWER LIMITED | SELL | 12500000 | 2.9 |

Bulk Deal - BSE

| Date | Security Name | Client Name | Buy/Sell | Traded Qty. | Price |
|-----------|---------------|---|----------|-------------|-------|
| 27-Oct-17 | ASL | BALAR ABHISHEK KUMAR | S | 206,959 | 177.5 |
| 27-Oct-17 | SINCLAIR | MCCS INVESTMENT HOLDING LIMITED | S | 77,257 | 319.9 |
| 27-Oct-17 | KAARYAFSL | SHREE MALLIKARJUN TRAD INVEST PRIVATE LIMITED | S | 255,000 | 44.2 |
| 27-Oct-17 | JTLINFRA | DINESH SHAH | S | 55,704 | 101.7 |
| 27-Oct-17 | COMCL | RASHMI SANJAY JAIN | P | 212,142 | 18.4 |

Corporate Actions

| Scrip Code | Scrip Name | Ex-Date | Purpose | Record Date |
|------------|------------|-----------|------------------------------------|-------------|
| 505029 | ATLASCYCLE | 30-Oct-17 | Stock Split From Rs.10/- to Rs.5/- | 31-Oct-17 |
| 538741 | SDFSB1DD | 30-Oct-17 | Redemption of Mutual Fund | 31-Oct-17 |
| 538739 | SDFSB1DR | 30-Oct-17 | Redemption of Mutual Fund | 31-Oct-17 |
| 538740 | SDFSB1GD | 30-Oct-17 | Redemption of Mutual Fund | 31-Oct-17 |
| 538738 | SDFSB1GR | 30-Oct-17 | Redemption of Mutual Fund | 31-Oct-17 |
| 500820 | ASIANPAINT | 31-Oct-17 | Interim Dividend - Rs. - 2.6500 | 01-Nov-17 |
| 500092 | CRISIL | 31-Oct-17 | Interim Dividend - Rs. - 6.0000 | 01-Nov-17 |
| 500179 | HCL-INSYS | 31-Oct-17 | Right Issue of Equity Shares | 01-Nov-17 |
| 500209 | INFY | 31-Oct-17 | Buy Back of Shares | 01-Nov-17 |
| 500209 | INFY | 31-Oct-17 | Interim Dividend - Rs. - 13.0000 | 01-Nov-17 |
| 539151 | ARFIN | 01-Nov-17 | Bonus issue 2:1 | 02-Nov-17 |
| 532281 | HCLTECH | 01-Nov-17 | Interim Dividend - Rs. - 2.0000 | 02-Nov-17 |
| 500696 | HINDUNILVR | 01-Nov-17 | Interim Dividend - Rs. - 8.0000 | 02-Nov-17 |
| 500188 | HINDZINC | 01-Nov-17 | Interim Dividend - Rs. - 2.0000 | 02-Nov-17 |
| 535789 | IBULHSGFIN | 01-Nov-17 | Interim Dividend - Rs. - 9.0000 | 02-Nov-17 |
| 533154 | INFINITE | 01-Nov-17 | Bonus issue 1:26 | 02-Nov-17 |
| 512453 | SHRJAGP | 01-Nov-17 | Stock Split From Rs.10/- to Rs.1/- | 02-Nov-17 |
| 539115 | ALAN SCOTT | 02-Nov-17 | Reduction of Capital | 03-Nov-17 |
| 540133 | ICICIPRULI | 02-Nov-17 | Interim Dividend - Rs. - 2.3000 | 03-Nov-17 |
| 540133 | ICICIPRULI | 02-Nov-17 | Special Dividend - Rs. - 1.1000 | 03-Nov-17 |
| 532819 | MINDTREE | 02-Nov-17 | Interim Dividend - Rs. - 2.0000 | 03-Nov-17 |
| 532819 | MINDTREE | 02-Nov-17 | Special Dividend - Rs. - 2.0000 | 03-Nov-17 |

Global Economic Calendar

| Date | Curr. | Event | Actual | Forecast | Previous |
|-----------|-------|--|--------|----------|----------|
| 30-Oct-17 | JPY | Retail Sales (YoY) (Sep) | | 2.50% | 1.70% |
| 30-Oct-17 | GBP | BoE Consumer Credit (Sep) | | 1.500B | 1.583B |
| 30-Oct-17 | GBP | Mortgage Lending (Sep) | | 3.60B | 4.04B |
| 30-Oct-17 | EUR | Industrial Sentiment (Oct) | | 7 | 6.6 |
| 30-Oct-17 | USD | Core PCE Price Index (MoM) (Sep) | | 0.20% | 0.10% |
| 30-Oct-17 | USD | Personal Spending (MoM) (Sep) | | 0.70% | 0.10% |
| 31-Oct-17 | JPY | Unemployment Rate (Sep) | | 2.80% | 2.80% |
| 31-Oct-17 | JPY | Industrial Production (MoM) (Sep) | | -1.50% | 2.00% |
| 31-Oct-17 | GBP | GfK Consumer Confidence (Oct) | | -10 | -9 |
| 31-Oct-17 | CNY | Manufacturing PMI (Oct) | | 52 | 52.4 |
| 31-Oct-17 | JPY | BoJ Interest Rate Decision | | -0.10% | -0.10% |
| 31-Oct-17 | JPY | Housing Starts (YoY) (Sep) | | -3.60% | -2.00% |
| 31-Oct-17 | EUR | CPI (YoY) (Oct) | | 1.40% | 1.50% |
| 31-Oct-17 | EUR | GDP (YoY) (Q3) | | 2.10% | 2.10% |
| 31-Oct-17 | EUR | Unemployment Rate (Sep) | | 9.00% | 9.10% |
| 31-Oct-17 | USD | S&P/CS HPI Composite - 20 n.s.a. (MoM) (Aug) | | 0.70% | 0.70% |
| 31-Oct-17 | USD | CB Consumer Confidence (Oct) | | 120.3 | 119.8 |
| 01-Nov-17 | GBP | Nationwide HPI (YoY) (Oct) | | | 2.00% |
| 01-Nov-17 | USD | ADP Nonfarm Employment Change (Oct) | | 225K | 135K |
| 01-Nov-17 | USD | Construction Spending (MoM) (Sep) | | 0.10% | 0.50% |
| 01-Nov-17 | USD | ISM Manufacturing PMI (Oct) | | 59 | 60.8 |
| 01-Nov-17 | USD | Fed Interest Rate Decision | | 1.25% | 1.25% |
| 02-Nov-17 | USD | Domestic Truck Sales (Oct) | | 8.23M | 9.69M |
| 02-Nov-17 | EUR | Manufacturing PMI (Oct) | | 58.6 | 58.6 |
| 02-Nov-17 | GBP | BoE QE Total (Oct) | | 435B | 435B |
| 02-Nov-17 | GBP | BoE Interest Rate Decision (Oct) | | 0.50% | 0.25% |
| 02-Nov-17 | USD | Nonfarm Productivity (QoQ) (Q3) | | 2.00% | 1.50% |
| 03-Nov-17 | USD | Manufacturing Payrolls (Oct) | | 15.0K | -1.0K |
| 03-Nov-17 | USD | Nonfarm Payrolls (Oct) | | 300K | -33K |
| 03-Nov-17 | USD | Trade Balance (Sep) | | -43.40B | -42.40B |
| 03-Nov-17 | USD | Unemployment Rate (Oct) | | 4.20% | 4.20% |
| 03-Nov-17 | USD | Factory Orders (MoM) (Sep) | | 1.00% | 1.20% |
| 03-Nov-17 | USD | ISM Non-Manufacturing PMI (Oct) | | 59 | 59.8 |

Indian Economic Calendar

| Date | Curr. | Event | Actual | Forecast | Previous |
|-----------|-------|---------------------------------------|--------|----------|-----------|
| 31-Oct-17 | INR | Federal Fiscal Deficit (Sep) | | | 5,250.45B |
| 01-Nov-17 | INR | Nikkei Markit Manufacturing PMI (Oct) | | 51.9 | 51.2 |
| 03-Nov-17 | INR | Nikkei Services PMI (Oct) | | | 50.7 |

Research Team

| Name | Designation | Email ID | Contact No. |
|-----------------------|--------------------------------|------------------------------|------------------|
| Paras Bothra | President Equity Research | paras@ashikagroup.com | +91 22 6611 1704 |
| Krishna Kumar Agarwal | Equity Research Analyst | krishna.a@ashikagroup.com | +91 33 4036 0646 |
| Partha Mazumder | Equity Research Analyst | partha.m@ashikagroup.com | +91 33 4036 0647 |
| Arijit Malakar | Equity Research Analyst | amalakar@ashikagroup.com | +91 33 4036 0644 |
| Kapil Jagasia | Equity Research Analyst | kapil.j@ashikagroup.com | +91 22 6611 1715 |
| Tirthankar Das | Technical & Derivative Analyst | tirthankar.d@ashikagroup.com | +91 33 4036 0645 |

Ashika Stock Broking Limited ("ASBL") or Research Entity has started its journey in the year 1994 and is engaged in the business of broking services, depository services, distributor of financial products (Mutual fund, IPO & Bonds). This research report has been prepared and distributed by ASBL in the sole capacity of a Research Analyst (Reg No. INH000000206) of SEBI (Research Analyst) Regulations 2014. ASBL is a wholly owned subsidiary of Ashika Global Securities (P) Ltd., a RBI registered non-deposit taking NBFC Company. Ashika group (details is enumerated on our website www.ashikagroup.com) is an integrated financial service provider inter alia engaged in the business of Investment Banking, Corporate Lending, Commodity Broking, Debt Syndication & Other Advisory Services.

There were no significant and material disciplinary actions against ASBL taken by any regulatory authority during last three years.

Disclosure

ASBL or its associates, its Research Analysts (including their relatives) may have financial interest in the subject company(ies). However, the said financial interest is not limited to having an open stock market position in /acting as advisor to /having a loan transaction with the subject company(ies) apart from registration as clients.

- ASBL or its Research Analysts (including their relatives) do not have any actual / beneficial ownership of 1% or more of securities of the subject company(ies) at the end of the month immediately preceding the date of publication of this report or date of the public appearance. However ASBL's associates may have actual / beneficial ownership of 1% or more of securities of the subject company(ies).
- ASBL or their Research Analysts (including their relatives) do not have any other material conflict of interest at the time of publication of this research report or date of the public appearance. However ASBL's associates might have an actual / potential conflict of interest (other than ownership).
- ASBL or its associates may have received compensation for investment banking, merchant banking, and brokerage services and for other products and services from the subject companies during the preceding 12 months. However, ASBL or its associates or its Research analysts (forming part of Research Desk) have not received any compensation or other benefits from the subject companies or third parties in connection with the research report. Moreover, Research Analysts have not received any compensation from the companies mentioned herein in the past twelve months.
- ASBL or their Research Analysts have not managed or co-managed public offering of securities for the subject company(ies) in the past twelve months. However ASBL's associates may have managed or co-managed public offering of securities for the subject company(ies) in the past twelve months.
- Research Analysts have not served as an officer, director or employee of the companies mentioned in the report.
- Neither ASBL nor its Research Analysts have been engaged in market making activity for the companies mentioned in the report.

Disclaimer

The research recommendation and information herein are solely for the personal information of the authorized recipient and does not construe to be an offer documents or any investment, legal or taxation advice or solicitation of any action based upon it. This report is not for public distribution or use by any person or entity, where such distribution, publication, availability or use would be contrary to law, regulation or subject to any registration or licensing requirement. We will not treat recipients as customer by virtue of their receiving this report. The report is based upon the information obtained from public sources that we consider reliable, but we do not guarantee its accuracy or completeness. ASBL shall not be in anyways responsible for any loss or damage that may arise to any such person from any inadvertent error in the information contained in this report. The recipients of this report should rely on their own investigations.