

Equity	Latest	% Chg	NSE Sect. Indices	Latest	% Chg
Nifty	8142	0.19	NIFTY IT	10059.60	(0.46)
Sensex	26394	0.17	NIFTY BANK	18223.75	(0.42)
DowJones	19122	0.12	NIFTY 500	7003.60	0.29
Nasdaq	5380	0.21	NIFTY FMCG	20306.60	(0.58)
Hangseng	22820	0.36	NIFTY INFRA	2759.25	0.41
Shanghai	3256	-0.81	NIFTY AUTO	9017.95	2.17
Nikkei	18340	0.18	NIFTY ENERGY	9915.05	0.25
Strait Times	2903	0.80	NIFTY PHARMA	11061.30	(0.44)
Kospi	1987	0.42	<b>Advances / Declines</b>	<b>BSE</b>	<b>NSE</b>
Taiwan	9216	0.26	Advances	1570	1029
FTSE	6772	-0.40	Declines	1028	588
CAC	4551	0.91	Unchanged	199	74
DAX	10620	0.36	Total	2797	1691

Nifty Gainers		
Company	Price(Rs)	Chg(%)
EICHERMOT	21260.15	5.18
IDEA	79.50	4.88
BOSCHLTD	20280.00	4.50
MARUTI	5104.00	4.30
GAIL	427.50	2.40

Nifty Losers		
Company	Price(Rs)	Chg(%)
HINDALCO	175.55	(1.74)
AXISBANK	465.70	(1.52)
SUNPHARMA	706.20	(1.25)
BPCL	644.30	(1.07)
ITC	231.30	(1.03)

Vol. Shockers	Last Day (Lakh)	2 Wk Avg. (Lakh)	Vol. Ch. (Times)
MOTILALOFs	5.28	0.6	8
CHOLAFIN	9.70	1.2	8
PGHH	0.11	0.0	7
GSKCONS	0.51	0.1	6
THOMASCOOK	12.74	2.1	6

Indian Forex	Closing	Chg	% Chg
USD/INR	68.654	(0.070)	(0.10)
GBP/INR	85.227	(0.623)	(0.73)
EUR/INR	72.800	(0.377)	(0.51)
JPY/INR	61.250	(0.070)	(0.11)

Precious Metal	Closing	Chg (Rs.)
Gold (Rs/10gm)	28850	(82)
Silver (Rs/1kg)	40600	(375)

Commodities	Price	% Chg.
Crude (US\$/BBL)	45.4	(3.30)
Brent (US\$/BBL)	46.6	(3.06)
Gold (US/oz)	1194.8	(0.07)
Silver (US\$/oz)	16.8	0.06
Copper (US\$/MT)	5778.0	(2.65)
Alum (US\$/MT)	1722.0	(2.52)
Zinc(US\$/MT)	2867.0	(1.38)

ADR	Cl. Values	% Chg.
ICICI Bank	7.53	0.94
HDFC Bank	64.38	2.43
Infosys	14.50	(0.41)
Vedanta Ltd	13.12	(1.72)
Dr. Deddy's Labs	46.40	0.74
Wipro	9.58	(0.21)
Tata Motors	33.17	1.34

## Market Sensor

US market closed higher on Tuesday, led by health care and real estate, as investors digested falling oil prices ahead of a key OPEC meeting, as well as economic data. Dow Jones Industrial Average was up 0.12% or 23.70 points at 19121.60 Nasdaq Composite was up 0.21% or 11.11 points at 5379.92 Standard & Poor's 500 was up 0.13% or 2.94 points at 2204.66

Indian Equity market ended marginally higher in a volatile session on Tuesday, in continuation to its recent recovery. selling pressure was seen in FMCG, technology and select banks while auto, oil and telecom stocks gained. Investors maintained cautious stance ahead of macro-economic data - GDP, fiscal deficit and core sector. Nifty ended the previous day with a gain of 0.19% or 15.25 points at 8142.15. On Wednesday's trading session, FIIs sold net Rs.715.3 Cr in cash market and bought Rs2887.60 Cr in derivative segment. Whereas, DII bought net Rs.534.2 Cr in cash segment.

## Global News

❖ South Korea's tepid factory output sagged even further in October as production of electronic components and telecommunications equipment fell, clouding the economic growth outlook.

❖ Saudi Arabia's King Salman approved the allocation of 100 billion riyals (\$26.67 billion) from the kingdom's reserves to the Public Investment Fund (PIF) on Wednesday, according to a statement carried by state news agency SPA.

❖ The U.S. economy grew faster than initially estimated in the third quarter, notching its best performance in two years, buoyed by strong consumer spending and a surge in soybean exports.

❖ South Korea's finance minister said on Wednesday the economy faces more downside risks due to an influence-peddling scandal involving President Park Geun-hye who asked parliament on Tuesday for her to leave office.

❖ Nine regional Federal Reserve banks in October pushed for an increase in the rate commercial banks are charged for emergency loans, minutes from the Fed's Oct. 31 discount rate meeting showed on Tuesday

## Economic News

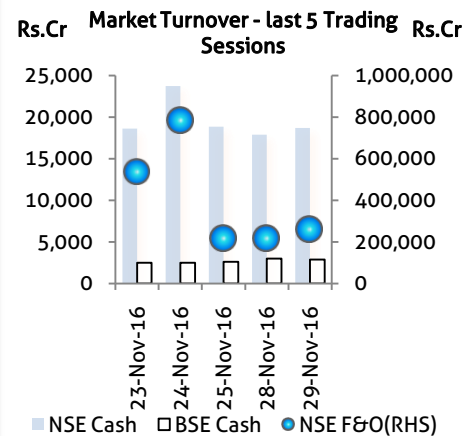
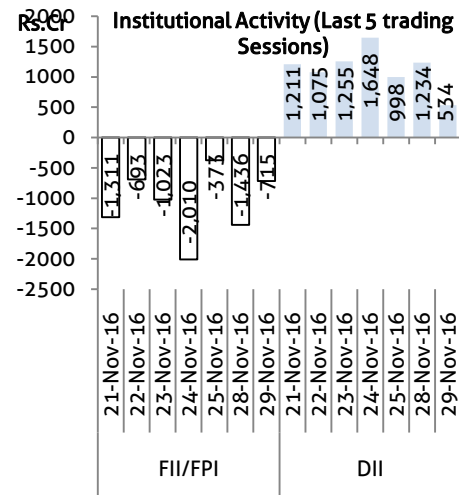
- ❖ Amidst din and without debate, Lok Sabha passed within minutes a major bill that provides a window to legalise black money post-demonetisation and a tax on that amount, triggering a controversy with the Opposition calling it a "black day" and accusing it of being "undemocratic and dictatorial".
- ❖ Demonetised notes worth Rs 8.15 crore were deposited in banks by Delhi Transport Corporation (DTC) officials between November 8 and 20, an inquiry panel has said in its preliminary report, prompting the Delhi government to refer the matter to ACB for probe.
- ❖ In order to encourage public participation and bring in greater transparency, the Finance Ministry has invited suggestions from public for Budget 2017-18.
- ❖ A Niti Aayog-led panel, which is looking into digital payments for all government-citizen transactions, on Tuesday made a detailed presentation to 525 district collectors on ways to promote easy digital payments.
- ❖ Seeking to neutralise political turmoil over demonetisation within and outside Parliament, the Prime Minister's Office (PMO) is likely to shortly notify a committee of chief ministers to suggest ways to make India a less-cash economy.
- ❖ Sugar mills in Uttar Pradesh have accelerated their cane crushing operations, notching up production volumes that are already seven times the output achieved during the previous 2015-16 crushing season.
- ❖ Around 28% of respondents are yet to deposit their old Rs 500 and Rs 1,000 currency notes in the bank and plan to do it before December 30, says a survey conducted by LocalCircles, a community engagement platform.
- ❖ Union Minister of State for Finance Santosh Gangwar on Tuesday said that the Reserve Bank of India (RBI) was focussing all efforts to bridge the shortfall of the new Rs 500 currency notes.
- ❖ Government is expected to meet its fiscal deficit target of 3% for the next financial year on account of additional revenue from penalty on black money and deposits under the income disclosure, says a report.

## Domestic News

- ❖ SAIL Cabinet Committee on Economic Affairs gives 'in-principle' approval for strategic divestment of the company's Bhadrawati, Salem and Durgapur (Alloy Steels Plant) units. Strategic buyer to be identified via two stage auction process.
- ❖ Vivimed Labs says Finished Dosage Formulation (FDF) facility in Alathur, Chennai completed successful U.S. FDA inspection. Also, obtained ANDA approval for Metronidazole and same is commercialised.
- ❖ Indian Hotels Company Ltd has formed a marketing alliance with Hong Kong-based hotel chain Shangri-La Hotels and Resorts in a bid to increase its footprint and global customer-base, while reducing operational expenses.
- ❖ Axiata is looking to sell its 20 per cent stake in Idea Cellular as the Malaysian company believes the Indian telecom provider's valuation will remain subdued for at least the next three years given the likelihood of a pricing onslaught stemming from the entry of Reliance Jio Infocomm, said three people familiar with the plan.

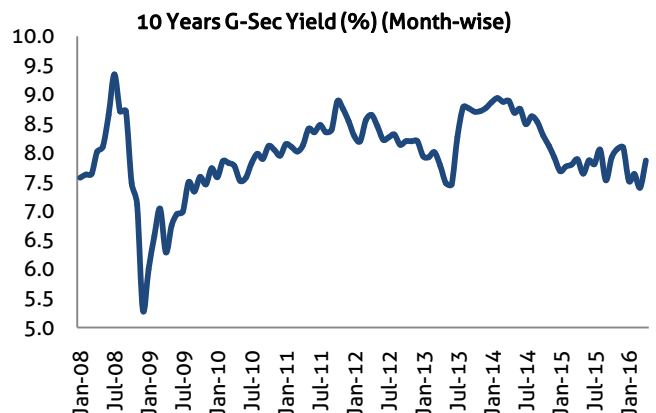
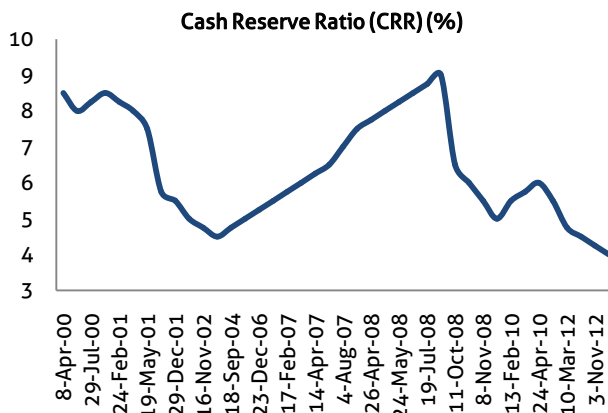
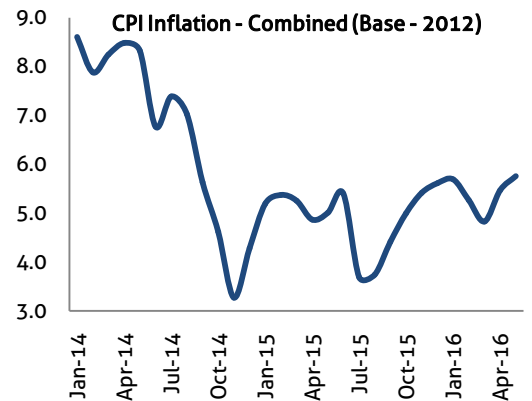
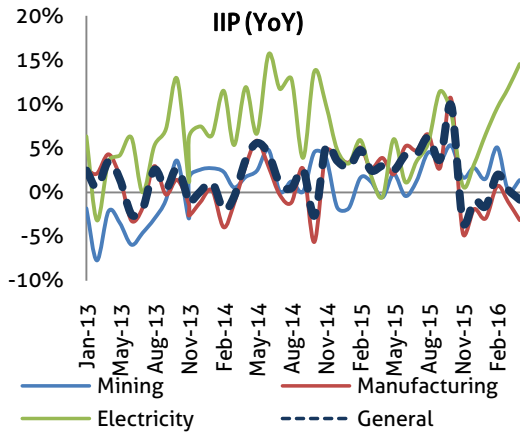
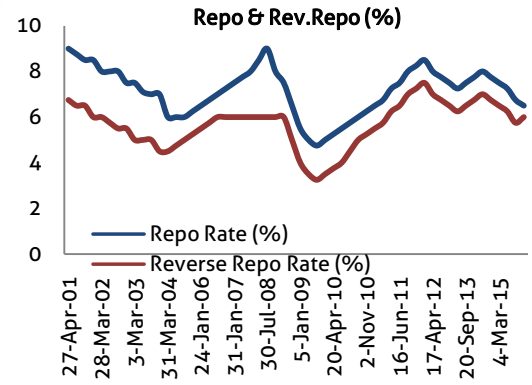
Global Forex	Closing	Chg	% Chg
EUR-USD	1.0642	(0.0008)	(0.00)
GBP-USD	1.2479	(0.0015)	(0.12)
USD-JPY	112.40	0.0100	0.01

Bond Markets	Closing	Chg
10-yr bond	6.50	6.00 bps
Interbank call	6.38	-14.84 bps



## Domestic News (Cont...)

- ❖ PTC India Financial Services board approves preferential allotment of 8 crore equity shares of Rs 10 each at a price of Rs 38.50 per share to the promoter group.
- ❖ Lupin receives FDA approval for generic Nuvigil tablets used to improve wakefulness in adult patients.
- ❖ UCO Bank issues 7.17 crore shares on a preferential basis to Life Insurance Corporation of India at Rs 37.74 per share for a lock-in period of one year.
- ❖ Brookfield Asset Management has submitted the highest bid for a 51 percent stake in Bharti Infratel. It may also settle for a significant minority stake if Airtel is unwilling to relinquish control.
- ❖ Hindustan Construction Company (HCC) said its board would consider issuance of equity shares as well as optionally convertible debentures to lenders under the scheme for sustainable structuring of stressed assets.
- ❖ RIL's textile brand 'Only Vimal' has been granted patent by the US Patent & Trademark Office for its DEO2 process technology that helps fight perspiration odour.
- ❖ Hindustan Unilever slashes December advertising budget post demonetisation.
- ❖ Mahanadi Coalfields Ltd (MCL) has lined up Rs 20,000 crore investment over next four years to bolster its business activities that include coal mining and evacuation, infrastructure strengthening and foray into power generation.
- ❖ Software industry lobby National Association of Software and Services Companies (Nasscom), after revising its growth forecast for the information technology (IT) sector downwards to 8-10 per cent for this year, is hopeful that the growth rate will rebound in next three quarters.
- ❖ Jet Airways is developing a gateway in Singapore, its first in East Asia, to build connections between Europe and Asia Pacific.
- ❖ Natco Pharma has received final approval from the USFDA for a generic version of Armodafinil tablets used as a wakefulness promoting agent for oral administration.
- ❖ Qess Corp is acquiring the facility management and catering businesses of Manipal Integrated Services. The purchase will help strengthen its market position in integrated facility management, the company said.



## Bulk Deal - NSE

Date	Security Name	Client Name	Buy/Sell	Traded Qty.	Price
29-Nov-16	Energy Development Compan	SIRWANI MANOHAR ASANDAS	BUY	1325519	68.7
29-Nov-16	Max Ventures and Inds Ltd	SIVA ENTERPRISES PRIVATE LIMITED	BUY	1778940	50.5
29-Nov-16	PNB Gilts Limited	BP FINTRADE PRIVATE LIMITED	SELL	1079078	53.9
29-Nov-16	TVS Electronics Limited	AMANDEEP DILIP ARORA	BUY	300000	159.4
29-Nov-16	Prakash Constrowell Ltd	SIRWANI RAJANI MANOHARLAL	BUY	4874918	5.9

## Bulk Deal - BSE

Date	Security Name	Client Name	Buy/Sell	Traded Qty.	Price
29-Nov-16	MCCHRLS-B	EMBASSY PROPERTY DEVELOPMENTS PRIVATE LIMITED	B	2,873,800	642.6
29-Nov-16	ESL	STARBRIDGE FINANCE LTD	S	12,050,000	3.0
29-Nov-16	ENERGYDEV	MANOHAR ASANDAS SIRWANI	B	275,332	66.6
29-Nov-16	PRAKASHCON	RAJANI MANOHARLAL SIRWANI	S	1,340,919	5.9
29-Nov-16	INVENTURE	PIONEER SECURITIES PRIVATE LIMITED	B	441,470	13.3

## Corporate Actions

Scrip Code	Scrip Name	Ex-Date	Purpose	Record Date
536974	CPL	01-Dec-16	Interim Dividend - Rs. - 0.2000	02-Dec-16
500210	INGERRAND	01-Dec-16	Interim Dividend - Rs. - 3.0000	02-Dec-16
537005	IPRU2207	01-Dec-16	Redemption of Mutual Fund	-
537006	IPRU8407	01-Dec-16	Redemption of Mutual Fund	-
532711	SUNILHITEC	01-Dec-16	Bonus issue 1:1	03-Dec-16
532711	SUNILHITEC	01-Dec-16	Stock Split From Rs.10/- to Rs.1/-	03-Dec-16
536977	IPRU2203	05-Dec-16	Redemption of Mutual Fund	-
536978	IPRU2204	05-Dec-16	Redemption of Mutual Fund	-
536979	IPRU8403	05-Dec-16	Redemption of Mutual Fund	-
536980	IPRU8404	05-Dec-16	Redemption of Mutual Fund	-
526109	PRICOL	05-Dec-16	Amalgamation	06-Dec-16
590005	TIDEWATER	06-Dec-16	Interim Dividend - Rs. - 50.0000	07-Dec-16
502355	BALKRISIND	07-Dec-16		08-Dec-16
522292	CHANDNI	08-Dec-16	Consolidation of Shares	09-Dec-16
512297	SHANTAI	08-Dec-16	Interim Dividend - Rs. - 1.0000	09-Dec-16
502986	VTL	08-Dec-16	Buy Back of Shares	09-Dec-16
504741	INDIANHUME	09-Dec-16	Bonus issue 1:1	13-Dec-16
500790	NESTLEIND	09-Dec-16		13-Dec-16
500378	JINDALSAW	14-Dec-16	Dividend - Rs. - 1.0000	-
531082	ALANKIT	15-Dec-16	Stock Split From Rs.2/- to Rs.1/-	16-Dec-16
500830	COLPAL	15-Dec-16		16-Dec-16
500041	BANARISUG	21-Dec-16	Dividend - Rs. - 7.5000	-

## Global Economic Calendar

Date	Curr.	Event	Actual	Forecast	Previous
28-Nov-16	EUR	Business and Consumer Survey (Nov)		106.9	106.3
28-Nov-16	EUR	Business Climate (Nov)			0.6
28-Nov-16	EUR	Consumer Confidence (Nov)		-6	-8
28-Nov-16	EUR	Industrial Sentiment (Nov)		-1	-0.6
28-Nov-16	USD	Dallas Fed Mfg Business Index (Nov)			-1.5
29-Nov-16	JPY	Household Spending (YoY) (Oct)		-0.60%	-2.10%
29-Nov-16	JPY	Unemployment Rate (Oct)		3.00%	3.00%
29-Nov-16	GBP	BoE Consumer Credit (Oct)		1.550B	1.405B
29-Nov-16	GBP	Mortgage Approvals (Oct)		65.50K	62.93K
29-Nov-16	USD	GDP (QoQ) (Q3)		3.00%	2.90%
29-Nov-16	USD	S&P/CS HPI Composite - 20 n.s.a. (YoY) (Sep)		5.20%	5.10%
29-Nov-16	USD	CB Consumer Confidence (Nov)		100	98.6
30-Nov-16	JPY	Industrial Production (MoM) (Oct)		-0.10%	0.60%
30-Nov-16	GBP	GfK Consumer Confidence (Nov)		-4	-3
30-Nov-16	JPY	Housing Starts (YoY) (Oct)		11.20%	10.00%
30-Nov-16	EUR	CPI (YoY) (Nov)		0.60%	0.50%
30-Nov-16	USD	MBA 30-Year Mortgage Rate			4.16%
30-Nov-16	USD	ADP Nonfarm Employment Change (Nov)		160K	147K
30-Nov-16	USD	Personal Income (MoM) (Oct)		0.40%	0.30%
30-Nov-16	USD	Chicago PMI (Nov)		51.8	50.6
30-Nov-16	USD	Pending Home Sales (MoM) (Oct)		1.00%	1.50%
1-Dec-16	JPY	Manufacturing PMI (Nov)			51.1
1-Dec-16	CNY	Manufacturing PMI (Nov)			51.2
1-Dec-16	EUR	Manufacturing PMI (Nov)		53.7	53.7
1-Dec-16	GBP	Manufacturing PMI (Nov)		54.5	54.3
1-Dec-16	EUR	Unemployment Rate (Oct)		10.00%	10.00%
1-Dec-16	USD	Initial Jobless Claims			251K
1-Dec-16	USD	Construction Spending (MoM) (Oct)		0.50%	-0.40%
1-Dec-16	USD	ISM Manufacturing PMI (Nov)		52.1	51.9
2-Dec-16	EUR	PPI (YoY) (Oct)		-1.00%	-1.50%
2-Dec-16	USD	Manufacturing Payrolls (Nov)		4.0K	-9.0K
2-Dec-16	USD	Nonfarm Payrolls (Nov)		174K	161K
2-Dec-16	USD	Unemployment Rate (Nov)		4.90%	4.90%

## Indian Economic Calendar

Date	Curr.	Event	Actual	Forecast	Previous
30-Nov-16	INR	Federal Fiscal Deficit (Oct)			4,479.88B
30-Nov-16	INR	Infrastructure Output (YoY) (Oct)			5.00%
30-Nov-16	INR	GDP Quarterly (YoY) (Q2)			7.10%
1-Dec-16	INR	Nikkei Market Manufacturing PMI (Nov)			54.4

## Research Team

Name	Designation	Email ID	Contact No.
Paras Bothra	President Equity Research	paras@ashikagroup.com	+91 22 6611 1704
Krishna Kumar Agarwal	Equity Research Analyst	krishna.a@ashikagroup.com	+91 33 4036 0646
Partha Mazumder	Equity Research Analyst	partha.m@ashikagroup.com	+91 33 4036 0647
Arijit Malakar	Equity Research Analyst	amalakar@ashikagroup.com	+91 33 4036 0644
Chanchal Bachhawat	Equity Research Analyst	chanchal.bachhawat@ashikagroup.com	+91 22 6611 1712
Tirthankar Das	Technical & Derivative Analyst	tirthankar.d@ashikagroup.com	+91 33 4036 0645

SEBI Registration No. INH000000206

### Disclosure

The Research Analysts and /or Ashika Stock Broking Limited do hereby certify that all the views expressed in this research report accurately reflect their views about the subject issuer(s) or securities. Moreover, they also certify the followings:-

- The Research Analyst or Ashika Stock Broking Limited or his/its Associates or his/its relative, has any financial interest in the subject company (ies) covered in this report. **Yes**
- The Research Analyst or Ashika Stock Broking Limited or his/its Associates or his/its relative, have actual/beneficial ownership of 1% or more in the subject company, at the end of the month immediately preceding the date of the publication of the research report. **No**
- The Research Analyst or Ashika Stock Broking Limited or his/its Associates or his/its relatives has any material conflict of interest at the time of publication of the research report. **No**
- The Research Analyst or Ashika Stock Broking Limited or his/its Associates have received compensation for investment banking or merchant banking or brokerage services or for product other than for investment banking or merchant banking or brokerage services from the companies covered in this report in the past 12 months. **No**
- The Research Analyst or Ashika Stock Broking Limited or his/its Associates have managed or co managed in the previous 12 months any private or public offering of securities for the company (ies) covered in this report. **No**
- The Research Analyst or Ashika Stock Broking Limited or his/its Associates have received any compensation or other benefits from the company (ies) covered in this report or any third party in connection with the Research Report. **No**
- The Research Analyst has served as an officer, director or employee of the company (ies) covered in the research report. **No**
- The Research Analyst or Ashika Stock Broking Limited has been engaged in Market making activity of the company (ies) covered in the research report. **No**

### Disclaimer

This report is for the personal information of the authorized recipient and does not construe to be any investment, legal or taxation advice to you. Ashika Stock Broking Ltd. is not soliciting any action based upon it. This report is not for public distribution and has been furnished to you solely for your information and should not be reproduced or redistributed to any other person in any form. The report is based upon information that we consider reliable, but we do not represent that it is accurate or complete, and it should not be relied upon such. Ashika Stock Broking Ltd. or any of its affiliates or employees shall not be in anyway responsible for any loss or damage that may arise to any person from any inadvertent error in the information contained in this report. Ashika Stock Broking Ltd., or any of its affiliates or employees do not provide, at any time, any express or implied warranty of any kind, regarding any matter pertaining to this report, including without limitation the implied warranties of merchantability, fitness for a particular purpose, and non-infringement. The recipients of this report should rely on their own investigations.