

Equity	Latest	% Chg	NSE Sect. Indices	Latest	% Chg
Nifty	10015	(0.06)	NIFTY IT	10699.45	0.82
Sensex	32310	(0.23)	NIFTY BANK	24811.30	(0.45)
DowJones	21830	0.15	NIFTY 500	8747.45	0.12
Nasdaq	6375	(0.12)	NIFTY FMCG	26033.95	0.24
Hangseng	27173	0.72	NIFTY INFRA	3358.55	(0.52)
Shanghai	3261	0.24	NIFTY AUTO	10934.85	0.15
Nikkei	7116	(0.12)	NIFTY ENERGY	12671.35	0.06
Strait Times	3324	(0.19)	NIFTY PHARMA	9672.60	(2.10)
Kospi	2396	(0.21)	Advances / Declines	BSE	NSE
Taiwan	10395	(0.27)	Advances	1240	780
FTSE	7368	(1.00)	Declines	1412	885
CAC	5131	(1.07)	Unchanged	159	81
DAX	12163	(0.40)	Total	2811	1746

Nifty Gainers		
Company	Price(Rs)	Chg(%)
YESBANK	1844.95	3.31
HDFC	1776.00	2.77
INFY	995.70	2.54
KOTAKBANK	1016.20	1.81
INDUSINDBK	1635.00	1.76

Nifty Losers		
Company	Price(Rs)	Chg(%)
DRREDDY	2465.20	(5.92)
LUPIN	1066.90	(3.89)
SUNPHARMA	550.05	(3.85)
ICICIBANK	296.05	(3.63)
INFRATEL	399.65	(2.77)

Vol. Shockers	Last Day (Lakh)	2 Wk Avg. (Lakh)	Vol. Ch. (Times)
SYNGENE	7.33	0.9	9
MAHINDCIE	10.44	1.3	8
EVEREADY	1.99	0.3	8
NIITLTD	27.34	3.7	7
HSIL	2.91	0.4	7

Indian Forex	Closing	Chg	% Chg
USD/INR	64.148	0.027	0.04
GBP/INR	83.887	(0.324)	(0.38)
EUR/INR	74.983	(0.225)	(0.30)
JPY/INR	57.780	0.040	0.07

Precious Metal	Closing	Chg (Rs.)
Gold (Rs/10gm)	28454	(123)
Silver (Rs/1kg)	37900	(630)

Commodities	Price	% Chg.
Crude (US\$/BBL)	49.9	1.82
Brent (US\$/BBL)	52.7	2.47
Gold (US/oz)	1275.4	0.79
Silver (US\$/oz)	16.7	0.97
Copper (US\$/MT)	6283.0	(0.66)
Alum (US\$/MT)	1892.0	(1.61)
Zinc(US\$/MT)	2766.0	(1.51)

ADR	Cl. Values	% Chg.
ICICI Bank	9.50	(2.20)
HDFC Bank	96.30	0.60
Infosys	15.60	0.80
Tata Steel Ltd	17.50	(0.50)
Dr. Deddy's Labs	38.30	(3.90)
Wipro	6.10	(0.30)
Tata Motors	34.50	0.30

Market Sensor

US market closed well off session lows on Friday investors shook off a sharp pullback from Amazon.com. Dow Jones Industrial Average was up 0.15% or 33.76 points at 21830.31 Nasdaq Composite was down 0.12% or 7.51 points at 6374.68 Standard & Poor's 500 was down 0.13% or 3.32 points at 2472.10

Indian Equity market settled marginally lower in a volatile session, mirroring the move of last trading session. Traders were booking profit as Nifty 10K psychological level. Stock specific action continued as quarterly results are going on. Nifty ended the previous day with a decline of 0.06% or 6.05 points at 10014.50. On Friday's trading session, FII sold net Rs.223.12 Cr in cash market and sold Rs.857.82 Cr in derivative segment. Whereas, DII bought net Rs.424.67 Cr in cash segment.

Global News

- ❖ The U.S. economy accelerated in the second quarter as consumers ramped up spending and businesses invested more on equipment, but persistent sluggish wage gains cast a dark shadow over the growth outlook. (Reuters)
- ❖ The International Monetary Fund on Friday said that the U.S. dollar was overvalued by 10 percent to 20 percent, based on U.S. near-term economic fundamentals, while it viewed valuations of the euro, Japan's yen, and China's yuan as broadly in line with fundamentals. (Reuters)
- ❖ Euro zone economic sentiment rose slightly for a third consecutive month in July to a new 10-year high, against expectations of a dip from June, data released by the European Commission on Friday said. (Reuters)
- ❖ Data in the coming week should confirm the euro zone economy is running hot, after the IMF upgraded growth forecasts and Greece returned to the debt market, although inflation figures could throw cold water on ECB plans to start tightening policy. (Reuters)
- ❖ China will resolutely curb the rise in hidden local government debt via "disguised channels", although risks posed by the overall government debt load are generally under control, finance ministry officials said on Friday. (Reuters)

Economic News

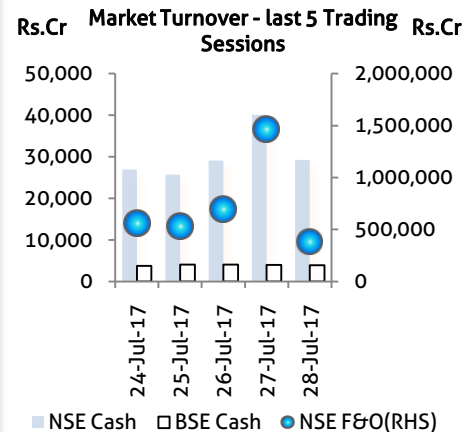
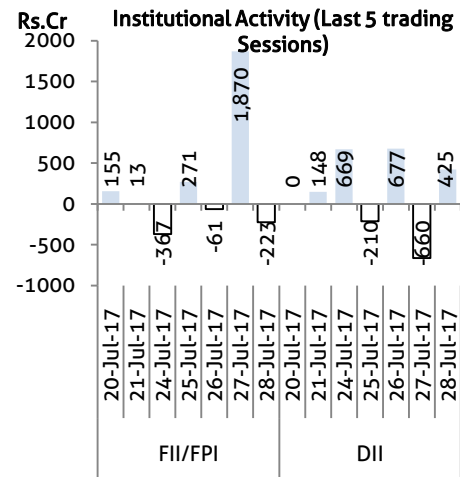
- ❖ The government has got down to the job of framing the new telecom policy and a draft one should be ready by the end of December, Telecom Secretary Aruna Sundararajan said.
- ❖ The government collected a total Rs 2,35,307.75 crore last fiscal by way of a host of cesses, including those of education, Swachh Bharat, Krishi Kalyan and other surcharges, Parliament was informed on Friday.
- ❖ With rumours of the Centre planning a withdrawal of the newly-introduced Rs 2,000 note doing the rounds, Minister of State for Finance Santosh Kumar Gangwar has said there was no news of its scrapping, adding the Rs 200 note will be in circulation soon.
- ❖ The expanded tax base following the Goods and Services Tax (GST) registration along with the removal of double taxation and other benefits under the new tax reform would help the country in terms of having more resources, said the Union Finance Minister Arun Jaitley on Sunday.
- ❖ The Indian Air force (IAF) has cleared 12 National Highways (NHs) as emergency landing airstrips that will enable rescue operation teams to reach affected areas easily, an official responsible for executing the project said.
- ❖ Post-GST, travel time for long-haul trucks have reduced by at least a fifth, Ministry of Road Transport and Highways has said.
- ❖ The government is planning to facilitate the rollout of bike taxis on a bigger scale and is preparing to introduce an app that will also include the new and economical way of commuting, Union Minister Nitin Gadkari said.
- ❖ Almost a month after the goods and services tax (GST) rollout, Prime Minister Narendra Modi on Sunday said it has transformed the economy and marks an example of cooperative federalism as states have been partners in all the decisions related to the new indirect tax regime.
- ❖ Global brokerage firm Morgan Stanley has lowered its inflation forecast for 2017 to 3.1 per cent from 3.6 per cent earlier citing relatively benign outcomes of goods and services tax (GST) and monsoon.
- ❖ The e-commerce segment in India is growing and is likely to touch \$33 billion this fiscal, the Parliament was informed on Friday.

Domestic News

- ❖ National Thermal Power Corporation has formalised a loan agreement for Rs 6,608 crore to finance capital expenditure of a 1,320 mw power project being set up in Uttar Pradesh. In addition, its board has approved the issue of bonds/NCDs worth up to Rs 15,000 crore.
- ❖ Infrastructure Leasing & Financial Services (IL&FS) is set to bag the project to build the Zojila tunnel that will provide all-year connectivity between Srinagar and Leh, two people aware of the development said. The other bidders for the tunnel project are Larsen & Toubro, Reliance Infrastructure and Jaiprakash Ventures.
- ❖ Cipla is looking to file more than 20 applications seeking approval for its generic medicines from the US health regulator this fiscal. In the last financial year, the company had filed 32 abbreviated new drug applications (ANDAs) in the US.
- ❖ HSIL is eyeing over two-fold growth to be Rs 6,000 crore company in the next five years, a top company official has said.

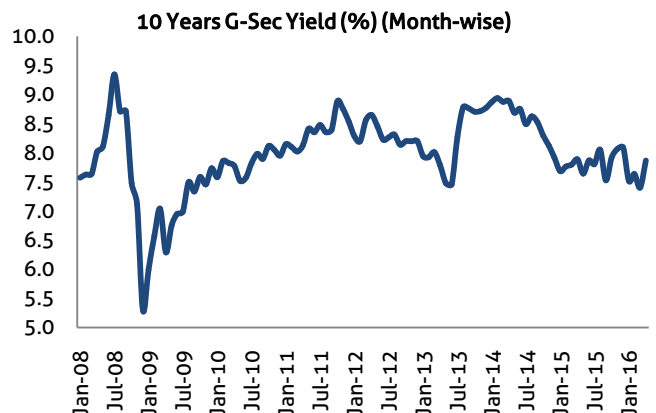
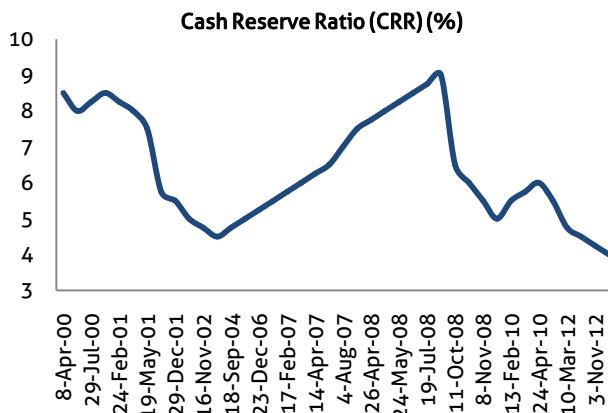
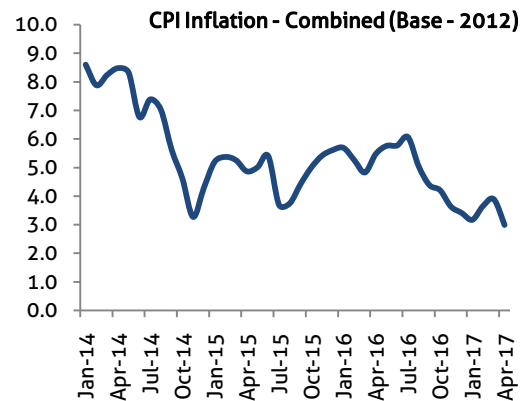
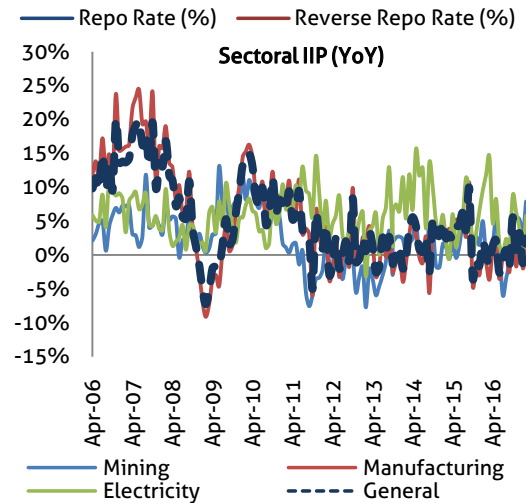
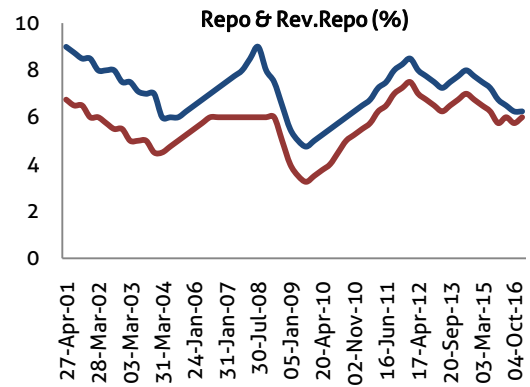
Global Forex	Closing	Chg	% Chg
EUR-USD	1.1256	0.0002	0.02
GBP-USD	1.3134	(0.0002)	(0.02)
USD-JPY	110.43	(0.2600)	(0.23)

Bond Markets	Closing	Chg
10-yr bond	6.80	6.80 bps
Interbank call	6.08	-0.41 bps



Domestic News (Cont...)

- ❖ Domestic airlines will see "varying effects" on their profits in the coming years as they will be required to show all aircraft leases on their balance sheets under a new accounting standard, according to experts.
- ❖ PSP Projects has received work orders from 01 April 2017 to 30 June 2017 from various clients worth Rs 172.43 crore for industrial, government residential and residential projects.
- ❖ Lupin's Pithampur facility inspection concluded by US FDA without any observations.
- ❖ HDFC to sell up to 19.12 crore shares or 9.57 percent stake in HDFC Standard Life through its IPO.
- ❖ Marico acquired South Africa-based leading hair styling brand ISOPLUS for 75 million rand.
- ❖ Indian Hume Pipe secured a work order of Rs 163.5 crore from Raipur Municipal Corporation.
- ❖ Oil and Natural Gas Corp (ONGC) has won government approval for the acquisition of Gujarat State Petroleum Corp's entire 80 per cent holding in a KG basin gas block for Rs 7,738 crore.
- ❖ Insurance regulator Irdai on Friday asked leading private sector life insurer ICICI Prudential Life Insurance (IPRU) to take over the business of beleaguered Sahara India Life Insurance (Sahara India Life), with effect from 31 July.
- ❖ Sahara Life to challenge order on life insurance business transfer to ICICI Prudential.
- ❖ The proposed merger of Reliance Communications' wireless business and Aircel is clouded with more uncertainty with the Department of Telecommunications setting the Supreme Court's go-ahead a condition for it to approve the deal.
- ❖ The infrastructure fund of multi-asset manager IDFC Alternatives is set to make its biggest acquisition till date by taking over the entire 200 megawatts of First Solar's operational portfolio of solar power projects in India for around Rs 1,950 crore.
- ❖ Infosys is hiring more locals and investing heavily in Europe as it looks to tap into "greenfield" opportunities in its second largest market.
- ❖ US FDA Conducts Surprise Audit Of Claris Life' Injectables Mfg Unit.



Bulk Deal - NSE

Date	Security Name	Client Name	Buy/Sell	Traded Qty.	Price
28-Jul-17	Suzlon Energy Limited	BNP PARIBAS ARBITRAGE	SELL	29946669	19.5
28-Jul-17	Jaiprakash Associates Lim	SHAASTRA SECURITIES TRADING PRIVATE LIMITED	SELL	15715805	29.6
28-Jul-17	Mirza International Ltd.	SAVASTHI INVESTMENTS LTD	SELL	1767457	151.1
28-Jul-17	Eros Intl Media Ltd	EROS WORLDWIDE FZ LLC	SELL	500000	234.2
28-Jul-17	Religare Enterprises Limi	TRIPOLI INVESTMENT AND TRADING	SELL	1000000	97.0

Bulk Deal - BSE

Date	Security Name	Client Name	Buy/Sell	Traded Qty.	Price
28-Jul-17	CHLOGIST	ELARA INDIA OPPORTUNITIES FUND LIMITED	B	1,400,000	23.0
28-Jul-17	AMARJOTHI	ANIL KUMAR GOEL	S	84,000	237.1
28-Jul-17	VEERENRGY	ASPIRE EMERGING FUND	B	350,000	23.5
28-Jul-17	STARLITE	BONANZA PORTFOLIO LIMITED	S	122,819	51.0
28-Jul-17	RELSTRUCT	G R D SECURITIES LIMITED	S	126,000	39.6

Corporate Actions

Scrip Code	Scrip Name	Ex-Date	Purpose	Record Date
512599	ADANIENT	31-Jul-17	Dividend - Rs. - 0.4000	-
532921	ADANIPTS	31-Jul-17	Dividend - Rs. - 1.3000	-
532830	ASTRAL	31-Jul-17	Final Dividend - Rs. - 0.3000	-
533336	DHUNINV	31-Jul-17	Dividend - Rs. - 1.5000	-
505200	EICHERMOT	31-Jul-17	Dividend - Rs. - 100.0000	-
505714	GABRIEL	31-Jul-17	Dividend - Rs. - 0.8500	-
532612	INDOCO	31-Jul-17	Final Dividend - Rs. - 1.6000	-
532947	IRB	31-Jul-17	Interim Dividend - Rs. - 2.5000	01-Aug-17
523398	JCHAC	31-Jul-17	Dividend - Rs. - 1.5000	-
523828	MENONBE	31-Jul-17	Interim Dividend - Rs. - 0.7500	01-Aug-17
523385	NILKAMAL	31-Jul-17	Final Dividend - Rs. - 7.0000	-
508941	PANCARBON	31-Jul-17	Dividend - Rs. - 10.0000	-
500674	SANOFI	31-Jul-17	Interim Dividend - Rs. - 18.0000	01-Aug-17
503229	SIMPLXREA	31-Jul-17	Dividend - Rs. - 0.8000	-
500770	TATACHEM	31-Jul-17	Dividend - Rs. - 11.0000	-
532749	ALLCARGO	01-Aug-17	Dividend - Rs. - 2.0000	-
532259	APARINDS	01-Aug-17	Dividend - Rs. - 10.0000	-
532548	CENTURYPLY	01-Aug-17	Dividend - Rs. - 1.0000	-
502445	CITADEL	01-Aug-17	Dividend - Rs. - 1.0000	-
500068	DISA	01-Aug-17	Final Dividend - Rs. - 2.5000	-
533213	FRONTSEC	01-Aug-17	Final Dividend - Rs. - 0.5000	-
500168	GOODYEAR	01-Aug-17	Dividend - Rs. - 12.5000	-

Global Economic Calendar

Date	Curr.	Event	Actual	Forecast	Previous
31-Jul-17	JPY	Industrial Production (MoM) (Jun)		1.70%	-3.60%
31-Jul-17	JPY	Housing Starts (YoY) (Jun)		-0.10%	-0.30%
31-Jul-17	GBP	BoE Consumer Credit (Jun)		1.500B	1.732B
31-Jul-17	GBP	Mortgage Approvals (Jun)		65.00K	65.20K
31-Jul-17	EUR	CPI (YoY) (Jul)		1.30%	1.30%
31-Jul-17	EUR	Unemployment Rate (Jun)		9.20%	9.30%
31-Jul-17	USD	Chicago PMI (Jul)		61	65.7
31-Jul-17	USD	Pending Home Sales (MoM) (Jun)		1.00%	-0.80%
01-Aug-17	JPY	Manufacturing PMI (Jul)			52.2
01-Aug-17	CNY	Caixin Manufacturing PMI (Jul)		50.4	50.4
01-Aug-17	GBP	Nationwide HPI (YoY) (Jul)		2.70%	3.10%
01-Aug-17	EUR	Manufacturing PMI (Jul)		56.8	56.8
01-Aug-17	GBP	Manufacturing PMI (Jul)		54.3	54.3
01-Aug-17	EUR	GDP (QoQ) (Q2)			0.60%
01-Aug-17	USD	Core PCE Price Index (MoM) (Jun)		0.10%	0.10%
01-Aug-17	USD	Personal Spending (MoM) (Jun)		0.10%	0.10%
01-Aug-17	USD	Construction Spending (MoM) (Jun)		0.40%	0.00%
01-Aug-17	USD	ISM Manufacturing PMI (Jul)		56.5	57.8
02-Aug-17	USD	Domestic Truck Sales (Jul)		8.70M	8.77M
02-Aug-17	GBP	Construction PMI (Jul)		54	54.8
02-Aug-17	EUR	PPI (YoY) (Jun)		2.40%	3.30%
02-Aug-17	USD	ADP Nonfarm Employment Change (Jul)		188K	158K
03-Aug-17	EUR	Retail Sales (YoY) (Jun)		2.50%	2.60%
03-Aug-17	GBP	BoE QE Total (Jul)		435B	435B
03-Aug-17	GBP	BoE Interest Rate Decision (Jul)		0.25%	0.25%
03-Aug-17	USD	Continuing Jobless Claims		1,958K	1,964K
03-Aug-17	USD	Initial Jobless Claims		242K	244K
03-Aug-17	USD	Factory Orders (MoM) (Jun)		2.80%	-0.80%
03-Aug-17	USD	ISM Non-Manufacturing PMI (Jul)		57	57.4
04-Aug-17	USD	Manufacturing Payrolls (Jul)		5.0K	1.0K
04-Aug-17	USD	Nonfarm Payrolls (Jul)		183K	222K
04-Aug-17	USD	Trade Balance (Jun)		-45.00B	-46.50B
04-Aug-17	USD	Unemployment Rate (Jul)		4.30%	4.40%

Indian Economic Calendar

Date	Curr.	Event	Actual	Forecast	Previous
31-Jul-17	INR	Federal Fiscal Deficit (Jun)			3,733.61B
31-Jul-17	INR	Infrastructure Output (YoY) (Jun)			3.60%
01-Aug-17	INR	Nikkei Markit Manufacturing PMI (Jul)		50.8	50.9
02-Aug-17	INR	Interest Rate Decision		6.00%	6.25%
03-Aug-17	INR	Nikkei Services PMI (Jul)			53.1

Research Team

Name	Designation	Email ID	Contact No.
Paras Bothra	President Equity Research	paras@ashikagroup.com	+91 22 6611 1704
Krishna Kumar Agarwal	Equity Research Analyst	krishna.a@ashikagroup.com	+91 33 4036 0646
Partha Mazumder	Equity Research Analyst	partha.m@ashikagroup.com	+91 33 4036 0647
Arijit Malakar	Equity Research Analyst	amalakar@ashikagroup.com	+91 33 4036 0644
Kapil Jagasia	Equity Research Analyst	kapil.j@ashikagroup.com	+91 22 6611 1715
Tirthankar Das	Technical & Derivative Analyst	tirthankar.d@ashikagroup.com	+91 33 4036 0645

Ashika Stock Broking Limited ("ASBL") or Research Entity has started its journey in the year 1994 and is engaged in the business of broking services, depository services, distributor of financial products (Mutual fund, IPO & Bonds). This research report has been prepared and distributed by ASBL in the sole capacity of a Research Analyst (Reg No. INH00000206) of SEBI (Research Analyst) Regulations 2014. ASBL is a wholly owned subsidiary of Ashika Global Securities (P) Ltd., a RBI registered non-deposit taking NBFC Company. Ashika group (details is enumerated on our website www.ashikagroup.com) is an integrated financial service provider inter alia engaged in the business of Investment Banking, Corporate Lending, Commodity Broking, Debt Syndication & Other Advisory Services.

There were no significant and material disciplinary actions against ASBL taken by any regulatory authority during last three years.

Disclosure

ASBL or its associates, its Research Analysts (including their relatives) may have financial interest in the subject company(ies). However, the said financial interest is not limited to having an open stock market position in /acting as advisor to /having a loan transaction with the subject company(ies) apart from registration as clients.

- 1) ASBL or its Research Analysts (including their relatives) do not have any actual / beneficial ownership of 1% or more of securities of the subject company(ies) at the end of the month immediately preceding the date of publication of this report or date of the public appearance. However ASBL's associates may have actual / beneficial ownership of 1% or more of securities of the subject company(ies).
- 2) ASBL or their Research Analysts (including their relatives) do not have any other material conflict of interest at the time of publication of this research report or date of the public appearance. However ASBL's associates might have an actual / potential conflict of interest (other than ownership).
- 3) ASBL or its associates may have received compensation for investment banking, merchant banking, and brokerage services and for other products and services from the subject companies during the preceding 12 months. However, ASBL or its associates or its Research analysts (forming part of Research Desk) have not received any compensation or other benefits from the subject companies or third parties in connection with the research report. Moreover, Research Analysts have not received any compensation from the companies mentioned herein in the past twelve months.
- 4) ASBL or their Research Analysts have not managed or co-managed public offering of securities for the subject company(ies) in the past twelve months. However ASBL's associates may have managed or co-managed public offering of securities for the subject company(ies) in the past twelve months.
- 5) Research Analysts have not served as an officer, director or employee of the companies mentioned in the report.
- 6) Neither ASBL nor its Research Analysts have been engaged in market making activity for the companies mentioned in the report.

Disclaimer

The research recommendation and information herein are solely for the personal information of the authorized recipient and does not construe to be an offer documents or any investment, legal or taxation advice or solicitation of any action based upon it. This report is not for public distribution or use by any person or entity, where such distribution, publication, availability or use would be contrary to law, regulation or subject to any registration or licensing requirement. We will not treat recipients as customer by virtue of their receiving this report. The report is based upon the information obtained from public sources that we consider reliable, but we do not guarantee its accuracy or completeness. ASBL shall not be in anyways responsible for any loss or damage that may arise to any such person from any inadvertent error in the information contained in this report. The recipients of this report should rely on their own investigations.