

NIFTY 50

COMMENTS



- ❑ Nifty closed in the positive in last trading session, The Index has almost achieved our medium term target of 10800 levels and 11000 levels. It is happening as we are anticipating.
- ❑ The momentum indicators are still in buy mode which is quite supportive for the bulls.
- ❑ We have been continuously bullish on the Nifty and we continue to be long till there isn't enough evidence of a reversal. So, bulls keep a short term trailing stop loss of 10780 whereas as medium term trailing stop loss at 10780 and continue to be on long side for the target of 11200 and 11400 levels. Now, today being an expiry day the Index is likely to trade within a range of 11050 to 11150 levels.

	L1	L2	CLOSE
R	11150	11400	11086
S	11000	10780	

Moving Averages	
200 DEMA	9950
50 DEMA	10456

BANKNIFTY

COMMENTS



- ❑ The Nifty bank closed in positive territory in last trading session and it has finally surpassed the swing high of 27200 levels as anticipated.
- ❑ We had recommended buying Banknifty for the target of 27200 and above that 27500 with a stop loss of 26700 levels. The Index has almost touched 27400 levels yesterday and today they are likely to touch our target of 27500 levels as well.
- ❑ The momentum indicators are quite supportive for the bulls. The Index has taken off 27000 levels with a price momentum breakout further which is an additional confirmation. The Banknifty too has been moving higher in an upward sloping parallel channel and the upper end of the channel was at 26700 which is also the flag pattern target.

	L1	L2	CLOSE
R	27500	28250	27398.55
S	27000	26700	

Moving Averages	
200 DEMA	24296
50 DEMA	25684

FUNDAMENTAL : VALUE PICK								
UPL, NIITTECH, MOIL, SOLARIND, BYKE, SHK, SYNGENE, PRECAM, KSL, BHARATFORG, SUPREMIND, ADVENZYMES, VOLTAS, IBULHSGFIN, COCHIN SHIPYARD								
RETAIL RESEARCH OPEN CALLS (CASH & FUTURES)								
PENDING STT / BTST / STBT CASH CALLS								
Sr.No	SCRIP NAME	TYPE	CALL	ENTRY	STOP LOSS	TARGET	STATUS	CLOSE (Rs.)
1	KPIT	STT	BUY	208.50	201.50	223.00	OPEN	210.25
2	ABB	STT	BUY	1,645.00	1,600.00	1,735.00	OPEN	1,667.65
3	UPL	STT	BUY	814.50	795.50	864.50	OPEN	824.25
4	MOTHERSUMI	STT	BUY	387.00	378.00	402.60	OPEN	384.45
5	PERSISTENT	STT	BUY	797.00	771.00	849.00	OPEN	789.95
6	BALKRISIND	STT	BUY	1,139.50	1,114.50	1,189.50	OPEN	1,138.35
7	DEEPAK FERT	STT	BUY	420.00	409.00	440.00	OPEN	413.75
8	MARKSANS PHARMA	STT	BUY	45.50	43.00	50.00	OPEN	45.25
9	INDIANB	STT	BUY	402.00	392.00	422.00	OPEN	403.10
10	OBC	STT	BUY	127.70	122.70	137.70	OPEN	129.45
11	VIJAYA BANK	STT	BUY	69.60	67.50	73.60	OPEN	69.15
12	STAR	STT	BUY	815.00	797.00	848.00	OPEN	802.60
13	CENTURYTEX	STT	BUY	1,438.00	1,409.00	1,495.00	OPEN	1,421.45
14	SUDHARSHAN CHEM	PP	BUY	451.00	426.00	501.00	OPEN	455.60
PENDING STT / BTST / STBT FUTURES CALLS								
Sr.No	FUTURES	TYPE	CALL	ENTRY	STOP LOSS	TARGET	STATUS	CLOSE (Rs.)
1	ONGC - FEB FUTURE	STT	BUY	207.00	201.30	218.00	OPEN	209.65
PENDING OPTIONS STRATEGIES								
Sr. No	SCRIP NAME	STRATEGY					STATUS	VIEW
1	SUNPHARMA-600 FEB CALL	BUY SUNPHARMA 600 FEB CALL @26, SL: 17, TGT: 44					OPEN	BULLISH
# STT = 1 to 15 days, OP = Overnight Pick, PP = Power Pick (T+5, weekly Cash Call), BTST = Buy today & Sell tomorrow, SK = Short Kar (Future Sell Trade) #								



OI ACTIVITY IN STOCKS

BUILT UP OF LONG POSITION

Scrip	OI	% Chg	Price	% Chg
OFSS	148800	24.31	4299.6	1.26
AMARAJABAT	2370900	20.02	878.5	6.89
SYNDIBANK	29943000	14.13	82.45	2.23
FORTIS	52993500	13.69	154.15	2.56
GAIL	16380000	13.47	486.95	2.62

SHORT COVERING OF POSITION

Scrip	OI	% Chg	Price	% Chg
ESCORTS	2783000	-13.33	822.2	1.6
BANKINDIA	18144000	-9.3	172.85	1.98
ZEEL	8902400	-8.97	603.35	1.31
INDIANB	4480000	-8.46	403.2	1.22
IDBI	34990000	-7.41	65.65	5.72

LIQUIDATION OF LONG POSITION

Scrip	OI	% Chg	Price	% Chg
ICIL	4710000	-19.97	111	-4.39
JSWENERGY	24225000	-17.15	89.65	-1.1
DHFL	25596000	-14.65	575.4	-5.92
JINDALSTEL	28089000	-13.41	276.15	-5.22
TATAPOWER	76338000	-11.68	91.8	-0.6

BUILT UP OF SHORT POSITION

Scrip	OI	% Chg	Price	% Chg
M&MFIN	8617500	23.79	490.85	-3.63
MCDOWELL-N	2469250	15.06	3494.1	-6.72
BHARTIARTL	53536400	14.3	459.85	-6.66
IDEA	68446000	13.62	94.1	-5.33
GMRINFRA	373455000	12.51	23.1	-3.14

NIFTY DATA

PCR		IV		HV	
CURRENT	PREVIOUS	CURRENT	PREVIOUS	CURRENT	PREVIOUS
1.81	1.89	16.71	15.26	10.79	11.13

FII DERIVATIVES

	BUY	SELL	CONTRACT	AMOUNT	INFLOW/ OuTFLOW
Index Futures	6470.43	5212.55	356941	30687.75	1257.89
Index Options	106027.09	107140.29	1049165	90437.46	-1113.20
stock futures	38641.10	39288.49	1047528	80474.33	-647.39
Stock Options	9716.41	9645.56	130723	10519.67	70.86
Inflow/outflow(cr)					-461.84

MARKET STATS

PRODUCT	NO. OF CONTRACTS	TURNOVER (Cr.)
Index Futures	367335	33,084.79
Stock Futures	1724908	133321.33
Index Options	8301702	753804.09
Stock Options	961567	78,722.92
F&O Total	11355512	998933.13

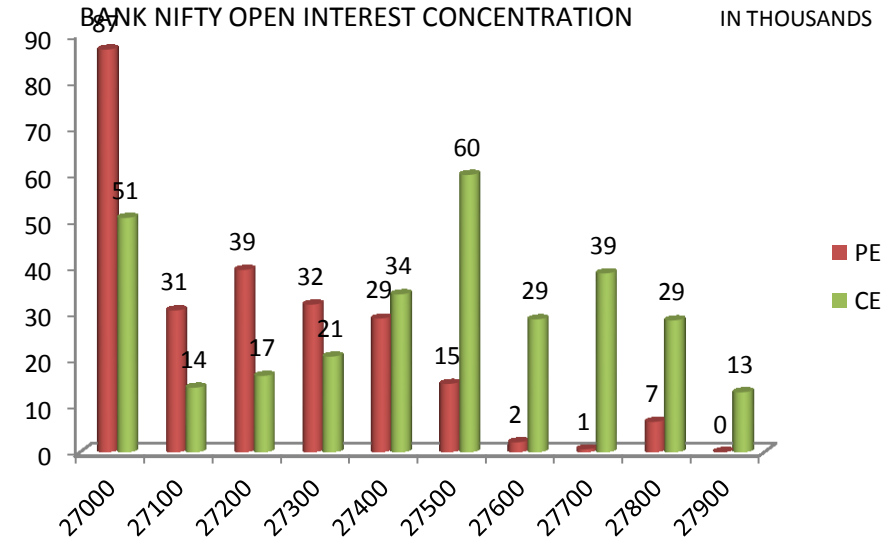
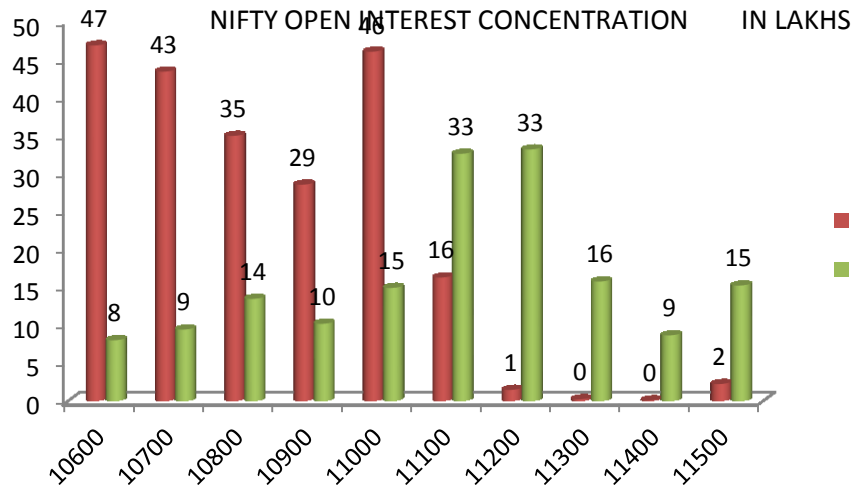
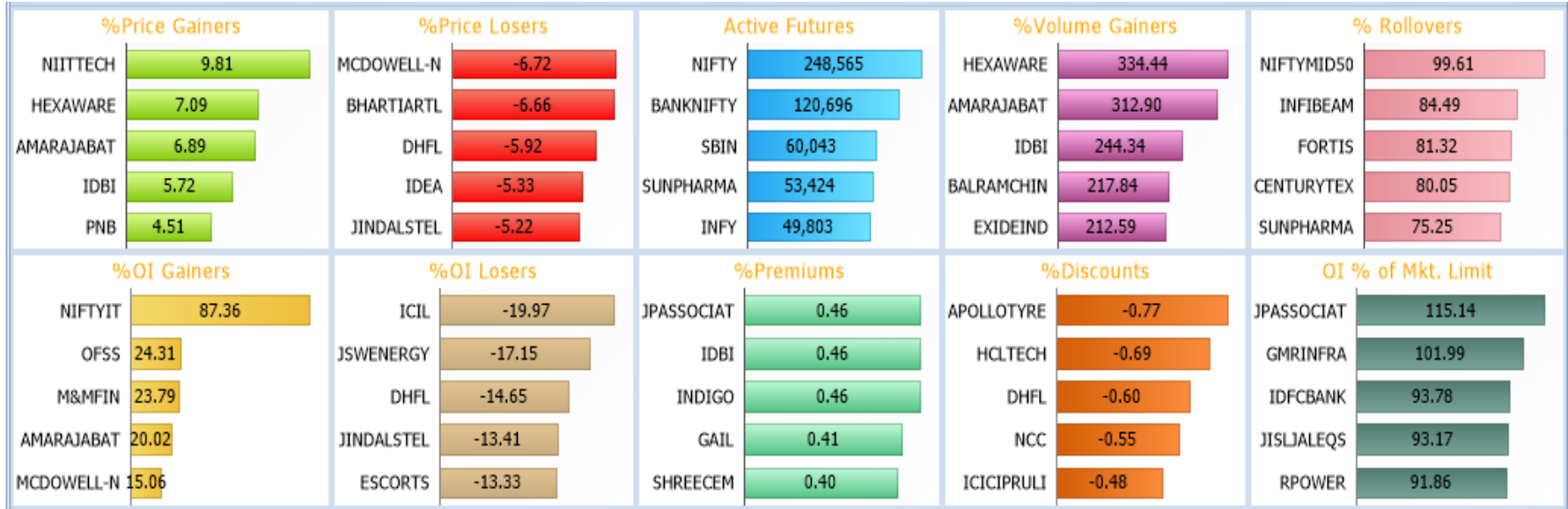
CASH SEGMENT FII & DII ACTIVITY

CASH SEGMENT			
FII		DII	
CURRENT	PREVIOUS	CURRENT	PREVIOUS
776	1229	-194	169

*FII and DII cash segment data for current is on provisional basis.

Securities in Ban Period

GMRINFRA, HDIL, JETAIRWAYS, JINDALSTEL, JPASSOCIAT AND RCOM



•RESULT CALENDAR

Symbol	Purpose	BoardMeetingDate	Symbol	Purpose	BoardMeetingDate
CHENNPETRO	Results	23-Jan-18	HDFC	Results	29-Jan-18
RBLBANK	Results	23-Jan-18	CHOLAFIN	Results/Dividend	30-Jan-18
MCDOWELL-N	Results	23-Jan-18	TVSMOTOR	Results	30-Jan-18
IBULHSGFIN	Results/Dividend	23-Jan-18	IOC	Results/Dividend	30-Jan-18
CANFINHOME	Results	23-Jan-18	ENGINERSIN	Results	30-Jan-18
CONCOR	Results/Dividend	24-Jan-18	GODREJCP	Results/Dividend	30-Jan-18
RAYMOND	Results	24-Jan-18	BHARATFIN	Results	30-Jan-18
PIDILITIND	Results	24-Jan-18	BEL	Results/Dividend	30-Jan-18
M&MFIN	Results	24-Jan-18	DABUR	Results	31-Jan-18
KPIT	Results	24-Jan-18	VEDL	Results	31-Jan-18
IDEA	Results	24-Jan-18	NTPC	Results/Dividend	31-Jan-18
INDIGO	Results	24-Jan-18	KAJARIACER	Results	31-Jan-18
CAPF	Results/Others	24-Jan-18	JSWSTEEL	Results	31-Jan-18
CANBK	Results	24-Jan-18	LT	Results	31-Jan-18
BIOCON	Results/Others	24-Jan-18	HCC	Results	31-Jan-18
AJANTPHARM	Results	25-Jan-18	ICICIBANK	Results	31-Jan-18
UPL	Results	25-Jan-18	EXIDEIND	Results	31-Jan-18
MARUTI	Results	25-Jan-18	EQUITAS	Results	31-Jan-18
LICHSGFIN	Results	25-Jan-18	ASHOKLEY	Results	1-Feb-18
JINDALSTEL	Results/Others	25-Jan-18	TITAN	Results	1-Feb-18
L&TFH	Results	25-Jan-18	BAJFINANCE	Results	1-Feb-18
DRREDDY	Results	25-Jan-18	BAJAJFINSV	Results	1-Feb-18
DIVISLAB	Results	27-Jan-18	CUMMINSIND	Results/Dividend	1-Feb-18
SRTRANSFIN	Results/Others	27-Jan-18	BAJAJ-AUTO	Results	2-Feb-18
CENTURYTEX	Results	29-Jan-18	MRPL	Results	2-Feb-18
WOCKPHARMA	Results	29-Jan-18	HINDALCO	Results	2-Feb-18
TECHM	Results	29-Jan-18	COLPAL	Results	5-Feb-18
RCOM	Results	29-Jan-18	TATAMTRDVR	Results	5-Feb-18
IDFC	Results/Others	29-Jan-18	TATAMOTORS	Results	5-Feb-18

Disclaimer

- This report has been issued by Anand Rathi Share and Stock Brokers Limited (ARSSBL), which is regulated by SEBI. The information herein was obtained from various sources; we do not guarantee its accuracy or completeness. Neither the information nor any opinion expressed constitutes an offer, or an invitation to make an offer, to buy or sell any securities or any options, futures or other derivatives related to such securities ("related investments"). ARSSBL and its affiliates may trade for their own accounts as market maker / jobber and/or arbitrageur in any securities of this issuer(s) or in related investments, and may be on the opposite side of public orders. ARSSBL, its affiliates, directors, officers, and employees may have a long or short position in any securities of this issuer(s) or in related investments. ARSSBL or its affiliates may from time to time perform investment banking or other services for, or solicit investment banking or other business from, any entity mentioned in this report. This research report is prepared for private circulation. It does not have regard to the specific investment objectives, financial situation and the particular needs of any specific person who may receive this report. Investors should seek financial advice regarding the appropriateness of investing in any securities or investment strategies discussed or recommended in this report and should understand that statements regarding future prospects may not be realized. Investors should note that income from such securities, if any, may fluctuate and that each security's price or value may rise or fall. Past performance is not necessarily a guide to future performance. Foreign currency rates of exchange may adversely affect the value, price or income of any security or related investment mentioned in this report.