

RANK
1

Procter & Gamble Health Ltd.

BSE CODE	: 500126
FACE VALUE (₹)	: 10
MARKET CAP(₹ Cr.)	: 11542.13
CMP (₹)	: 7237.05

Procter and Gamble Health is one of India's largest VMS companies manufacturing and marketing over-the-counter products, vitamins, minerals and supplements for a healthy lifestyle and improved quality of life. With a strong portfolio of brands backed by science and trusted by doctors, pharmacists and consumers, Procter and Gamble Health Limited combines the best of Procter and Gamble and Legacy Merck's consumer health capabilities and cultures.

Sales (in ₹ Cr)	ROCE (%)
1355.86	29.01
PBIDT (Ex OI) (in ₹ Cr)	ROE (%)
384.3	20.79
Net profit (₹ Cr)	Debt/Equity (x)
254.08	0

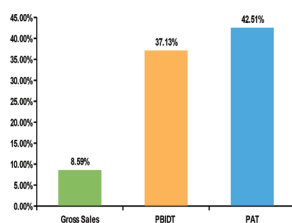
Financial Snapshot

Shareholding Pattern

Promoters	: 51.82
Institutions	: 17.87
Non-institutional and others	: 30.31
TOTAL	: 100

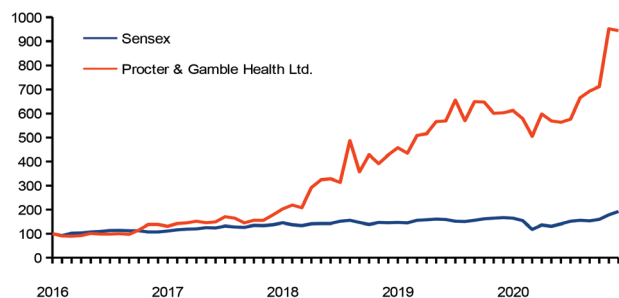
As on 31-Dec-20

5 Year CAGR (%)



Share Price Performance

(Rebase to 100)



RANK
2

Navin Fluorine International Ltd.

BSE CODE	: 532504
FACE VALUE (₹)	: 2
MARKET CAP(₹ Cr.)	: 13423.07
CMP (₹)	: 2502.1

Navin Fluorine International belongs to the Padmanabh Mafatalal Group. The company primarily focuses on fluorine chemistry – producing refrigeration gases, chemicals, inorganic bulk fluorides and speciality organofluorines. It offers contract research and manufacturing services at Surat in Gujarat and Dewas in Madhya Pradesh. The company has a diversified portfolio of advanced fluorine derivatives with wide-ranging applications in pharmaceutical agro and petrochemicals.

Sales (in ₹ Cr)	ROCE (%)
1061.55	20.87
PBIDT (Ex OI) (in ₹ Cr)	ROE (%)
296.81	32.37
Net profit (₹ Cr)	Debt/Equity (x)
401.37	0

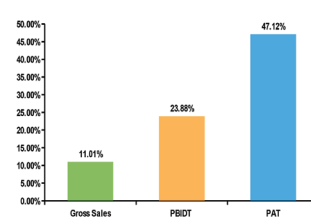
Financial Snapshot

Shareholding Pattern

Promoters	: 30.51
Institutions	: 41.41
Non-institutional and others	: 28.08
TOTAL	: 100

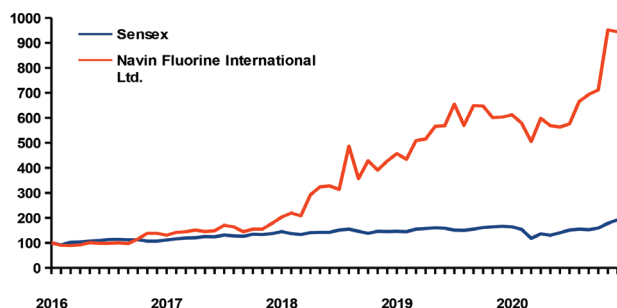
As on 31-Dec-20

5 Year CAGR (%)



Share Price Performance

(Rebase to 100)



RANK
3

Vinati Organics Ltd.

BSE CODE	: 524200
FACE VALUE (₹)	: 1
MARKET CAP(₹ Cr.)	: 13521.49
CMP (₹)	: 1469.9

Vinati Organics is engaged in the manufacturing of speciality organic intermediates and monomers and polymers. It manufactures isobutyl benzene, the prime raw material for the manufacture of ibuprofen, a vital bulk drug. The company's manufacturing facilities are located at Mahad and Lote Parashuram in Maharashtra. It combines innovation with chemistry to deliver value-added products to its customers. It follows the highest quality standards and its products meet diverse customer expectations.

Sales (in ₹ Cr)	ROCE (%)
1028.87	36.55
PBIDT (Ex OI) (in ₹ Cr)	ROE (%)
459.87	28.65
Net profit (₹ Cr)	Debt/Equity (x)
333.82	0

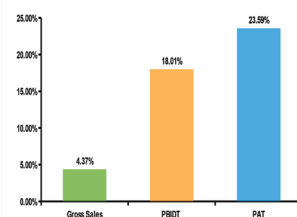
Financial Snapshot

Shareholding Pattern

Promoters	: 74.06
Institutions	: 10.32
Non-institutional and others	: 15.62
TOTAL	: 100

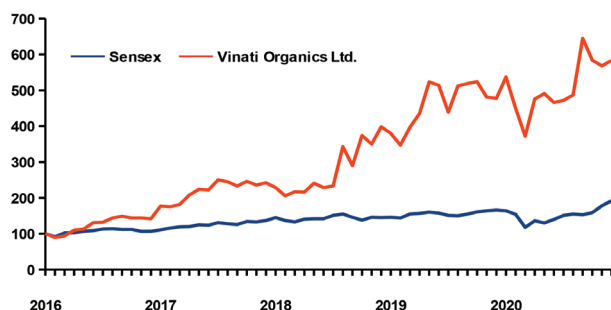
As on 31-Dec-20

5 Year CAGR (%)



Share Price Performance

(Rebase to 100)



RANK
4

Dr. Lal Pathlabs Ltd.

BSE CODE	: 539524
FACE VALUE (₹)	: 10
MARKET CAP(₹ Cr.)	: 20062.36
CMP (₹)	: 2594.7

Dr. Lal Pathlabs is recognised as a centre of innovation and a premier clinical pathology laboratory. It is the largest and most respected diagnostic service provider in the country. It operates pathology labs while collection centres are primarily run on a franchisee model. Its operations are spread across the country. The franchise model will help keep the company asset-light and it can expand without taking on debt. The company's leading market position helps it build on to its existing brand loyalty and expand faster.

Sales (in ₹ Cr)	ROCE (%)
1330.36	32.94
PBIDT (Ex OI) (in ₹ Cr)	ROE (%)
398.63	23.74
Net profit (₹ Cr)	Debt/Equity (x)
227.59	0

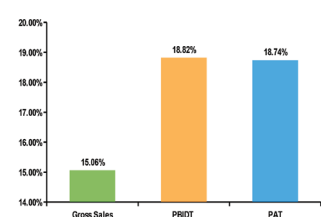
Financial Snapshot

Shareholding Pattern

Promoters	: 55.23
Institutions	: 33.21
Non-institutional and others	: 11.56
TOTAL	: 100

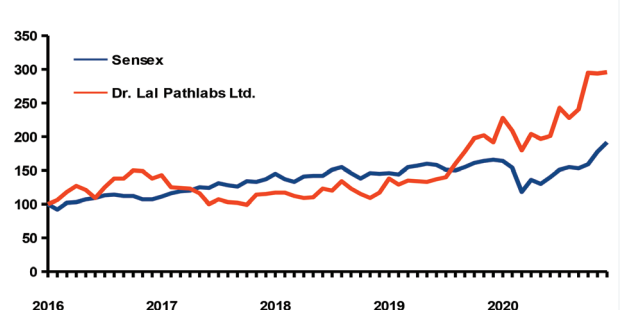
As on 31-Dec-20

5 Year CAGR (%)



Share Price Performance

(Rebase to 100)



[Super 50]

RANK
5

Indraprastha Gas Ltd.

BSE CODE	: 532514
FACE VALUE (₹)	: 2
MARKET CAP(₹ Cr.)	: 38535.04
CMP (₹)	: 544.85

Indraprastha Gas is a joint venture promoted by GAIL, BPCL and the Delhi government. It operates through two segments, namely, CNG (compressed natural gas) and PNG (piped natural gas). The CNG business contributes 75 per cent to the company's overall revenues which involve the distribution of CNG to automobiles through gas stations. Through its PNG segment, IGL supplies natural gas to the residential segment (5 per cent of revenue) and commercial (12 per cent of revenue) and industrial establishments (8 per cent of revenue).

Sales (in ₹ Cr)	ROCE (%)
7165.49	29.36
PBIDT (Ex OI) (in ₹ Cr)	ROE (%)
1672.16	22.64
Net profit (₹ Cr)	Debt/Equity (x)
1094.94	0

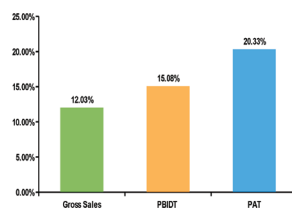
Financial Snapshot

Shareholding Pattern

Promoters	: 45
Institutions	: 44.3
Non-institutional and others	: 10.7
TOTAL	: 100

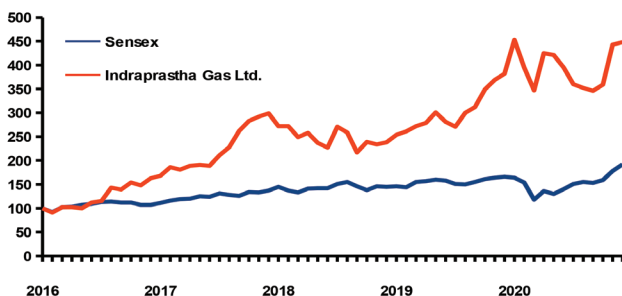
As on 31-Dec-20

5 Year CAGR (%)



Share Price Performance

(Rebase to 100)



RANK
6

Info Edge (India) Ltd.

BSE CODE	: 532777
FACE VALUE (₹)	: 10
MARKET CAP(₹ Cr.)	: 69677.81
CMP (₹)	: 4909.7

Info Edge is among the leading internet companies in India. It runs internet businesses such as Naukri.com, which is India's popular job site; Jeevansathi, which is a leading matrimonial-related portal; 99 Acres.com, which is India's well-known real estate portal; and Shiksha.com, which is the country's leading education portal. The company also owns Quadrangle, an offline executive search business and Naukri Gulf. Apart from this, Info Edge has made significant strategic investments into emerging internet companies such as Zomato.com, Merit Nation.com, Policy Bazaar.com, Canvera.com and Happily Unmarried.com

Sales (in ₹ Cr)	ROCE (%)
1311.93	26.05
PBIDT (Ex OI) (in ₹ Cr)	ROE (%)
482.96	20.67
Net profit (₹ Cr)	Debt/Equity (x)
483.27	0

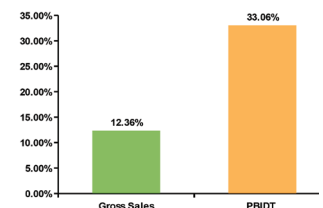
Financial Snapshot

Shareholding Pattern

Promoters	: 38.47
Institutions	: 51.94
Non-institutional and others	: 9.59
TOTAL	: 100

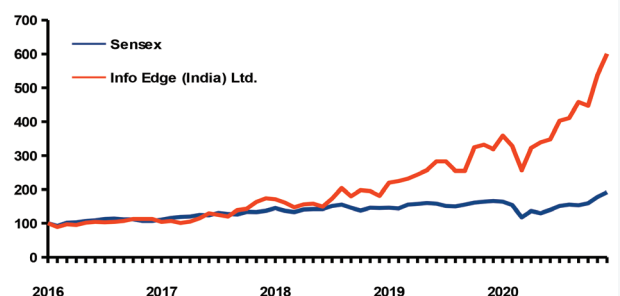
As on 31-Dec-20

5 Year CAGR (%)



Share Price Performance

(Rebase to 100)



Jubilant FoodWorks Ltd.

RANK
7

BSE CODE	: 533155
FACE VALUE (₹)	: 10
MARKET CAP(₹ Cr.)	: 38434.66
CMP (₹)	: 2881.8

Jubilant FoodWorks is a food and beverage service company. The company and its subsidiary operate Domino's Pizza brand with exclusive rights for India, Nepal, Bangladesh and Sri Lanka. The company also has the rights for developing and operating Dunkin' Donuts restaurants for India. The company has also forayed into the Chinese cuisine business in the name of Hong's Kitchen.

Sales (in ₹ Cr)	ROCE (%)
3927.27	47.7
PBIDT (Ex OI) (in ₹ Cr)	ROE (%)
945.21	23.51
Net profit (₹ Cr)	Debt/Equity (x)
278.8	0

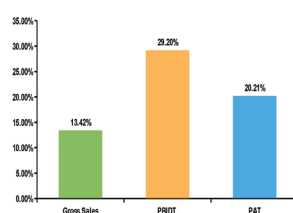
Financial Snapshot

Shareholding Pattern

Promoters	: 41.94
Institutions	: 52.18
Non-institutional and others	: 5.56
TOTAL	: 100

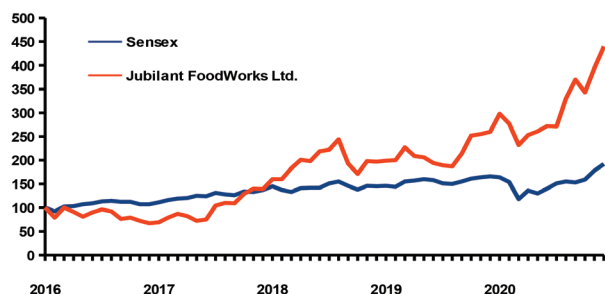
As on 31-Dec-20

5 Year CAGR (%)



Share Price Performance

(Rebase to 100)



Honeywell Automation India Ltd.

RANK
8

BSE CODE	: 517174
FACE VALUE (₹)	: 10
MARKET CAP(₹ Cr.)	: 35911.97
CMP (₹)	: 44290.05

Honeywell Automation India is a leader in providing integrated automation and software solutions, including process solutions and building solutions. It has a wide product portfolio in environmental and combustion controls, and sensing and control, and also provides engineering services in the field of automation and control to global clients.

Sales (in ₹ Cr)	ROCE (%)
3290.01	35.49
PBIDT (Ex OI) (in ₹ Cr)	ROE (%)
737.16	25.11
Net profit (₹ Cr)	Debt/Equity (x)
491.48	0

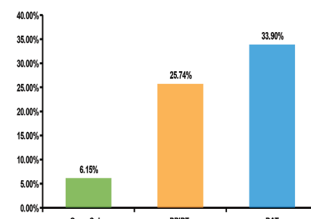
Financial Snapshot

Shareholding Pattern

Promoters	: 75
Institutions	: 14.83
Non-institutional and others	: 10.16
TOTAL	: 100

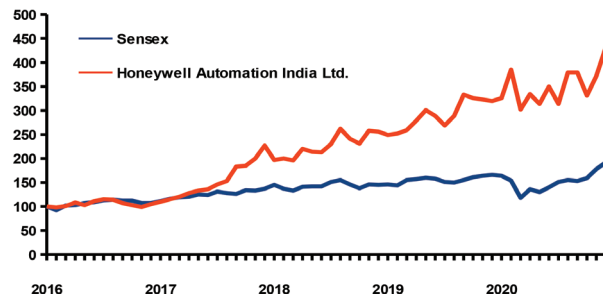
As on 31-Dec-20

5 Year CAGR (%)



Share Price Performance

(Rebase to 100)



[Super 50]

RANK
9

Abbott India Ltd.

BSE CODE	: 500488
FACE VALUE (₹)	: 10
MARKET CAP(₹ Cr.)	: 32926.86
CMP (₹)	: 14673

Established in 1910, Abbott in India is one of the country's oldest and most admired healthcare companies. It provides consumers with a diverse range of diagnostics solutions, medical devices, nutritional products and established pharmaceuticals that span the continuum of care. It offers relevant solutions that ensure the healthcare needs of consumers, patients, doctors, hospitals, blood banks and laboratories, which are being met throughout both rural and urban areas.

Sales (in ₹ Cr)	ROCE (%)
4093.14	36.54
PBIDT (Ex OI) (in ₹ Cr)	ROE (%)
870.83	27.09
Net profit (₹ Cr)	Debt/Equity (x)
592.93	0

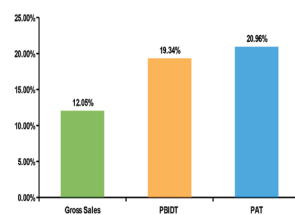
Financial Snapshot

Shareholding Pattern

Promoters	: 74.99
Institutions	: 6.92
Non-institutional and others	: 18.09
TOTAL	: 100

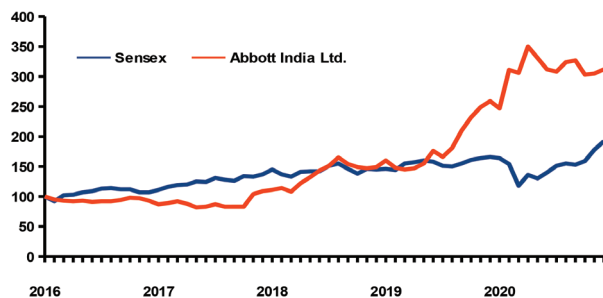
As on 31-Dec-20

5 Year CAGR (%)



Share Price Performance

(Rebase to 100)



RANK
10

Coforge Ltd.

BSE CODE	: 532541
FACE VALUE (₹)	: 10
MARKET CAP(₹ Cr.)	: 16974.49
CMP (₹)	: 2583.9

Coforge is a leading global IT solutions organisation, enabling its clients to transform at the intersection of unparalleled domain expertise and emerging technologies to achieve real-world business impact. A focus on very select industries, a detailed understanding of the underlying processes of those industries and partnerships with leading platforms provides the company with a distinct advantage. The company leverages AI, cloud and insight-driven technologies, allied with industry expertise, to transform client businesses into intelligent, high-growth enterprises.

Sales (in ₹ Cr)	ROCE (%)
4183.9	27.05
PBIDT (Ex OI) (in ₹ Cr)	ROE (%)
791	21.05
Net profit (₹ Cr)	Debt/Equity (x)
467.6	0.01

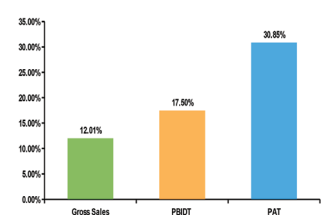
Financial Snapshot

Shareholding Pattern

Promoters	: 63.99
Institutions	: 26.65
Non-institutional and others	: 9.36
TOTAL	: 100

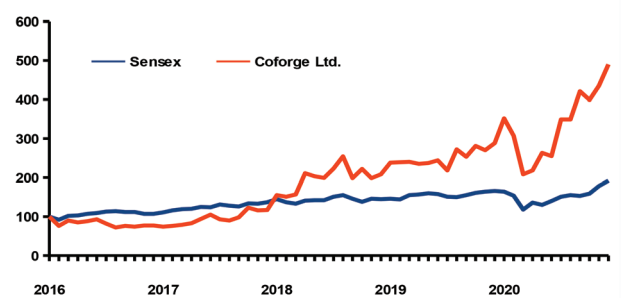
As on 31-Dec-20

5 Year CAGR (%)



Share Price Performance

(Rebase to 100)



**RANK
11**

Tata Consultancy Services Ltd.

BSE CODE	: 532540
FACE VALUE (₹)	: 1
MARKET CAP(₹ Cr.)	: 1170875.36
CMP (₹)	: 3073.5

Tata Consultancy Services (TCS) is engaged in IT services, consulting and business solutions and has been partnering with many of the world's largest businesses in their transformation journeys for the last 50 years. TCS offers a consulting-led, cognitive-powered, integrated portfolio of business, technology and engineering services and solutions. This is delivered through its unique location-independent Agile™ delivery model, recognised as a benchmark of excellence in software development. TCS has over 4,50,000 consultants in 46 countries.

Sales (in ₹ Cr)	ROCE (%)
156949	50.02
PBIDT (Ex OI) (in ₹ Cr)	ROE (%)
46701	37.6
Net profit (₹ Cr)	Debt/Equity (x)
32447	0

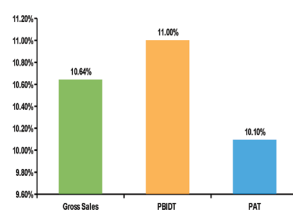
Financial Snapshot

Shareholding Pattern

Promoters	: 72.05
Institutions	: 23.59
Non-institutional and others	: 4.29
TOTAL	: 100

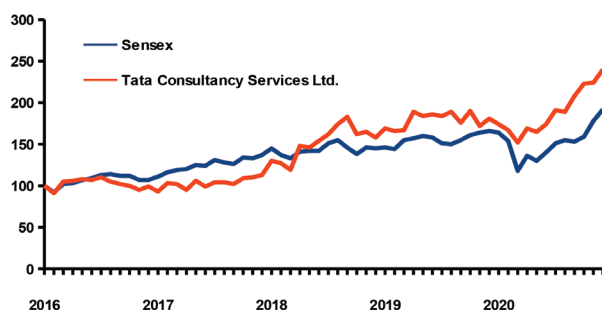
As on 31-Dec-20

5 Year CAGR (%)



Share Price Performance

(Rebase to 100)



**RANK
12**

Divis Laboratories Ltd.

BSE CODE	: 532488
FACE VALUE (₹)	: 2
MARKET CAP(₹ Cr.)	: 102421.76
CMP (₹)	: 3618.05

Divis Laboratories is engaged in the manufacture of active pharmaceutical ingredients (APIs) and intermediates. The company is actively involved in developing alternate, patent non-infringing processes for APIs for the inventors to manage late lifecycle and leading generic drug manufacturers. The company is recognised as a 'reliable supplier of generic APIs' and a trustworthy 'custom manufacturer' to big pharmaceutical companies. Divis Laboratories recently reached the milestone of being one among the top three API manufacturers in the world and one among the top API companies in Hyderabad.

Sales (in ₹ Cr)	ROCE (%)
5394.42	25.36
PBIDT (Ex OI) (in ₹ Cr)	ROE (%)
2012.84	19.3
Net profit (₹ Cr)	Debt/Equity (x)
1376.54	0

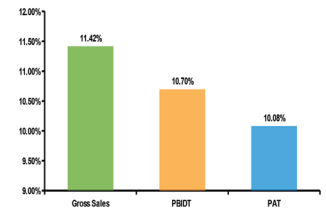
Financial Snapshot

Shareholding Pattern

Promoters	: 51.95
Institutions	: 37.23
Non-institutional and others	: 10.83
TOTAL	: 100

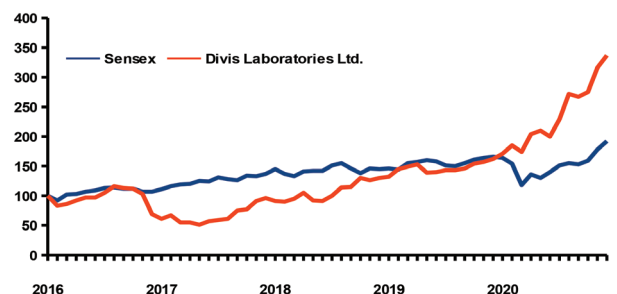
As on 31-Dec-20

5 Year CAGR (%)



Share Price Performance

(Rebase to 100)



[Super 50]

**RANK
13**

Whirlpool Of India Ltd.

BSE CODE	: 500238
FACE VALUE (₹)	: 10
MARKET CAP(₹ Cr.)	: 31632.95
CMP (₹)	: 2420.9

Whirlpool of India, headquartered in Gurugram, is one of the leading manufacturers and marketers of major home appliances in the country. The company is primarily engaged in manufacturing and trading of refrigerators, washing machines, air-conditioners, microwave ovens and small appliances and caters to both the domestic and international markets. The company also provides services in the area of product development and procurement to Whirlpool Corporation USA and other group companies.

Sales (in ₹ Cr)	ROCE (%)
7285.82	28.57
PBIDT (Ex OI) (in ₹ Cr)	ROE (%)
802.06	20.65
Net profit (₹ Cr)	Debt/Equity (x)
476.29	0

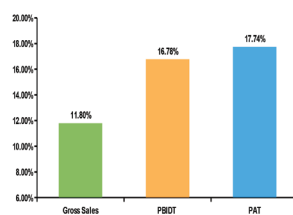
Financial Snapshot

Shareholding Pattern

Promoters	: 75
Institutions	: 14.63
Non-institutional and others	: 10.37
TOTAL	: 100

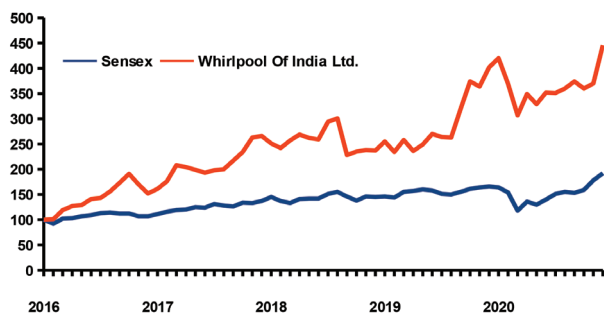
As on 31-Dec-20

5 Year CAGR (%)



Share Price Performance

(Rebase to 100)



**RANK
14**

Biocon Ltd.

BSE CODE	: 532523
FACE VALUE (₹)	: 5
MARKET CAP(₹ Cr.)	: 55920
CMP (₹)	: 418.55

Biocon is a leading biopharmaceutical company in India. In the domestic formulations market it is a biologics-focused speciality products company, mainly in the chronic therapy areas. The domestic business has multiple divisions such as metabolic, oncology, nephrology, immunotherapy and comprehensive care. Biocon is among few companies globally to have received approvals for its biosimilars from developed countries like the US, EU, Australia and Japan.

Sales (in ₹ Cr)	ROCE (%)
6367.2	14.35
PBIDT (Ex OI) (in ₹ Cr)	ROE (%)
1764.5	14.26
Net profit (₹ Cr)	Debt/Equity (x)
899.8	0.4

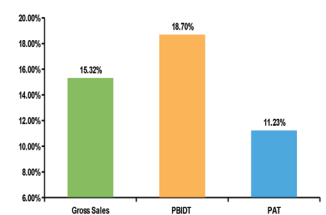
Financial Snapshot

Shareholding Pattern

Promoters	: 60.67
Institutions	: 23.68
Non-institutional and others	: 15.65
TOTAL	: 100

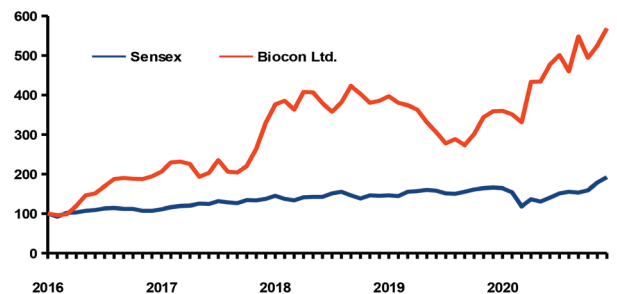
As on 31-Dec-20

5 Year CAGR (%)



Share Price Performance

(Rebase to 100)



**RANK
15**

Atul Ltd.

BSE CODE	: 500027
FACE VALUE (₹)	: 10
MARKET CAP(₹ Cr.)	: 19691.39
CMP (₹)	: 6747.55

Atul Ltd. is in the business of life science chemicals and other chemicals having large scope in adhesives, agricultural, animal feed, etc. The company has a business mix of six divisions such as agrochemicals, aromatics, bulk chemicals and intermediates, colours, pharmaceuticals and intermediates and polymers. The company is a world leader in Dapsone, an anti-bacterial drug.

Sales (in ₹ Cr)	ROCE (%)
4093.06	28.22
PBIDT (Ex OI) (in ₹ Cr)	ROE (%)
980.05	22.73
Net profit (₹ Cr)	Debt/Equity (x)
665.93	0.03

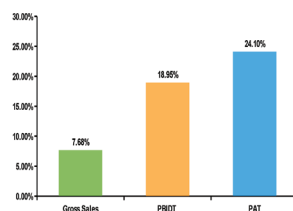
Financial Snapshot

Shareholding Pattern

Promoters	: 44.82
Institutions	: 32.21
Non-institutional and others	: 22.97
TOTAL	: 100

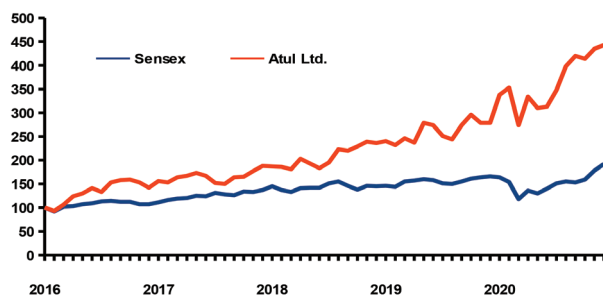
As on 31-Dec-20

5 Year CAGR (%)



Share Price Performance

(Rebase to 100)



**RANK
16**

Tanla Platforms Ltd.

BSE CODE	: 532790
FACE VALUE (₹)	: 1
MARKET CAP(₹ Cr.)	: 10442.16
CMP (₹)	: 812.3

Tanla Platforms is a leading cloud communications' provider enabling businesses to communicate with their customers, stakeholders and intended recipients. Its revenues flow from two main sources – platforms and enterprises. Its platforms are deployed with all major telecom operators in India providing access to the entire subscriber base of the operators. Tanla Platforms serves enterprise customers spread across a diverse spectrum of businesses including but not limited to BFSI, social media, e-commerce and the government sector.

Sales (in ₹ Cr)	ROCE (%)
1942.84	-30.67
PBIDT (Ex OI) (in ₹ Cr)	ROE (%)
198.46	-29.79
Net profit (₹ Cr)	Debt/Equity (x)
-209.48	0

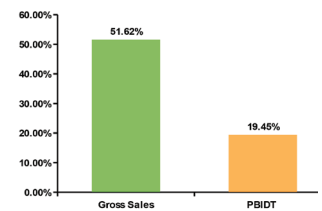
Financial Snapshot

Shareholding Pattern

Promoters	: 41.18
Institutions	: 11.16
Non-institutional and others	: 47.66
TOTAL	: 100

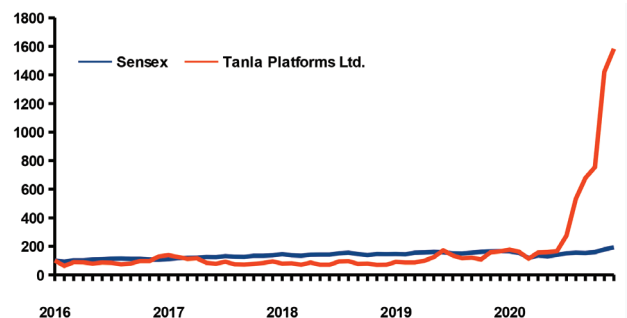
As on 31-Dec-20

5 Year CAGR (%)



Share Price Performance

(Rebase to 100)



[Super 50]

**RANK
17**

Escorts Ltd.

BSE CODE	: 500495
FACE VALUE (₹)	: 10
MARKET CAP(₹ Cr.)	: 18193.9
CMP (₹)	: 1377.95

Escorts Ltd. is a leading material handling and construction equipment manufacturer. The company manufactures and markets a diverse range of equipment like cranes, loaders, vibratory rollers and forklifts. The company today is the world's largest pick-and-carry hydraulic mobile crane manufacturer. The company's product range includes tractors, engines, implements, trailers, lubricants ECEL, hydraulic mobile cranes, compactors, forklifts, articulated boom cranes, railway equipment and automotive components.

Sales (in ₹ Cr)	ROCE (%)
5810.09	21.09
PBIDT (Ex OI) (in ₹ Cr)	ROE (%)
758.92	16.32
Net profit (₹ Cr)	Debt/Equity (x)
471.72	0.01

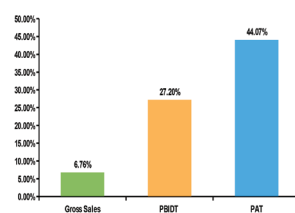
Financial Snapshot

Shareholding Pattern

Promoters	: 36.59
Institutions	: 30.92
Non-institutional and others	: 32.49
TOTAL	: 100

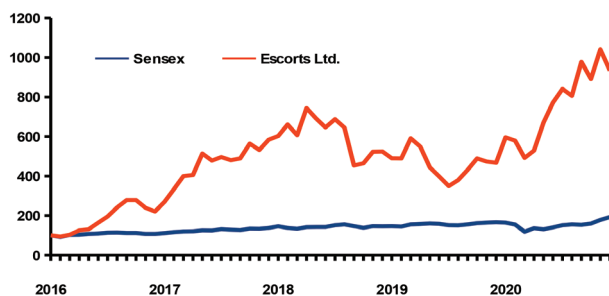
As on 31-Dec-20

5 Year CAGR (%)



Share Price Performance

(Rebase to 100)



**RANK
18**

Syngene International Ltd.

BSE CODE	: 539268
FACE VALUE (₹)	: 10
MARKET CAP(₹ Cr.)	: 24158
CMP (₹)	: 591.05

Syngene International is a contract research organisation providing integrated research solutions spanning the discovery, development and manufacturing continuum for small and large molecules, antibody-drug conjugates (ADCs) and oligonucleotides. While pharmaceutical research constitutes the major proportion of research activity, the company also partners with firms in other sectors, including nutrition, animal health, consumer goods and speciality chemicals.

Sales (in ₹ Cr)	ROCE (%)
2011.9	19.6
PBIDT (Ex OI) (in ₹ Cr)	ROE (%)
699.5	20.21
Net profit (₹ Cr)	Debt/Equity (x)
412.1	0.32

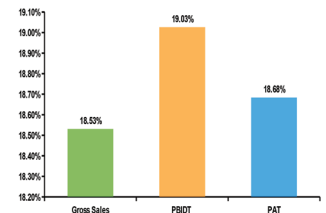
Financial Snapshot

Shareholding Pattern

Promoters	: 70.59
Institutions	: 20.1
Non-institutional and others	: 8.58
TOTAL	: 100

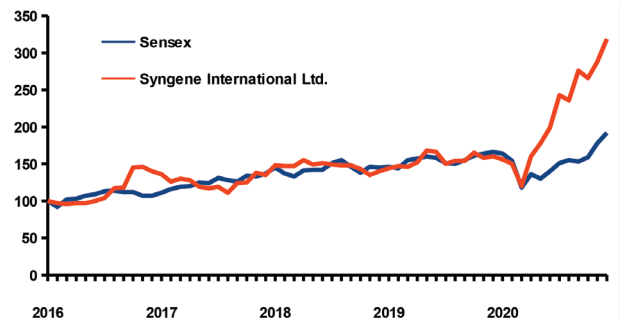
As on 31-Dec-20

5 Year CAGR (%)



Share Price Performance

(Rebase to 100)



RANK
19

Hindustan Unilever Ltd.

BSE CODE	: 500696
FACE VALUE (₹)	: 1
MARKET CAP(₹ Cr.)	: 562040.07
CMP (₹)	: 2164.65

Hindustan Unilever (HUL), a subsidiary of Unilever PLC, is India's largest FMCG company. It has over 35 brands spanning across 20 distinct categories such as soaps, detergents, shampoos and skincare. HUL's brands like Lifebuoy, Lux, Surf Excel, Rin, Wheel, Fair and Lovely, Pond's, Sunsilk, Clinic, Pepsodent, Close Up, Lakme, Brooke Bond, Kissan, Knorr-Annapurna, Kwality Wall's are household names across the country and span many categories – soaps, detergents, personal products, tea, coffee, branded staples, ice-cream and culinary products.

Sales (in ₹ Cr)	ROCE (%)
45749	114.67
PBIDT (Ex OI) (in ₹ Cr)	ROE (%)
10487	84.15
Net profit (₹ Cr)	Debt/Equity (x)
6756	0

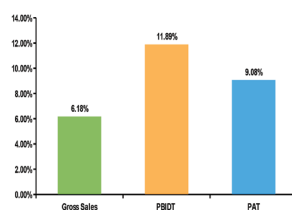
Financial Snapshot

Shareholding Pattern

Promoters	: 61.9
Institutions	: 25.64
Non-institutional and others	: 12.46
TOTAL	: 100

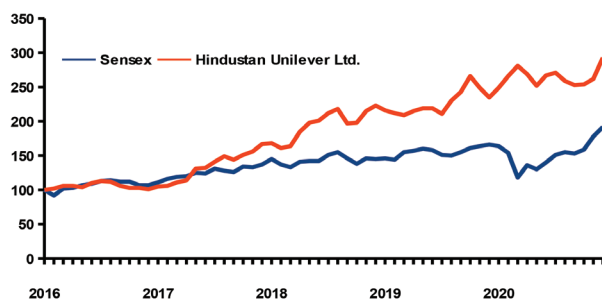
As on 31-Dec-20

5 Year CAGR (%)



Share Price Performance

(Rebase to 100)



RANK
20

Infosys Ltd.

BSE CODE	: 500209
FACE VALUE (₹)	: 5
MARKET CAP(₹ Cr.)	: 558772.73
CMP (₹)	: 1282

Infosys Ltd. provides business consulting, technology, engineering and outsourcing services. Its end-to-end business solutions include consulting and systems integration comprising consulting, enterprise solutions, systems integration and advanced technologies, business IT services consisting of application development and maintenance, independent validation services, infrastructure management, engineering services comprising product engineering and lifecycle solutions and business process management, products, business platforms and solutions.

Sales (in ₹ Cr)	ROCE (%)
90791	34.01
PBIDT (Ex OI) (in ₹ Cr)	ROE (%)
25070	25.62
Net profit (₹ Cr)	Debt/Equity (x)
16639	0

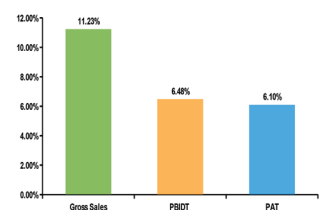
Financial Snapshot

Shareholding Pattern

Promoters	: 44.53
Institutions	: 14.39
Non-institutional and others	: 41.09
TOTAL	: 100

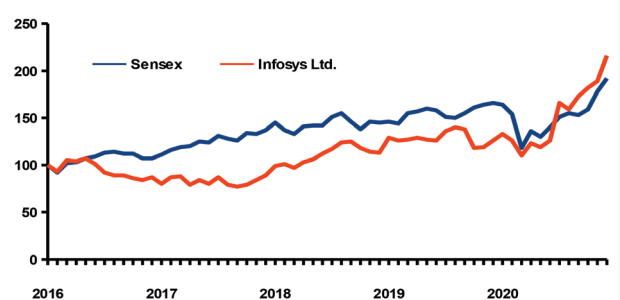
As on 31-Dec-20

5 Year CAGR (%)



Share Price Performance

(Rebase to 100)



[Super 50]

**RANK
21**

Tata Elxsi Ltd.

BSE CODE	: 500408
FACE VALUE (₹)	: 10
MARKET CAP(₹ Cr.)	: 12715.91
CMP (₹)	: 2816.9

Tata Elxsi is amongst the world's leading providers of design and technology services for product engineering and solutions across industries, including broadcast, communications and automotive. It provides technology consulting, new product design, development and testing services. Tata Elxsi also provides solutions and services for emerging technologies such as IoT (Internet of Things), big data analytics, cloud, mobility, virtual reality and artificial intelligence.

Sales (in ₹ Cr)	ROCE (%)
1609.86	34.36
PBIDT (Ex OI) (in ₹ Cr)	ROE (%)
402.67	25.2
Net profit (₹ Cr)	Debt/Equity (x)
256.1	0.05

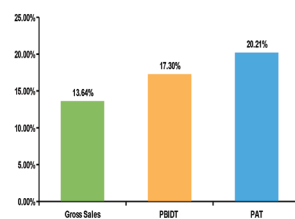
Financial Snapshot

Shareholding Pattern

Promoters	: 44.53
Institutions	: 17.44
Non-institutional and others	: 38.03
TOTAL	: 100

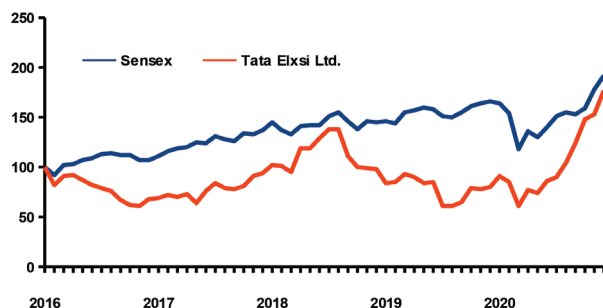
As on 31-Dec-20

5 Year CAGR (%)



Share Price Performance

(Rebase to 100)



**RANK
22**

Pidilite Industries Ltd.

BSE CODE	: 500331
FACE VALUE (₹)	: 1
MARKET CAP(₹ Cr.)	: 92457.87
CMP (₹)	: 1765.05

Pidilite Industries has diversified into various segments such as adhesives and sealants, construction and paint chemicals, automotive chemicals, art materials, industrial adhesives, industrial and textile resins and organic pigments and preparations. They have created brands like Fevicol, Dr. Fixit, Cyclo and hobby ideas such as Roff and M-Seal. The consumer and bazaar products segment includes adhesives, sealants, art and craft material and others along with construction and paint chemicals. These products are used by carpenters, painters, plumbers, mechanics, households, students and offices, among others.

Sales (in ₹ Cr)	ROCE (%)
7294.47	33.74
PBIDT (Ex OI) (in ₹ Cr)	ROE (%)
1725.45	26.07
Net profit (₹ Cr)	Debt/Equity (x)
1119.02	0.04

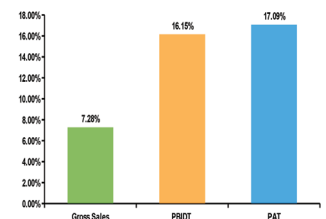
Financial Snapshot

Shareholding Pattern

Promoters	: 70.19
Institutions	: 19.63
Non-institutional and others	: 10.18
TOTAL	: 100

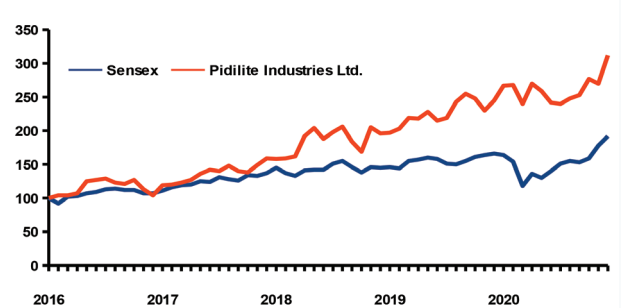
As on 31-Dec-20

5 Year CAGR (%)



Share Price Performance

(Rebase to 100)



Astral Poly Technik Ltd.

RANK
23

BSE CODE	: 532830
FACE VALUE (₹)	: 1
MARKET CAP(₹ Cr.)	: 26582.36
CMP (₹)	: 2060.5

Astral Poly Technik is engaged in the manufacturing of CPVC plumbing systems for both residential and industrial applications, and also ASTM solvent weld, lead-free PVC plumbing system. The products offered by the company are Astral Flow Guard CPVC, Astral Corzan Aquarius, Astral Aquarius, Astral Underground, Astral Aquatek, Astral Blazemaster, Astral Ultradrain and Astral Flowguard.

Sales (in ₹ Cr)	ROCE (%)
2577.9	21.43
PBIDT (Ex OI) (in ₹ Cr)	ROE (%)
455	18.57
Net profit (₹ Cr)	Debt/Equity (x)
251.2	0.12

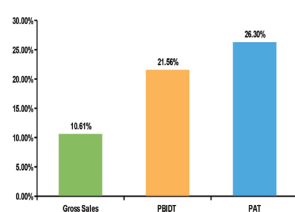
Financial Snapshot

Shareholding Pattern

Promoters	: 55.74
Institutions	: 30.24
Non-institutional and others	: 14.02
TOTAL	: 100

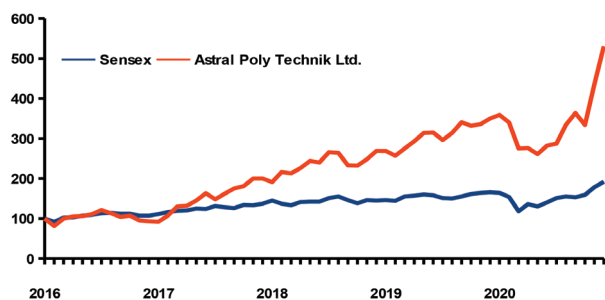
As on 31-Dec-20

5 Year CAGR (%)



Share Price Performance

(Rebase to 100)



Deepak Nitrite Ltd.

RANK
24

BSE CODE	: 506401
FACE VALUE (₹)	: 2
MARKET CAP(₹ Cr.)	: 14391.51
CMP (₹)	: 1300.15

Deepak Nitrite is a prominent chemical manufacturing company incorporated and domiciled in India. It is a supplier of choice for several chemical multinationals like BASF Bayer Lanxess Eastman and others. Deepak Nitrite's basic chemicals business unit makes intermediates for dyes and pigments, rubber fuel additives, pharmaceutical, agrochemicals and explosives. The company's fine and speciality chemicals (FSC) are knowledge-based specialised molecules that are created from strong process competency and technical skills in handling potentially hazardous reactions.

Sales (in ₹ Cr)	ROCE (%)
4229.71	37.56
PBIDT (Ex OI) (in ₹ Cr)	ROE (%)
1064.1	46.23
Net profit (₹ Cr)	Debt/Equity (x)
611.03	0.69

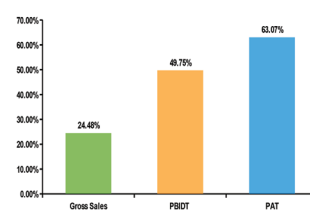
Financial Snapshot

Shareholding Pattern

Promoters	: 45.69
Institutions	: 23.77
Non-institutional and others	: 30.53
TOTAL	: 100

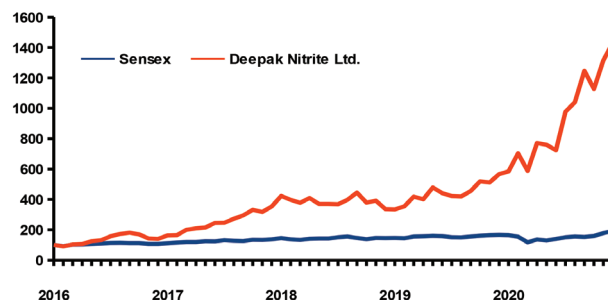
As on 31-Dec-20

5 Year CAGR (%)



Share Price Performance

(Rebase to 100)



[Super 50]

**RANK
25**

3M India Ltd.

BSE CODE	: 523395
FACE VALUE (₹)	: 10
MARKET CAP(₹ Cr.)	: 24442.67
CMP (₹)	: 21964.6

3M India is the flagship listed company of 3M Company (USA) in India. 3M Company (USA) holds 75 per cent equity stake in the company and is a diversified technology and science company with a global presence in the following businesses: safety and industrial; transportation and electronics; healthcare; and consumer, and is among the leading manufacturers of products for many of the markets it serves. Most of its products involve expertise in technology, product development, manufacturing and marketing, and are subject to competition from products manufactured and sold by other technologically oriented companies.

Sales (in ₹ Cr)	ROCE (%)
2986.55	27.29
PBIDT (Ex OI) (in ₹ Cr)	ROE (%)
495.56	20.24
Net profit (₹ Cr)	Debt/Equity (x)
322.17	0

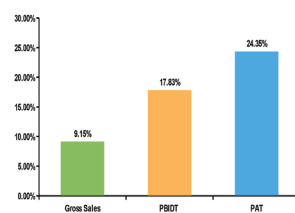
Financial Snapshot

Shareholding Pattern

Promoters	: 75
Institutions	: 11.06
Non-institutional and others	: 13.94
TOTAL	: 100

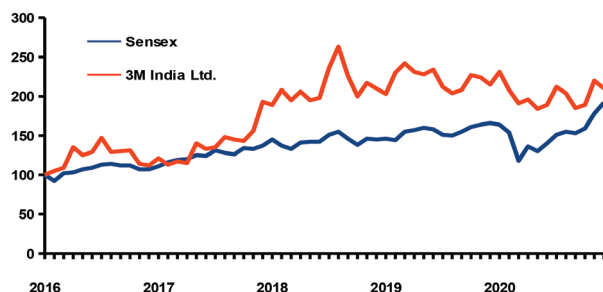
As on 31-Dec-20

5 Year CAGR (%)



Share Price Performance

(Rebase to 100)



**RANK
26**

Natco Pharma Ltd.

BSE CODE	: 524816
FACE VALUE (₹)	: 2
MARKET CAP(₹ Cr.)	: 17108.05
CMP (₹)	: 806.85

Natco Pharma is a generic pharmaceutical company with niche products that cater to speciality therapeutic segments with a focus on providing affordable medicines. The company operates in formulations, API and other contract manufacturing and service segments and its segments include bulk chemicals, finished dosage formulations, retail pharmacy and job work charges. Its products in the oncology segment include Desifer, Veenat, Bendit, Bortenat, Lenalid and Clokeran. The company's product offerings in the pharmaceutical segment include T-Score, PT-Max, Glatimer, Tarana and Tigi.

Sales (in ₹ Cr)	ROCE (%)
2058.2	14.82
PBIDT (Ex OI) (in ₹ Cr)	ROE (%)
690	12.71
Net profit (₹ Cr)	Debt/Equity (x)
458.1	0.08

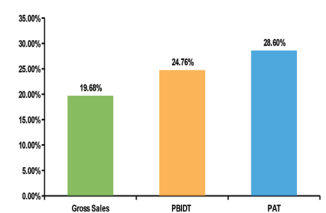
Financial Snapshot

Shareholding Pattern

Promoters	: 48.91
Institutions	: 33.21
Non-institutional and others	: 17.88
TOTAL	: 100

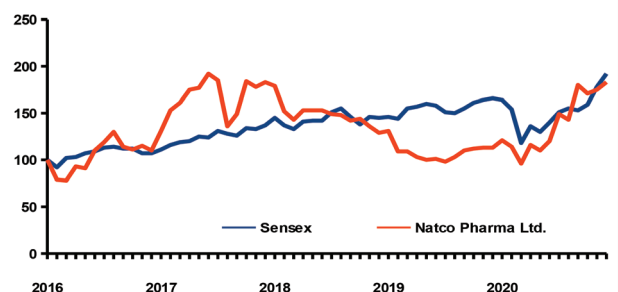
As on 31-Dec-20

5 Year CAGR (%)



Share Price Performance

(Rebase to 100)



HCL Technologies Ltd.

RANK
27

BSE CODE	: 532281
FACE VALUE (₹)	: 2
MARKET CAP(₹ Cr.)	: 269860.43
CMP (₹)	: 943.2

HCL Technologies offers its services and products through three business units – IT and business services (ITBS), engineering and research and development services (ERS) and products and platforms (PP). ITBS enables global enterprises to transform their businesses through offerings in areas of applications, infrastructure, digital process operations and next generational digital transformation solutions. ERS offers engineering services and solutions in all aspects of product development and platform engineering.

Sales (in ₹ Cr)	ROCE (%)
70676	28.42
PBIDT (Ex OI) (in ₹ Cr)	ROE (%)
17905	23.87
Net profit (₹ Cr)	Debt/Equity (x)
11057	0.1

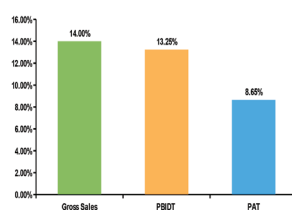
Financial Snapshot

Shareholding Pattern

Promoters	: 60.33
Institutions	: 35.21
Non-institutional and others	: 4.46
TOTAL	: 100

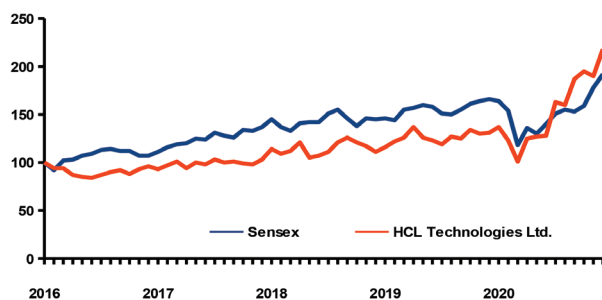
As on 31-Dec-20

5 Year CAGR (%)



Share Price Performance

(Rebase to 100)



Page Industries Ltd.

RANK
28

BSE CODE	: 532827
FACE VALUE (₹)	: 10
MARKET CAP(₹ Cr.)	: 33272.84
CMP (₹)	: 28291.6

Page Industries is engaged in the manufacturing, distribution and marketing of innerwear, athleisure, sleepwear and swimwear for men, women and kids. The company is the exclusive licensee of Jockey International Inc. (USA) for manufacture, distribution and marketing of the 'Jockey' brand in India, Sri Lanka, Bangladesh, Nepal, the UAE, Oman and Qatar. Page Industries is also the exclusive licensee of Speedo International Ltd. for the manufacture, marketing and distribution of the 'Speedo' brand in India, consisting of swimwear apparel, water shorts, equipment and footwear.

Sales (in ₹ Cr)	ROCE (%)
2945.42	57.8
PBIDT (Ex OI) (in ₹ Cr)	ROE (%)
557.75	43.04
Net profit (₹ Cr)	Debt/Equity (x)
343.22	0.05

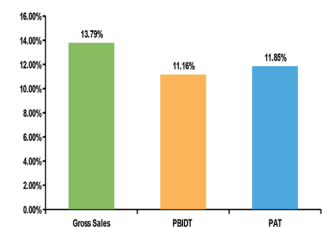
Financial Snapshot

Shareholding Pattern

Promoters	: 48.32
Institutions	: 41.61
Non-institutional and others	: 10.07
TOTAL	: 100

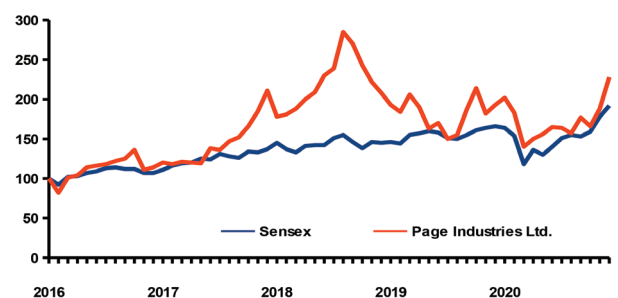
As on 31-Dec-20

5 Year CAGR (%)



Share Price Performance

(Rebase to 100)



[Super 50]

**RANK
29**

Pfizer Ltd.

BSE CODE	: 500680
FACE VALUE (₹)	: 10
MARKET CAP(₹ Cr.)	: 23468.82
CMP (₹)	: 4611.45

With annual sales of over Rs 2,000 crore, Pfizer is the fourth-largest multinational pharmaceutical company in India. The company has a portfolio of over 150 products across 15 therapeutic areas. Its top brands include Prevenar 13, Lyrica, Corex – DX, Dolonex, Enbrel, Becosules, Gelusil and Folvite, among others. In addition to its commercial operations, Pfizer also operates a state-of-the-art, award-winning manufacturing facility in Goa that produces more than a billion tablets annually.

Sales (in ₹ Cr)	ROCE (%)
2151.65	20.38
PBIDT (Ex OI) (in ₹ Cr)	ROE (%)
756.74	15.89
Net profit (₹ Cr)	Debt/Equity (x)
509.13	0

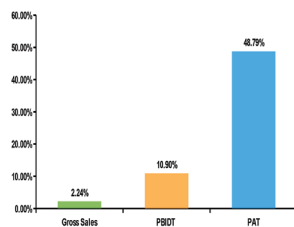
Financial Snapshot

Shareholding Pattern

Promoters	: 63.92
Institutions	: 16.18
Non-institutional and others	: 19.89
TOTAL	: 100

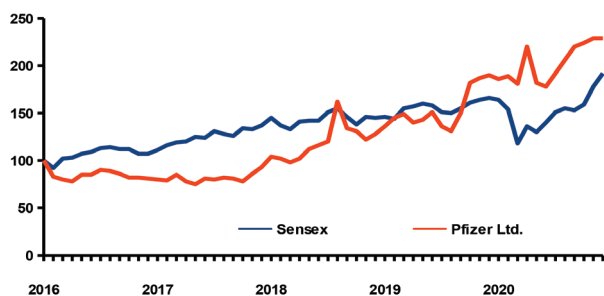
As on 31-Dec-20

5 Year CAGR (%)



Share Price Performance

(Rebase to 100)



**RANK
30**

Minda Industries Ltd.

BSE CODE	: 532539
FACE VALUE (₹)	: 2
MARKET CAP(₹ Cr.)	: 10923.38
CMP (₹)	: 571.65

Minda Industries (MIL) is an automotive ancillary unit which predominantly manufactures electrical components. The company caters to both domestic as well as international markets. Its other products include switches, lightings, batteries and blow-moulded products as well as Switch 2W HBA, sensors, actuators, controllers, Switch 4W HVAC, mirrors, lighting, HLL motors, horns, compressed natural gas (CNG) and liquid petroleum gas (LPG) kits, batteries, blow-moulding components, wheel covers, seat belts, seating and systems and cigar lighters.

Sales (in ₹ Cr)	ROCE (%)
5465.14	11.86
PBIDT (Ex OI) (in ₹ Cr)	ROE (%)
658.42	9.93
Net profit (₹ Cr)	Debt/Equity (x)
174.74	0.65

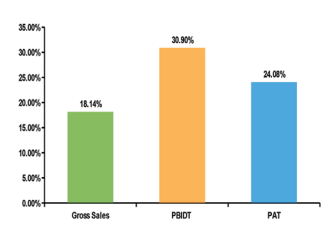
Financial Snapshot

Shareholding Pattern

Promoters	: 70.88
Institutions	: 19.84
Non-institutional and others	: 9.27
TOTAL	: 100

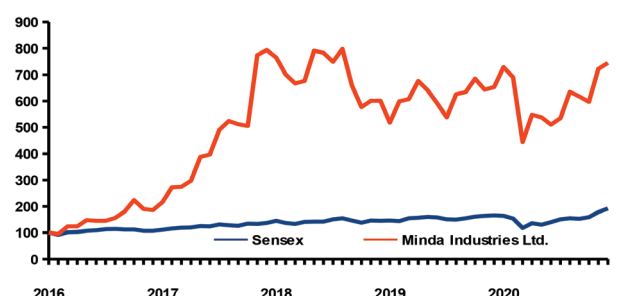
As on 31-Dec-20

5 Year CAGR (%)



Share Price Performance

(Rebase to 100)



**RANK
31**

Sanofi India Ltd.

BSE CODE	: 500674
FACE VALUE (₹)	: 10
MARKET CAP(₹ Cr.)	: 18899.62
CMP (₹)	: 7794.3

Sanofi India is amongst the leading multinational companies in the Indian pharmaceutical market. It offers a wide array of medicines for therapy areas such as diabetes, cardiology, thrombosis, central nervous system and antihistamines. The products manufactured by the company are distributed in India and exported to many developed as well as developing countries including Germany, Australia, the UK, Russia and Italy. Sanofi India's products – Lantus, Combiflam, Amaryl and Allegra – feature among the top 100 pharmaceutical brands in India.

Sales (in ₹ Cr)	ROCE (%)
3070.6	25.75
PBIDT (Ex OI) (in ₹ Cr)	ROE (%)
759.4	18.07
Net profit (₹ Cr)	Debt/Equity (x)
414.2	0

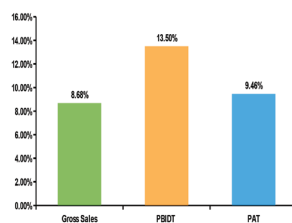
Financial Snapshot

Shareholding Pattern

Promoters	: 60.4
Institutions	: 28.98
Non-institutional and others	: 10.62
TOTAL	: 100

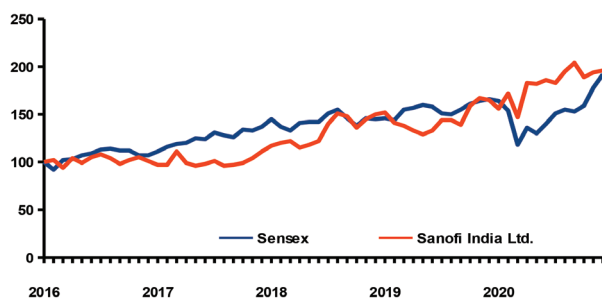
As on 31-Dec-20

5 Year CAGR (%)



Share Price Performance

(Rebase to 100)



**RANK
32**

Relaxo Footwears Ltd.

BSE CODE	: 530517
FACE VALUE (₹)	: 1
MARKET CAP(₹ Cr.)	: 22144.89
CMP (₹)	: 865.9

Relaxo Footwears is a part of the Relaxo Group which has a major interest in footwear production. It was incorporated on September 13, 1984. With its headquarters in New Delhi and eight manufacturing units, Relaxo Footwears produces over six lakh pairs of footwear every day. Its footwear range boasts a fine combination of comfort, style and quality workmanship. It offers a wide collection of fashionable, colourful, comfortable and durable footwear for men, women and children.

Sales (in ₹ Cr)	ROCE (%)
2410.48	24.81
PBIDT (Ex OI) (in ₹ Cr)	ROE (%)
420.58	19.16
Net profit (₹ Cr)	Debt/Equity (x)
226.25	0.02

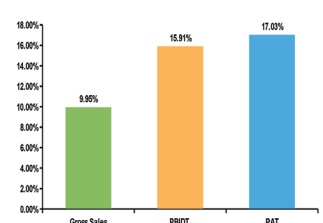
Financial Snapshot

Shareholding Pattern

Promoters	: 70.92
Institutions	: 10.71
Non-institutional and others	: 18.37
TOTAL	: 100

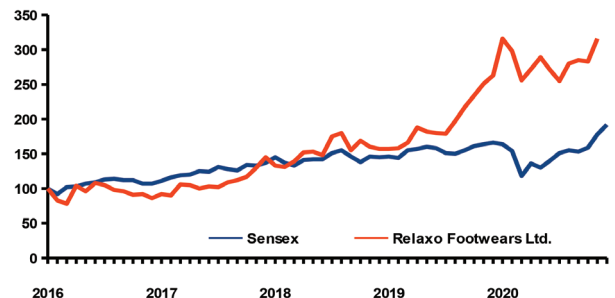
As on 31-Dec-20

5 Year CAGR (%)



Share Price Performance

(Rebase to 100)



[Super 50]

**RANK
33**

Zydus Wellness Ltd.

BSE CODE	: 531335
FACE VALUE (₹)	: 10
MARKET CAP(₹ Cr.)	: 13153.72
CMP (₹)	: 1889.8

Zydus Wellness operates as an integrated consumer group with businesses encompassing the entire value chain in the development, production, marketing and distribution of health and wellness products. The company sells its products in India and has a plant located in Gujarat and two in Sikkim. The strategic advantage of the business rests on four key pillars: financial strength, product innovation, manufacturing integrity and supply chain efficiency.

Sales (in ₹ Cr)	ROCE (%)
1766.82	5.26
PBIDT (Ex OI) (in ₹ Cr)	ROE (%)
331.77	4.14
Net profit (₹ Cr)	Debt/Equity (x)
141.72	0.44

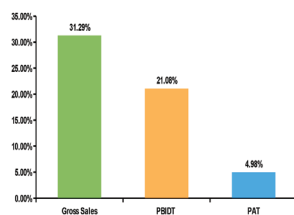
Financial Snapshot

Shareholding Pattern

Promoters	: 64.82
Institutions	: 27.76
Non-institutional and others	: 7.42
TOTAL	: 100

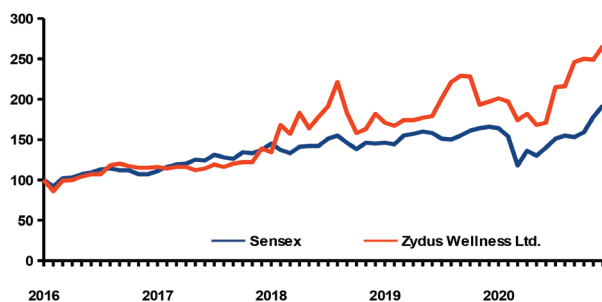
As on 31-Dec-20

5 Year CAGR (%)



Share Price Performance

(Rebase to 100)



**RANK
34**

Adani Transmission Ltd.

BSE CODE	: 539254
FACE VALUE (₹)	: 10
MARKET CAP(₹ Cr.)	: 49969.87
CMP (₹)	: 749.55

Adani Transmission India is engaged in the power transmission business. It one of the largest companies in the segment with 14,000+ power transmission lengths and 23,000+ transformation capacities. The company has developed and commissioned 400 kilo watt direct current-dedicated Mundra-Dehgam transmission line of 430 km. The company was incorporated in 2013 and is based in Ahmedabad, Gujarat. It operates as a subsidiary of Adani Group.

Sales (in ₹ Cr)	ROCE (%)
11415.96	11.17
PBIDT (Ex OI) (in ₹ Cr)	ROE (%)
4576.16	14.34
Net profit (₹ Cr)	Debt/Equity (x)
706.49	5.27

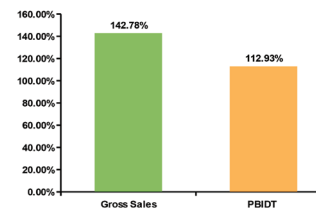
Financial Snapshot

Shareholding Pattern

Promoters	: 74.92
Institutions	: 22.47
Non-institutional and others	: 2.61
TOTAL	: 100

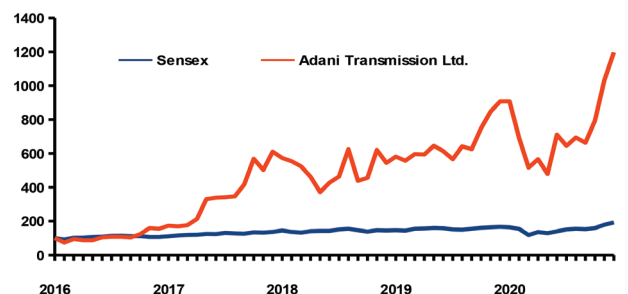
As on 31-Dec-20

5 Year CAGR (%)



Share Price Performance

(Rebase to 100)



RANK
35

PI Industries Ltd.

BSE CODE	: 523642
FACE VALUE (₹)	: 1
MARKET CAP(₹ Cr.)	: 35504.74
CMP (₹)	: 2221.6

PI Industries is engaged in the business of agricultural inputs, fine chemicals and contract research and manufacturing services, polymers and engineering services. The company has launched a range of new products in the category of plant nutrients, thus further diversifying and enriching its product portfolio. The services offered by the company include contract research and manufacturing services in the areas of fine chemicals, agro chemicals and pharmaceutical intermediates, crop protection, specialty products, plant nutrients and seeds.

Sales (in ₹ Cr)	ROCE (%)
3366.5	23.1
PBIDT (Ex OI) (in ₹ Cr)	ROE (%)
768.7	18.63
Net profit (₹ Cr)	Debt/Equity (x)
455.8	0.2

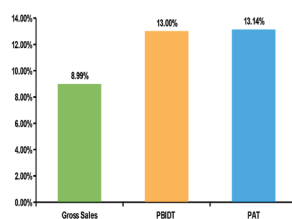
Financial Snapshot

Shareholding Pattern

Promoters	: 46.75
Institutions	: 40.83
Non-institutional and others	: 12.43
TOTAL	: 100

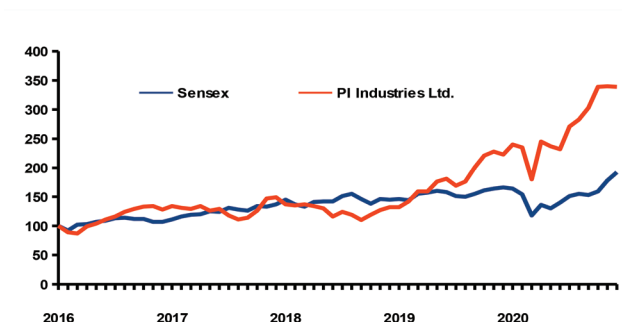
As on 31-Dec-20

5 Year CAGR (%)



Share Price Performance

(Rebase to 100)



RANK
36

Shree Cement Ltd.

BSE CODE	: 500387
FACE VALUE (₹)	: 10
MARKET CAP(₹ Cr.)	: 93125.85
CMP (₹)	: 28253.15

Shree Cement's principal products and services are cement and clinker. It operates through two business segments: cement and power. It has a cement production capacity of approximately 25.6 million tons per annum. The company has operations in Rajasthan, Uttarakhand, Bihar, Haryana, Chhattisgarh and Uttar Pradesh. Its total power generation capacity is approximately 610 megawatts. It operates waste heat recovery plants (WHRP) of approximately 110 megawatts. The company also operates a separate trading division catering to third-party buyers and sellers.

Sales (in ₹ Cr)	ROCE (%)
12882.44	15.46
PBIDT (Ex OI) (in ₹ Cr)	ROE (%)
4033.5	13.52
Net profit (₹ Cr)	Debt/Equity (x)
1544.06	0.24

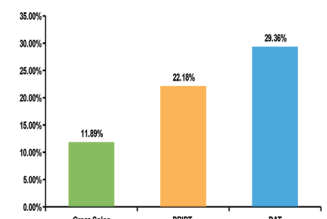
Financial Snapshot

Shareholding Pattern

Promoters	: 62.55
Institutions	: 23.25
Non-institutional and others	: 14.2
TOTAL	: 100

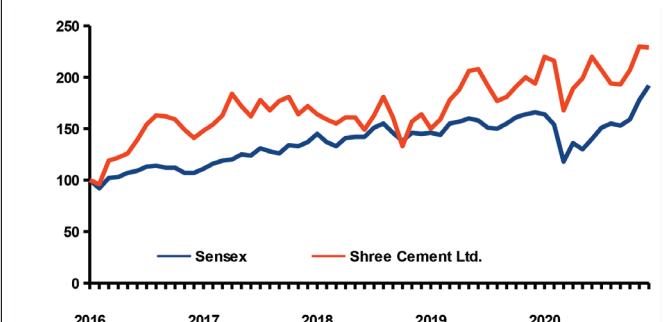
As on 31-Dec-20

5 Year CAGR (%)



Share Price Performance

(Rebase to 100)



RANK
37

Oberoi Realty Ltd.

BSE CODE	: 533273
FACE VALUE (₹)	: 10
MARKET CAP(₹ Cr.)	: 21434.35
CMP (₹)	: 571.75

Oberoi Realty is engaged in construction and real estate development and hospitality. It handles residential, commercial, retail, social infrastructure and hospitality projects. Its residential projects include Oberoi Splendor, Oberoi Splendor Grande, Oberoi Springs, Esquire by Oberoi Realty, Exquisite by Oberoi Realty, Oberoi Woods, Beachwood House, Oberoi Gardens and Oberoi Park View. Its commercial projects include Oberoi Chambers, Commerz and Commerz II. Its social infrastructure projects include Oberoi International School. Its hospitality projects include The Westin and Mumbai Garden City.

Sales (in ₹ Cr)	ROCE (%)
2237.63	10.64
PBIDT (Ex OI) (in ₹ Cr)	ROE (%)
1096.32	8.21
Net profit (₹ Cr)	Debt/Equity (x)
683.42	0.18

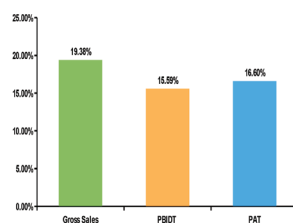
Financial Snapshot

Shareholding Pattern

Promoters	: 67.7
Institutions	: 30.04
Non-institutional and others	: 2.25
TOTAL	: 100

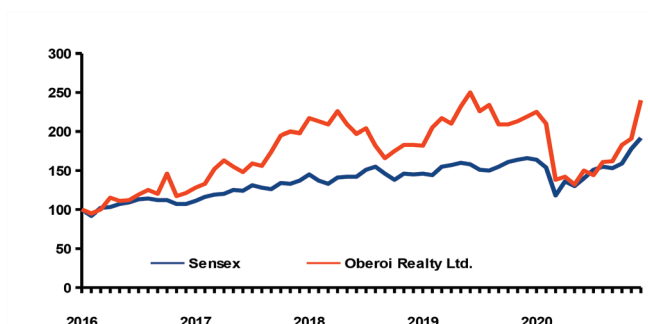
As on 31-Dec-20

5 Year CAGR (%)



Share Price Performance

(Rebase to 100)



RANK
38

Bata India Ltd.

BSE CODE	: 500043
FACE VALUE (₹)	: 5
MARKET CAP(₹ Cr.)	: 21188.41
CMP (₹)	: 1509.2

Bata India manufactures footwear for men, women and children. The parent company, Bata, is the world's leading shoemaker by volumes. The company manufactures shoes of various qualities such as leather, rubber, canvas and PVC. Currently, the company owns brands like Hush Puppies, Dr. Scholls, North Star, Power, Marie Claire, Bubblegummers, Ambassador, Comfit and Wind. The focus of the new management has been to reposition the brand so that it appeals to the young generation and they willingly pay a premium for its products.

Sales (in ₹ Cr)	ROCE (%)
3056.11	33.88
PBIDT (Ex OI) (in ₹ Cr)	ROE (%)
911.75	18.1
Net profit (₹ Cr)	Debt/Equity (x)
328.95	0

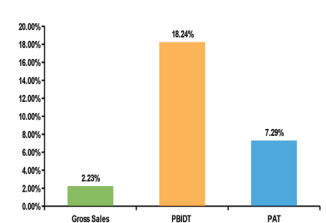
Financial Snapshot

Shareholding Pattern

Promoters	: 52.96
Institutions	: 31.62
Non-institutional and others	: 15.42
TOTAL	: 100

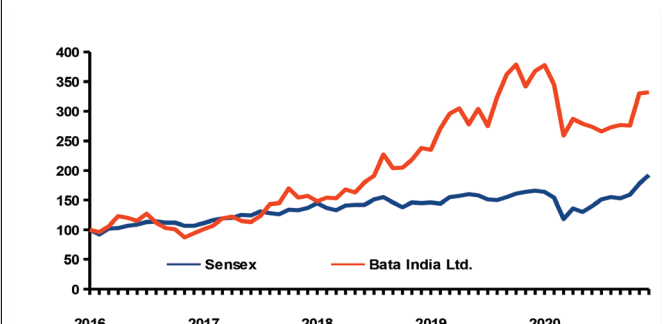
As on 31-Dec-20

5 Year CAGR (%)



Share Price Performance

(Rebase to 100)



APL Apollo Tubes Ltd.

RANK
39

BSE CODE	: 533758
FACE VALUE (₹)	: 2
MARKET CAP(₹ Cr.)	: 11999.24
CMP (₹)	: 975

APL Apollo Tubes is the largest producer of electric resistance welded (ERW) steel pipes and sections in India, with a capacity to produce 2.5 million tonnes per annum. It caters extensively to the region and exports to over 20 countries globally. The company's vast distribution network is spread across India, with warehouses and branch offices in 29 cities.

Sales (in ₹ Cr)	7976.44	ROCE (%)	20.12
PBIDT (Ex OI) (in ₹ Cr)	499.52	ROE (%)	22.23
Net profit (₹ Cr)	256	Debt/Equity (x)	0.62

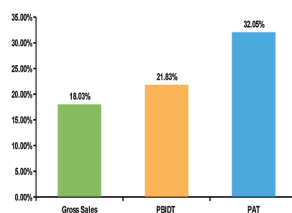
Financial Snapshot

Shareholding Pattern

Promoters	: 39.47
Institutions	: 29.61
Non-institutional and others	: 30.92
TOTAL	: 100

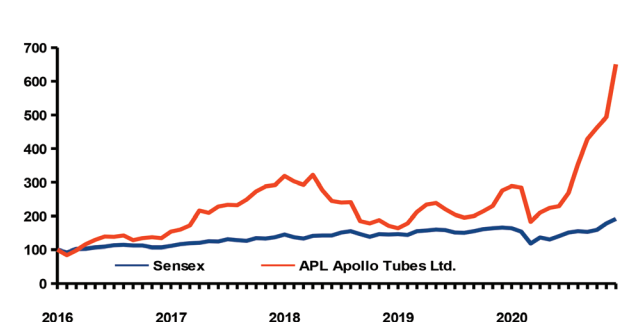
As on 31-Dec-20

5 Year CAGR (%)



Share Price Performance

(Rebase to 100)



Asian Paints Ltd.

RANK
40

BSE CODE	: 500820
FACE VALUE (₹)	: 1
MARKET CAP(₹ Cr.)	: 272795.85
CMP (₹)	: 2389.2

Asian Paints is India's top paint company with a market share of around 55 per cent in the segment of decorative paints. It is the 10th largest coatings company in the world and generates nearly 85 per cent of its sales from the decorative paint segment. The company also operates in the industrial paint segment. In addition to this, it operates in the home improvement segment with the brands 'EssEss' and 'Sleek'. Apart from India, the company has manufacturing facilities in 15 different countries.

Sales (in ₹ Cr)	23356.55	ROCE (%)	35.83
PBIDT (Ex OI) (in ₹ Cr)	4468.21	ROE (%)	27.79
Net profit (₹ Cr)	2723.45	Debt/Equity (x)	0.04

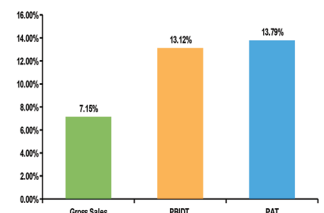
Financial Snapshot

Shareholding Pattern

Promoters	: 52.79
Institutions	: 28.15
Non-institutional and others	: 18.98
TOTAL	: 100

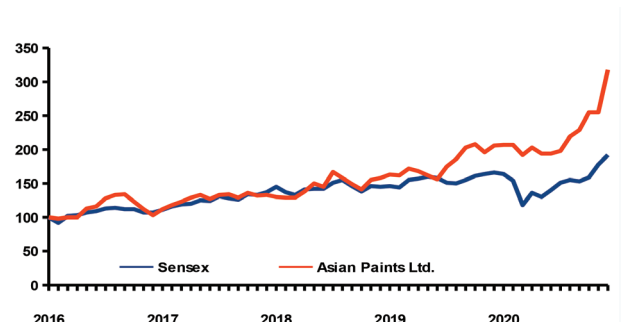
As on 31-Dec-20

5 Year CAGR (%)



Share Price Performance

(Rebase to 100)



[Super 50]

Balkrishna Industries Ltd.

RANK
41

BSE CODE	: 502355
FACE VALUE (₹)	: 2
MARKET CAP(₹ Cr.)	: 33308.55
CMP (₹)	: 1614.25

Balkrishna Industries operates mainly in the business segment of tyres. The company is primarily engaged in the speciality off-highway tyre segment, which consists of agriculture, industrial, construction, earthmoving, mining, port, lawn, garden and all-terrain vehicle tyres (ATVs), etc. On the geographical front, the revenue mix comprises Europe (47 per cent), US (18 per cent), India (21 per cent) and Rest of the World (14 per cent). Its revenue mix comprises exports at 17 per cent and domestic sales at 83 per cent.

Sales (in ₹ Cr)	ROCE (%)
4811.24	20.07
PBIDT (Ex OI) (in ₹ Cr)	ROE (%)
1523.92	19.86
Net profit (₹ Cr)	Debt/Equity (x)
959.65	0.19

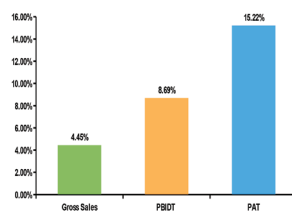
Financial Snapshot

Shareholding Pattern

Promoters	: 58.3
Institutions	: 30.5
Non-institutional and others	: 11.2
TOTAL	: 100

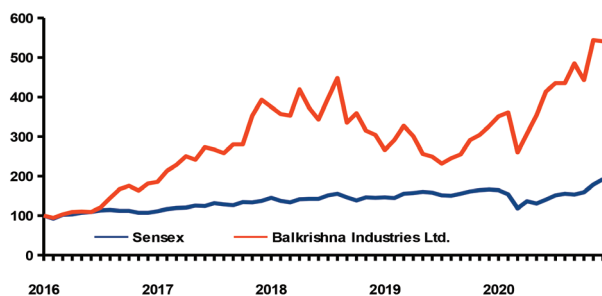
As on 31-Dec-20

5 Year CAGR (%)



Share Price Performance

(Rebase to 100)



Mphasis Ltd.

RANK
42

BSE CODE	: 526299
FACE VALUE (₹)	: 10
MARKET CAP(₹ Cr.)	: 30557.73
CMP (₹)	: 1650.05

Mphasis Group a global multicultural organisation headquartered in Bengaluru that specialises in providing a suite of application development and maintenance services' infrastructure outsourcing services and business and knowledge process outsourcing solutions to clients around the world. Mphasis applies next-generation technology to help enterprises transform businesses globally. Customer-centricity is foundational to Mphasis and is reflected in the company's Front2Back™ transformation approach.

Sales (in ₹ Cr)	ROCE (%)
8843.54	26.19
PBIDT (Ex OI) (in ₹ Cr)	ROE (%)
1828.2	21.6
Net profit (₹ Cr)	Debt/Equity (x)
1184.84	0.1

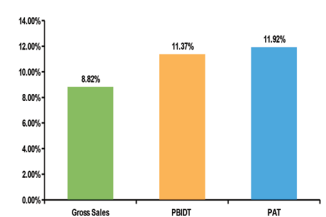
Financial Snapshot

Shareholding Pattern

Promoters	: 56.12
Institutions	: 38.73
Non-institutional and others	: 5.14
TOTAL	: 100

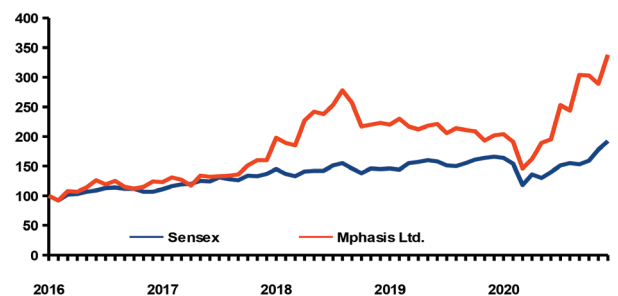
As on 31-Dec-20

5 Year CAGR (%)



Share Price Performance

(Rebase to 100)



**RANK
43**

Aarti Industries Ltd.

BSE CODE	: 524208
FACE VALUE (₹)	: 5
MARKET CAP(₹ Cr.)	: 22319.44
CMP (₹)	: 1236.15

Aarti Industries is a leading and highly integrated chemical manufacturer involved in manufacturing various benzene-based downstream and derivative products. The product range of the company includes para nitro aniline and para fluoro aniline, etofylline, aminophylline, aciphylline piperazine, para fluoro nitrobenzene, ortho fluoro nitrobenzene, chlorofluoro aniline, dichlorofluoro benzene and difluoro benzene. The company also is in the business segment of pharmaceuticals, speciality chemicals, and home and personal care chemicals.

Sales (in ₹ Cr)	ROCE (%)
4620.69	15.85
PBIDT (Ex OI) (in ₹ Cr)	ROE (%)
986.17	19.5
Net profit (₹ Cr)	Debt/Equity (x)
546.76	0.7

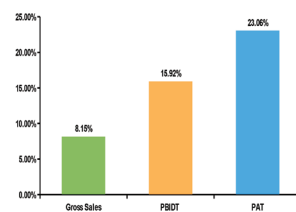
Financial Snapshot

Shareholding Pattern

Promoters	: 47.34
Institutions	: 23.61
Non-institutional and others	: 29.06
TOTAL	: 100

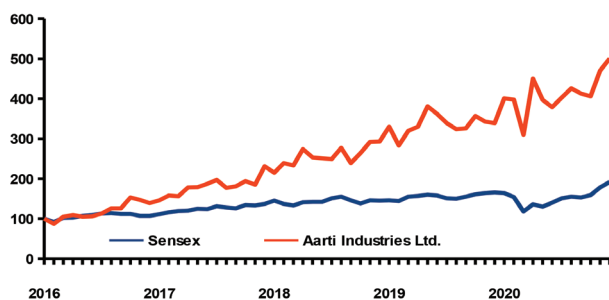
As on 31-Dec-20

5 Year CAGR (%)



Share Price Performance

(Rebase to 100)



**RANK
44**

Alembic Pharmaceuticals Ltd.

BSE CODE	: 533573
FACE VALUE (₹)	: 2
MARKET CAP(₹ Cr.)	: 21492.21
CMP (₹)	: 956.35

Alembic Pharmaceuticals is engaged in developing formulations and active pharmaceutical ingredients (APIs). The company focuses on anti-infective, analgesic and cough and cold therapies. It also focuses on therapies such as cardiology, diabetes, gynaecology, gastrointestinal, orthopaedic, dermatology and ophthalmology. The company's sales breakup stood at exports (62 per cent) and domestic (38 per cent). Its business segments comprise international generics (45 per cent), branded formulations (35 per cent) and APIs (20 per cent).

Sales (in ₹ Cr)	ROCE (%)
4605.76	23.3
PBIDT (Ex OI) (in ₹ Cr)	ROE (%)
1227.95	26.97
Net profit (₹ Cr)	Debt/Equity (x)
800.64	0.54

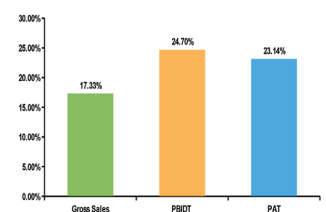
Financial Snapshot

Shareholding Pattern

Promoters	: 69.78
Institutions	: 17.1
Non-institutional and others	: 13.12
TOTAL	: 100

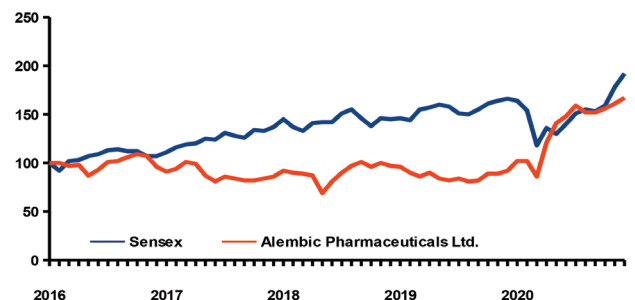
As on 31-Dec-20

5 Year CAGR (%)



Share Price Performance

(Rebase to 100)



[Super 50]

**RANK
45**

Mindtree Ltd.

BSE CODE	: 532819
FACE VALUE (₹)	: 10
MARKET CAP(₹ Cr.)	: 28648.06
CMP (₹)	: 1678.4

Mindtree is a global IT and research and development services company. The company's activity is structured into two business units that focus on software development in which it offers different IT services to capital markets, insurance, manufacturing, retail and travel and transportation industries. Under its research and development wing the company provides its expertise to automotive, communication systems, consumer appliances and computer peripherals, industrial systems and storage and computing systems.

Sales (in ₹ Cr)	ROCE (%)
7764.3	27.28
PBIDT (Ex OI) (in ₹ Cr)	ROE (%)
1157.1	19.6
Net profit (₹ Cr)	Debt/Equity (x)
630.9	0

Financial Snapshot

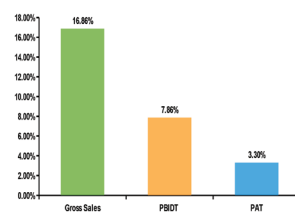
Shareholding Pattern

Promoters	: 61.03
Institutions	: 23.89
Non-institutional and others	: 15.08

TOTAL : 100

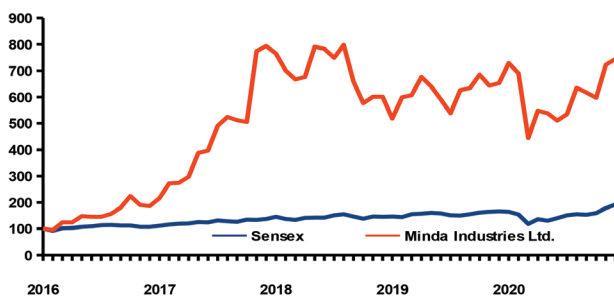
As on 31-Dec-20

5 Year CAGR (%)



Share Price Performance

(Rebase to 100)



**RANK
46**

Schaeffler India Ltd.

BSE CODE	: 505790
FACE VALUE (₹)	: 10
MARKET CAP(₹ Cr.)	: 14337.89
CMP (₹)	: 5138.85

Schaeffler India is a leading automotive and industrial supplier with a diverse product portfolio and a large aftermarket presence. The company has a balanced portfolio in both the segments and continues to enjoy a competitive position in the market. With innovative technologies, products, and services for CO₂-efficient drives, electric mobility, Industry 4.0, digitalization and renewable energies, the company is a reliable partner for making motion and mobility more efficient, intelligent, and sustainable.

Sales (in ₹ Cr)	ROCE (%)
4360.63	18.82
PBIDT (Ex OI) (in ₹ Cr)	ROE (%)
697.81	12.97
Net profit (₹ Cr)	Debt/Equity (x)
367.64	0

Financial Snapshot

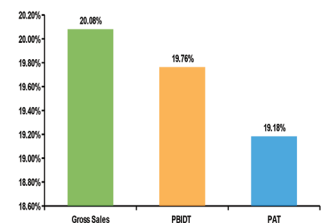
Shareholding Pattern

Promoters	: 74.13
Institutions	: 19.49
Non-institutional and others	: 6.38

TOTAL : 100

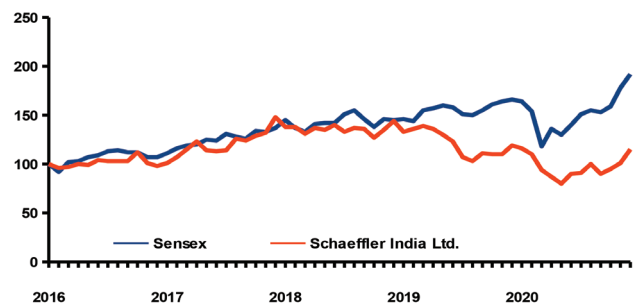
As on 31-Dec-20

5 Year CAGR (%)



Share Price Performance

(Rebase to 100)



**RANK
47**

Titan Company Ltd.

BSE CODE	: 500114
FACE VALUE (₹)	: 1
MARKET CAP(₹ Cr.)	: 137535.83
CMP (₹)	: 1460.9

Titan Company engaged in offering watches, jewellery and other such products. The company offers plain and studded gold jewellery brands such as Tanishq, GoldPlus, Zoya and Mia, which are retailed through respective brand stores. The company offers watches and accessories such as bags and sunglasses with various brands such as Titan, Sonata, Fastrack and sub-brands such as Raga, Xyllys and Edge, among others. The company's watches and accessories are retailed through World of Titan, Helios and Fastrack stores. It also offers frames, contact lenses and sunglasses through brands such as Eye+.

Sales (in ₹ Cr)	ROCE (%)
21051.54	26.07
PBIDT (Ex OI) (in ₹ Cr)	ROE (%)
2619.81	23.51
Net profit (₹ Cr)	Debt/Equity (x)
1496.69	0.35

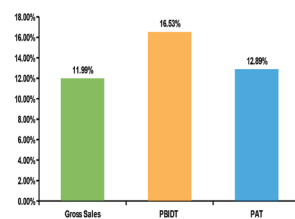
Financial Snapshot

Shareholding Pattern

Promoters	: 52.9
Institutions	: 29.8
Non-institutional and others	: 17.3
TOTAL	: 100

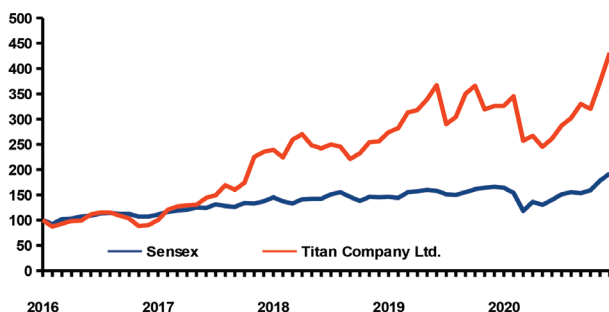
As on 31-Dec-20

5 Year CAGR (%)



Share Price Performance

(Rebase to 100)



**RANK
48**

Berger Paints India Ltd.

BSE CODE	: 509480
FACE VALUE (₹)	: 1
MARKET CAP(₹ Cr.)	: 78693.08
CMP (₹)	: 753.25

Berger Paints is the second-largest decorative paint company in India. It generates about 80 per cent of revenue from decorative paints and 20 per cent from industrial paints of which automotives dominates with 8 per cent of revenue. The company has the second-largest distribution network of 11,500+ active dealers and 12,000+ tinting machines. It has strong brands like Berger Silk, Berger Rangoli, Berger Illusions, Berger Weather Coat and Jadoo Enamel.

Sales (in ₹ Cr)	ROCE (%)
6365.82	30.47
PBIDT (Ex OI) (in ₹ Cr)	ROE (%)
1129.51	26.06
Net profit (₹ Cr)	Debt/Equity (x)
664.4	0.2

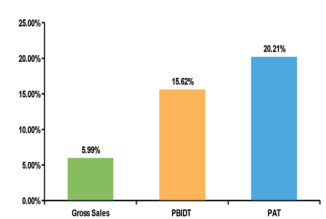
Financial Snapshot

Shareholding Pattern

Promoters	: 74.98
Institutions	: 15.22
Non-institutional and others	: 9.8
TOTAL	: 100

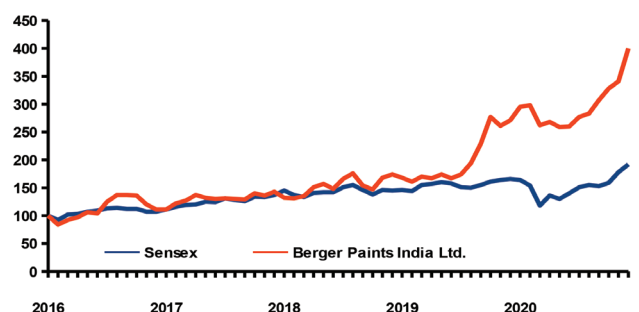
As on 31-Dec-20

5 Year CAGR (%)



Share Price Performance

(Rebase to 100)



[Super 50]

**RANK
49**

Nestle India Ltd.

BSE CODE	: 500790
FACE VALUE (₹)	: 10
MARKET CAP(₹ Cr.)	: 176396.89
CMP (₹)	: 16739.9

Nestle India is one of the biggest players in the FMCG segment and has a presence in milk and nutrition beverages, prepared dishes and cooking aids and chocolate and confectionery segments. It is an Indian subsidiary of Nestlé which is a Swiss multinational company. The company is headquartered in Gurgaon, Haryana. The company was incorporated on March 28, 1959 and was promoted by Nestle Alimentana via a subsidiary, Nestle Holdings Ltd. As of 2020, the parent company Nestlé owns 62.76 per cent of Nestlé India. The company has eight production facilities at various locations across India.

Sales (in ₹ Cr)	ROCE (%)
12763.94	98.16
PBIDT (Ex OI) (in ₹ Cr)	ROE (%)
3111.18	70.27
Net profit (₹ Cr)	Debt/Equity (x)
1969.55	0.03

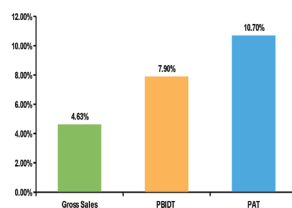
Financial Snapshot

Shareholding Pattern

Promoters	: 62.76
Institutions	: 20.59
Non-institutional and others	: 16.65
TOTAL	: 100

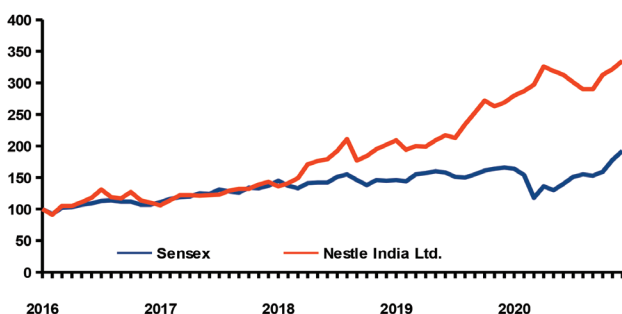
As on 31-Dec-20

5 Year CAGR (%)



Share Price Performance

(Rebase to 100)



**RANK
50**

Gujarat State Petronet Ltd.

BSE CODE	: 532702
FACE VALUE (₹)	: 10
MARKET CAP(₹ Cr.)	: 11865.37
CMP (₹)	: 239.25

Gujarat State Petronet (GSPL) is a natural gas infrastructure and transmission company engaged in the gas transportation business. It carries out transmission of natural gas through pipelines on an open-access basis from supply points to demand centres. It also generates electricity through windmills. It develops energy transportation infrastructure and connects natural gas supply sources, including liquefied natural gas (LNG) terminals to various markets.

Sales (in ₹ Cr)	ROCE (%)
12470.47	34.33
PBIDT (Ex OI) (in ₹ Cr)	ROE (%)
3330.69	55.89
Net profit (₹ Cr)	Debt/Equity (x)
2284.76	0.74

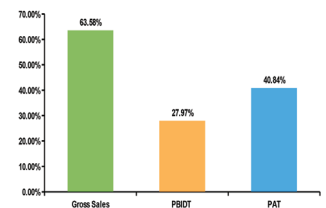
Financial Snapshot

Shareholding Pattern

Promoters	: 37.63
Institutions	: 46.93
Non-institutional and others	: 15.44
TOTAL	: 100

As on 31-Dec-20

5 Year CAGR (%)



Share Price Performance

(Rebase to 100)

