

www.dsij.in

Prefer Short-term? Pick Flash News Investment.

SINCE 1986
DALAL STREET
INVESTMENT JOURNAL
DEMOCRATIZING WEALTH CREATION

FLASH NEWS
INVESTMENT

India's oldest and reliable newsletter, Flash News Investment (FNIW) provides you with comprehensive fundamental and technical analysis, accurate stock recommendations and returns-oriented tips for all your short-term equity investment needs. Subscribe today!

Also available on



Scan QR Code

To subscribe or for more information give a missed call on 02066663889

SEBI Research Analyst Regn No- INH000006396

Refer given URL to read Disclosure <http://www.dsij.in/disclosure> and Disclaimer <http://www.dsij.in/disclaimer>

Head office: DSIJ Pvt Ltd. Office no 211, Vascon Platinum Square, Next to Hyatt Regency, Vimannagar, Pune- 411014

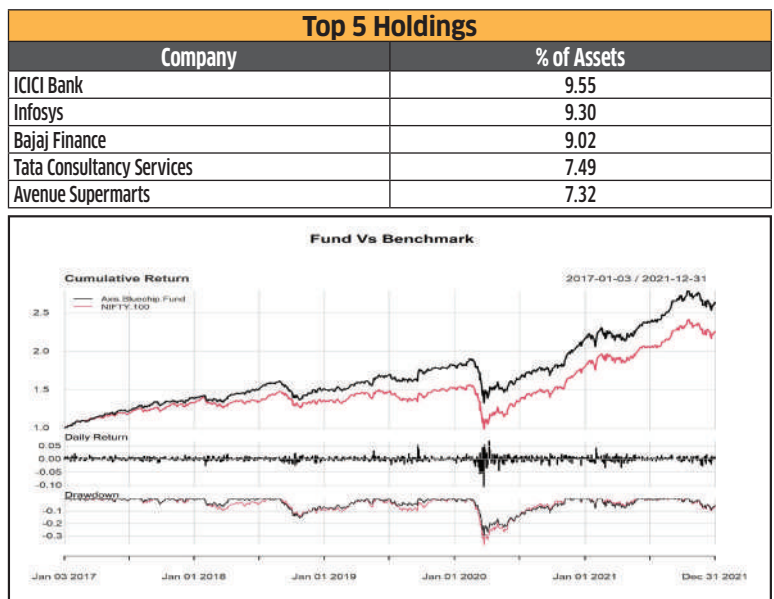
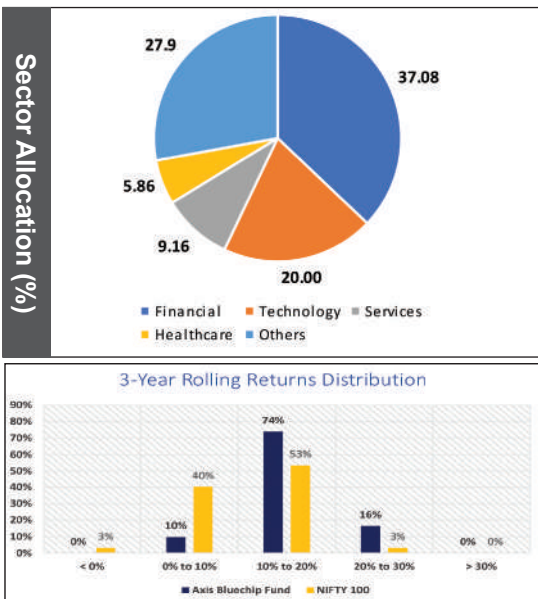
Axis Bluechip Fund - Direct Plan

Category: Equity: Large-Cap | Benchmark Index: S&P BSE 100 TRI
Fund Manager: Shreyash Devalkar

NAV (₹) as on Feb. 17, 2022 : 49.79

Expense Ratio as on Dec. 31, 2021 : 0.48%

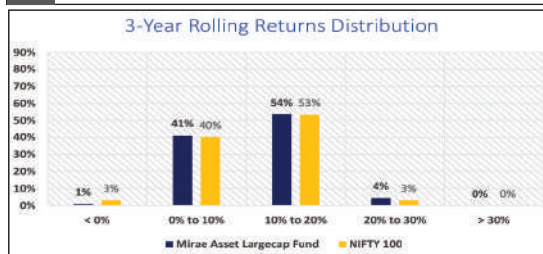
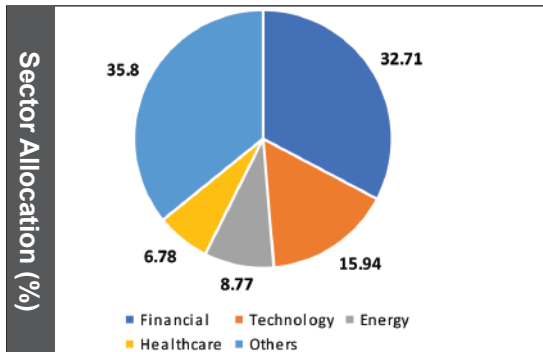
AUM (₹) as on Jan. 31, 2022 : 34,182 Cr



Mirae Asset Large-cap Fund - Direct Plan

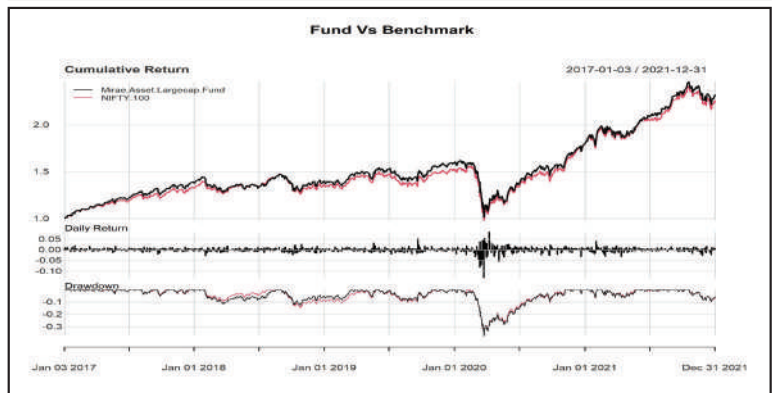
Category: Equity: Large-Cap | Benchmark Index: NIFTY 100 TRI
Fund Manager: Gaurav Khandelwal & Gaurav Misra

NAV (₹) as on Feb. 17, 2022 : 84.33
Expense Ratio as on Dec. 31, 2021 : 0.51%
AUM (₹) as on Jan. 31, 2022 : 31,297 Cr



Top 5 Holdings

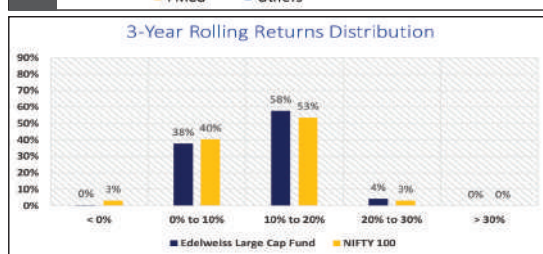
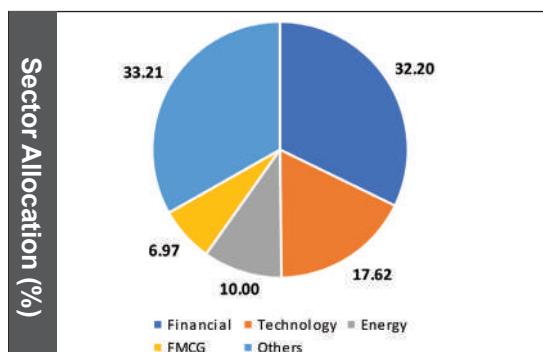
Company	% of Assets
ICICI Bank	9.74
Infosys	9.42
HDFC Bank	8.37
Reliance Industries	6.11
State Bank of India	4.82



Edelweiss Large-cap Fund - Direct Plan

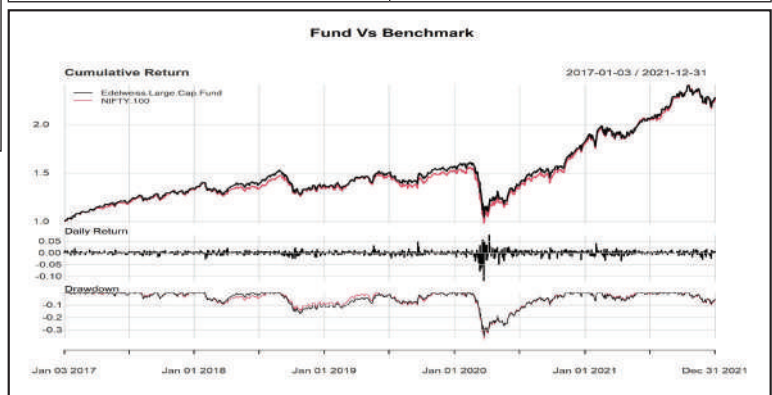
Category: Equity: Large-Cap | Benchmark Index: NIFTY 100 TRI
Fund Manager: Bharat Lahoti & Bhavesh Jain

NAV (₹) as on Feb. 17, 2022 : 58.39
Expense Ratio as on Dec. 31, 2021 : 1.07%
AUM (₹) as on Jan. 31, 2022 : 315 Cr



Top 5 Holdings

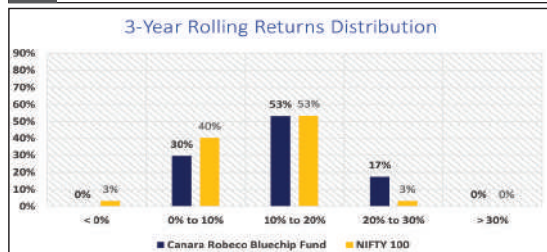
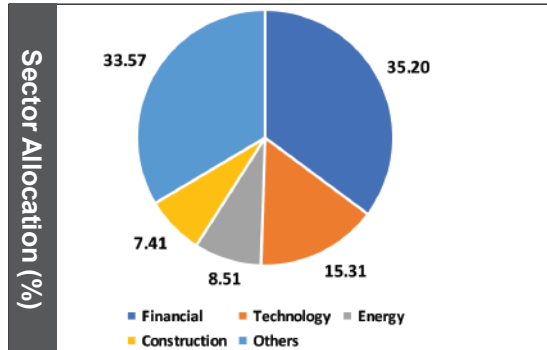
Company	% of Assets
HDFC Bank	7.86
ICICI Bank	7.83
Infosys	7.05
Reliance Industries	6.87
Bharti Airtel	5.12



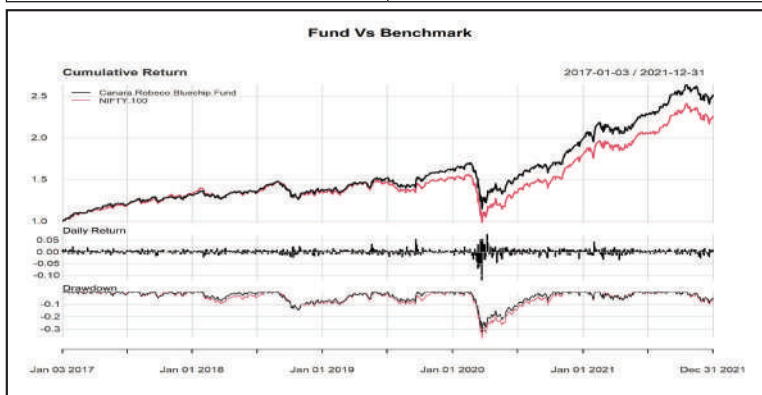
Canara Robeco Bluechip Fund - Direct Plan

Category: Equity: Large-Cap | Benchmark Index: S&P BSE 100 TRI
Fund Manager: Shridatta Bhandwalder & Vishal Mishra

NAV (₹) as on Feb. 17, 2022 : 45.50
Expense Ratio as on Dec. 31, 2021 : 0.38%
AUM (₹) as on Jan. 31, 2022 : 6,020 Cr



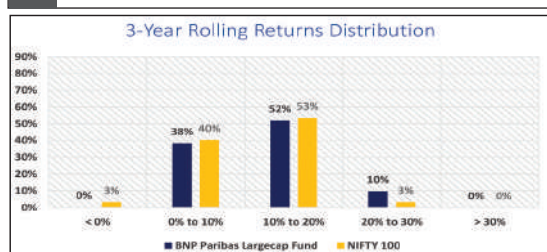
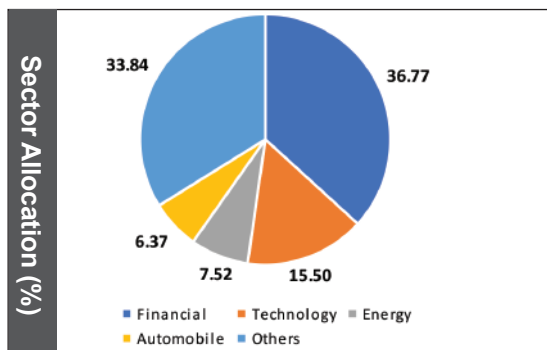
Top 5 Holdings	
Company	% of Assets
Infosys	8.49
ICICI Bank	8.27
HDFC Bank	7.54
Reliance Industries	7.05
State of Bank of India	4.92



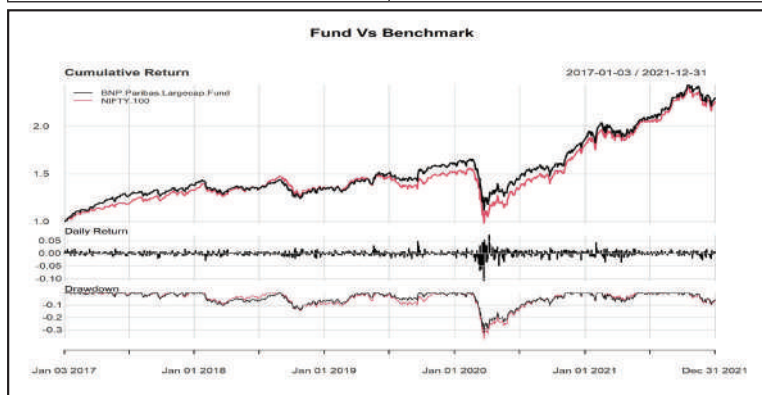
BNP Paribas Large-cap Fund - Direct Plan

Category: Equity: Large-Cap | Benchmark Index: NIFTY 100 TRI
Fund Manager: Chockalingam Narayanan & Karthikraj Lakshmanan

NAV (₹) as on Feb. 17, 2022 : 153.30
Expense Ratio as on Dec. 31, 2021 : 1.01%
AUM (₹) as on Jan. 31, 2022 : 1,254 Cr



Top 5 Holdings	
Company	% of Assets
ICICI Bank	9.56
Infosys	8.17
HDFC Bank	7.70
Reliance Industries	5.96
Axis Bank	4.85



PGIM India Midcap Opportunities Fund - Direct Plan

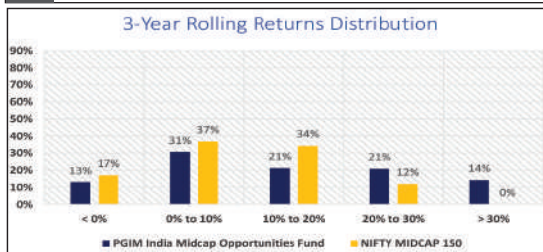
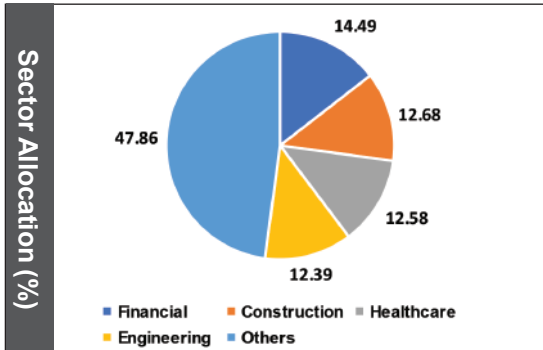
Category: Equity: Mid-Cap | Benchmark Index: NIFTY Midcap 150 TRI

Fund Manager: Aniruddha Naha, Kunal Jain & Vivek Sharma

NAV (₹) as on Feb. 17, 2022 : 46.61

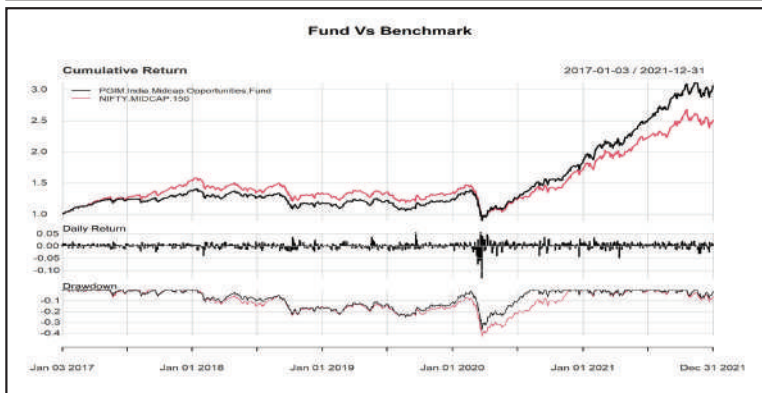
Expense Ratio as on Dec. 31, 2021 : 0.40%

AUM (₹) as on Jan. 31, 2022 : 4,363 Cr



Top 5 Holdings

Company	% of Assets
Coforge	3.86
Persistent Systems	3.84
ICICI Bank	3.71
ABB India Ltd.	3.44
Dalmia Bharat	3.23



Quant Mid-cap Fund - Direct Plan

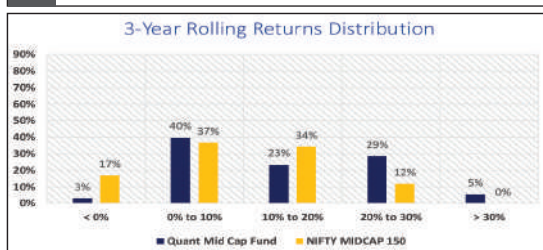
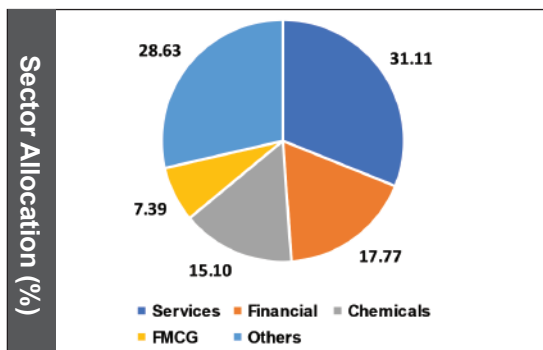
Category: Equity: Mid-Cap | Benchmark Index: NIFTY Midcap 150 TRI

Fund Manager: Ankit A Pande & Sanjeev Sharma

NAV (₹) as on Feb. 17, 2022 : 126.12

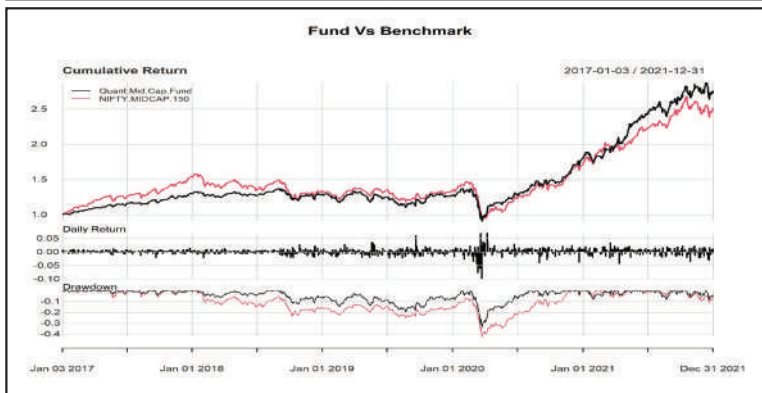
Expense Ratio as on Dec. 31, 2021 : 0.57%

AUM (₹) as on Jan. 31, 2022 : 270 Cr



Top 5 Holdings

Company	% of Assets
Linde India	9.37
Union Bank of India	6.16
ITC	5.97
The Indian Hotels Company	5.90
Tata Communications	5.89



Edelweiss Mid Cap Fund - Direct Plan

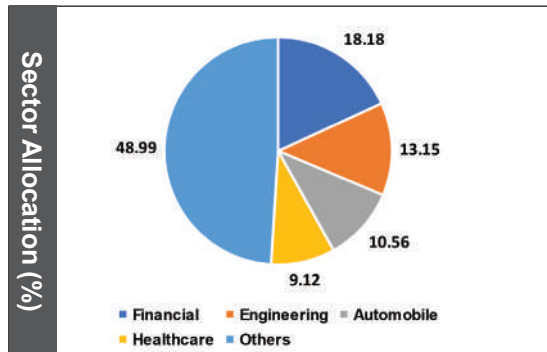
Category: Equity: Mid-Cap | Benchmark Index: NIFTY Midcap 150 TRI

Fund Manager: Trideep Bhattacharya & Sahil Shah

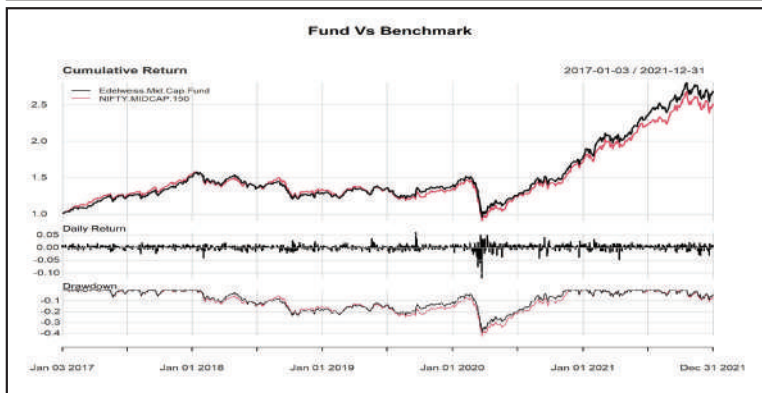
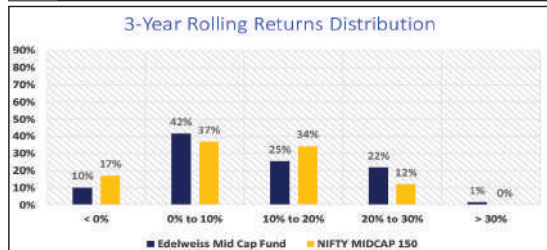
NAV (₹) as on Feb. 17, 2022 : 54.11

Expense Ratio as on Dec. 31, 2021 : 0.54%

AUM (₹) as on Jan. 31, 2022 : 1,863 Cr



Top 5 Holdings	
Company	% of Assets
Persistent Systems	3.96
The Federal Bank	3.77
Tata Power Company	3.58
Crompton Greaves Consumer Electricals	3.54
Bharat Forge	3.08



Axis Midcap Fund - Direct Plan

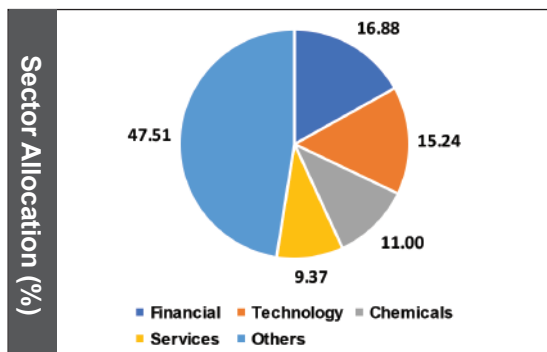
Category: Equity: Mid-Cap | Benchmark Index: S&P BSE 150 Midcap TRI

Fund Manager: Shreyash Devalkar

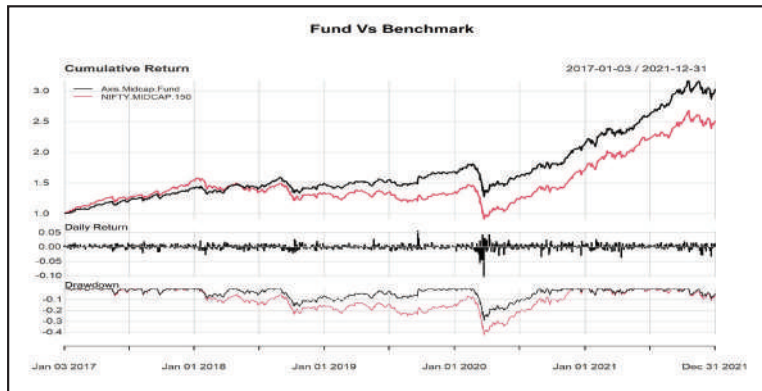
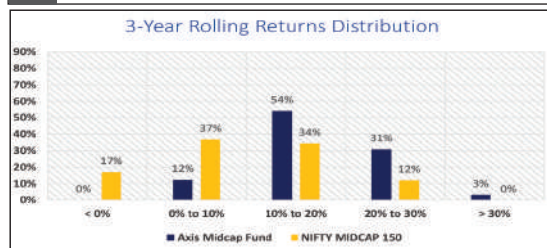
NAV (₹) as on Feb. 17, 2022 : 73.48

Expense Ratio as on Dec. 31, 2021 : 0.47%

AUM (₹) as on Jan. 31, 2022 : 16,754 Cr



Top 5 Holdings	
Company	% of Assets
Cholamandam Investment & Finance Company	4.45
ICICI Bank	4.25
Bajaj Finance	3.28
Coforge	3.23
Astral	3.20



Invesco India Mid Cap Fund - Direct Plan

Category: Equity: Mid-Cap | Benchmark Index: NIFTY Midcap 150 TRI

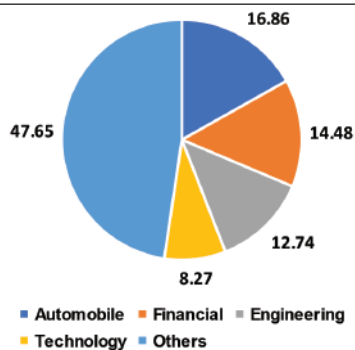
Fund Manager: Neelesh Dhamnaskar & Pranav Gokhale

NAV (₹) as on Feb. 17, 2022 : 97.21

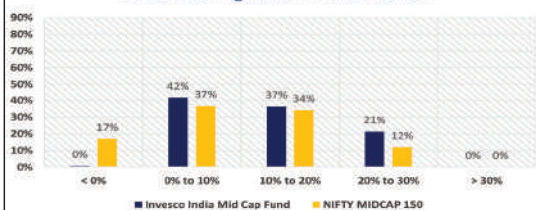
Expense Ratio as on Dec. 31, 2021 : 0.62%

AUM (₹) as on Jan. 31, 2022 : 2,208 Cr

Sector Allocation (%)



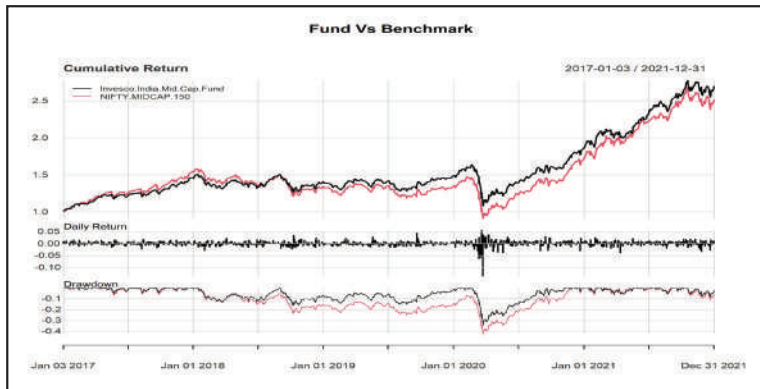
3-Year Rolling Returns Distribution



Top 5 Holdings

Company	% of Assets
Persistent Systems	4.00
Minda Industries	3.60
Sundaram Fasteners	3.39
Volta	3.37
Ashok Leyland	2.86

Fund Vs Benchmark



SBI Small Cap Fund - Direct Plan

Category: Equity: Small-Cap | Benchmark Index: S&P BSE 250 SmallCap TRI

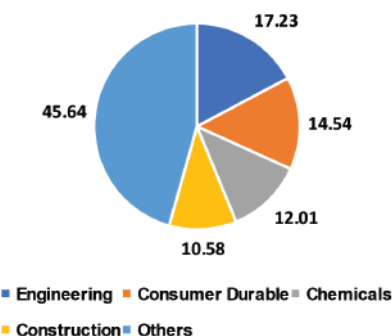
Fund Manager: R. Srinivasan

NAV (₹) as on Feb. 17, 2022 : 113.01

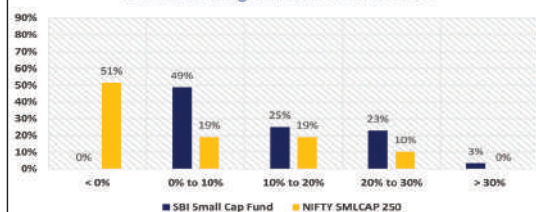
Expense Ratio as on Dec. 31, 2021 : 0.77%

AUM (₹) as on Jan. 31, 2022 : 11,288 Cr

Sector Allocation (%)



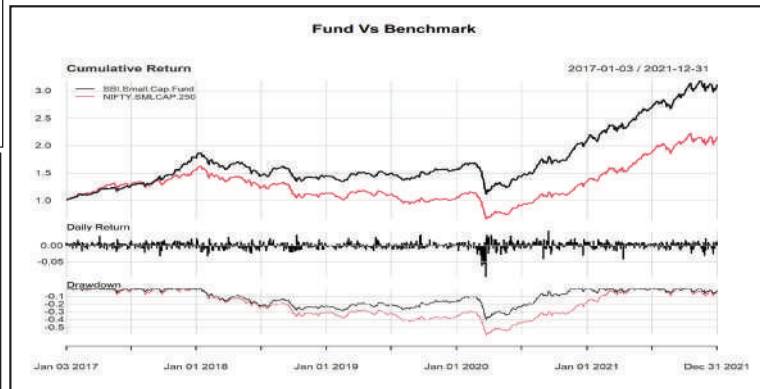
3-Year Rolling Returns Distribution



Top 5 Holdings

Company	% of Assets
Elgi Equipments	4.67
Sheela Foam	4.54
Carborundum Universal	3.20
Blue Star	3.06
JK Cement	2.93

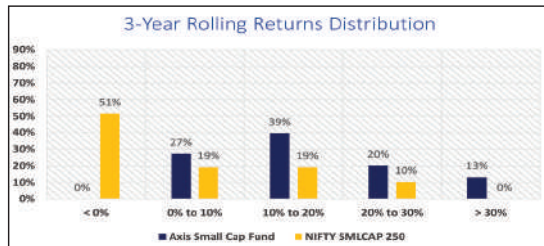
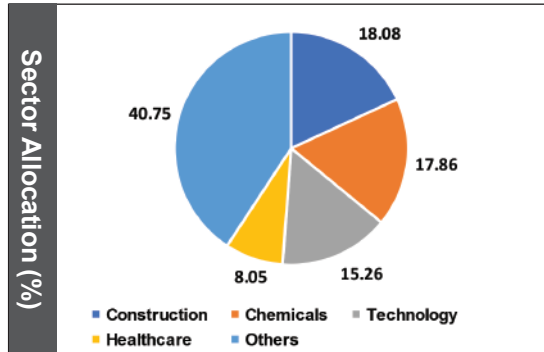
Fund Vs Benchmark



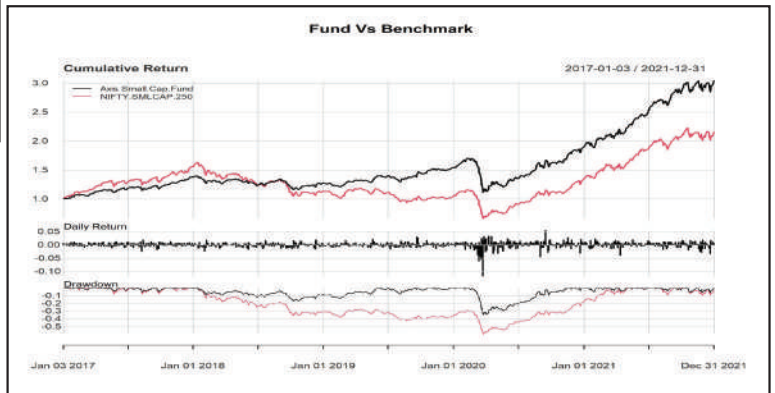
Axis Small Cap Fund - Direct Plan

Category: Equity: Small-Cap | Benchmark Index: NIFTY Smallcap 250 TRI
Fund Manager: Anupam Tiwari

NAV (₹) as on Feb. 17, 2022 : 66.56
Expense Ratio as on Dec. 31, 2021 : 0.36%
AUM (₹) as on Jan. 31, 2022 : 8,411 Cr



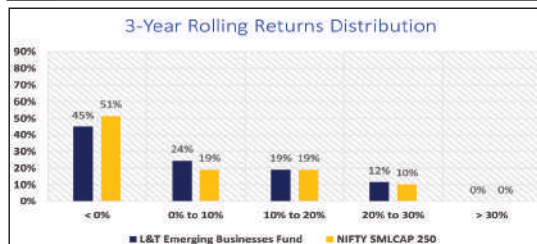
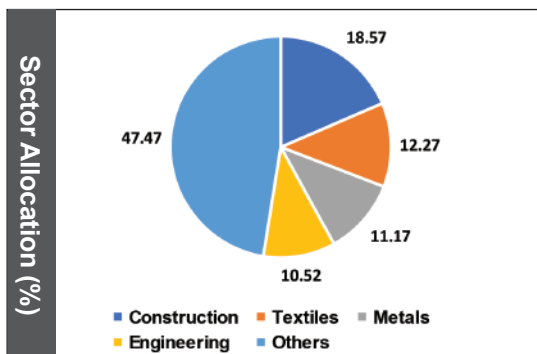
Top 5 Holdings	
Company	% of Assets
Galaxy Surfactants	5.09
Brigade Enterprises	4.33
Birlasoft	4.18
Tata Elxsi	4.13
Narayana Hrudayalaya	3.80



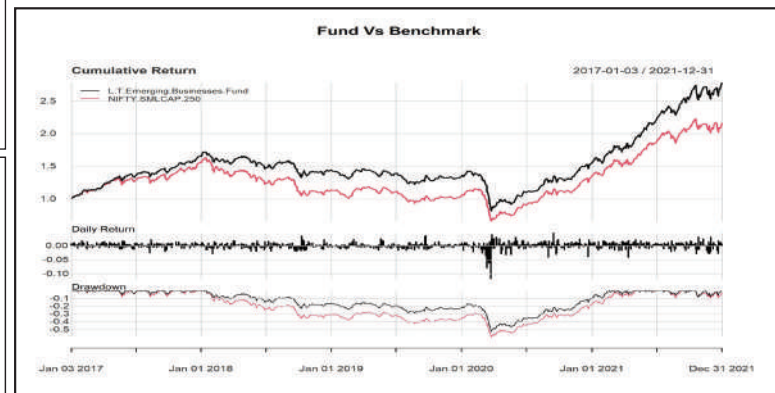
L&T Emerging Businesses Fund - Direct Plan

Category: Equity - Small Cap | Benchmark Index: S&P BSE 250 SmallCap TRI
Fund Manager: Venugopal Manghat & Vihang Naik

NAV (₹) as on Feb. 17, 2022 : 47.48
Expense Ratio as on Dec. 31, 2021 : 0.73%
AUM (₹) as on Jan. 31, 2022 : 8,167 Cr



Top 5 Holdings	
Company	% of Assets
KPR Mills	8.45
Grindwell Norton	4.01
Balrampur Chini Mills	3.62
Brigade Enterprises	2.64
KPIT Technologies	2.51



Nippon India Small Cap Fund - Direct Plan

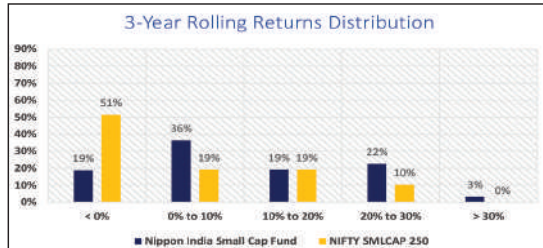
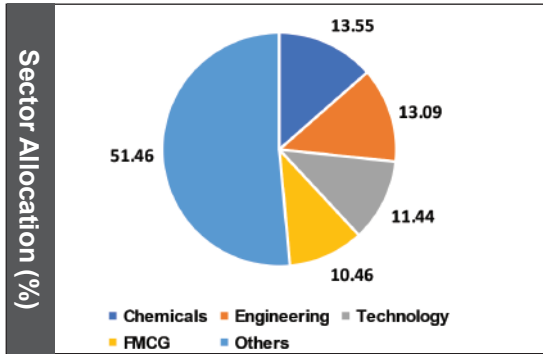
Category: Equity - Small Cap | Benchmark Index: NIFTY Smallcap 250 TRI

Fund Manager: Samir Rachh

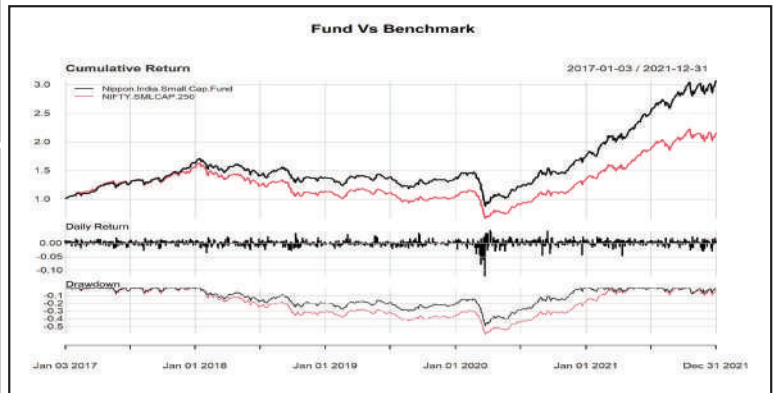
NAV (₹) as on Feb. 17, 2022 : 90.64

Expense Ratio as on Dec. 31, 2021 : 1.03%

AUM (₹) as on Jan. 31, 2022 : 18,933 Cr



Top 5 Holdings	
Company	% of Assets
KPIT Technologies	2.96
Tube Investments Of India	2.95
Deepak Nitrate	2.75
NIIT	2.28
Balrampur Chini Mills	2.17



Kotak Small Cap Fund - Direct Plan

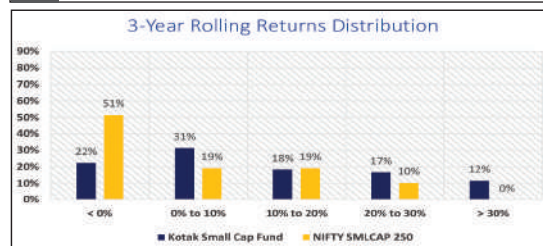
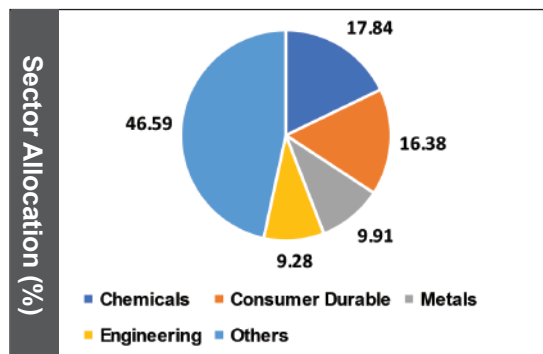
Category: Equity - Small Cap | Benchmark Index: NIFTY Smallcap 250 TRI

Fund Manager: Pankaj Tibrewal

NAV (₹) as on Feb. 17, 2022 : 180.21

Expense Ratio as on Dec. 31, 2021 : 0.49%

AUM (₹) as on Jan. 31, 2022 : 6,811 Cr



Top 5 Holdings	
Company	% of Assets
Century Plyboards (India)	5.46
Sheela Foam	4.60
Carborundum Universal	4.14
Galaxy Surfactants	3.40
Somany Ceramics	3.29

