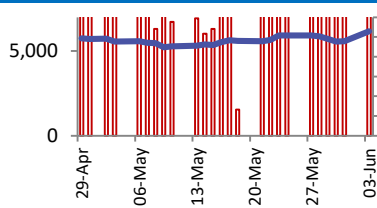
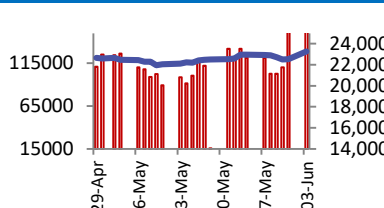


BSE



80,C	Open	76583
75,C	High	76739
65,C	Low	75678
55,C	Close	76469
	Change	2507
	Volume (Lacs)	13415
	Turnover (Rs.inCr)	13625

NSE



	Open	23338
	High	23339
	Low	23062
	Close	23264
	Change	733
	Volume(Lacs)	66714
	Turnover(Rs.in Cr)	172540

World Markets	Current	Previous	Pt. Chg	Var(%)
Dow	38571	38686	(115)	-0.3%
Dow Futures	38660	38656	4	0.0%
Nasdaq	16829	16735	94	0.6%
FTSE	8263	8275	(12)	-0.1%
Nikkei	38749	38923	(174)	-0.4%
Hang Seng	18500	18403	97	0.5%
Gift Nifty	23477	23467	10	0.0%
Straits Singapore	3340	3349	(9)	-0.3%
South Korea	2671	2683	(12)	-0.4%
Taiwan	21391	21537	(146)	-0.7%
Shanghai	3076	3078	(2)	-0.1%

Commodity Prices	Current	Previous	Pt. Chg	Var(%)
Copper (\$/MT)	10143	10040	103.0	1.0%
Alumin (\$/MT)	2662	2653	9.0	0.3%
Zinc (\$/MT)	2943	2970	(27.0)	-0.9%
Brent Crude (\$/bbl)	78.0	78.0	0.0	0.0%
Gold (\$/Ounce)	2345	2351	(6.0)	-0.3%
Silver (\$/Ounce)	31.0	31.0	0.0	0.0%
Light Crude (\$/bbl)	74.0	74.0	0.0	0.0%
N G (\$/mmbtu)	3.0	3.0	0.0	0.0%
Sugar (\$/MT)	552.0	542.0	10.0	1.8%
Rubber (Rs./kg)	193.5	192.0	1.5	0.8%
Baltic Dry Index	1808	1815	(7.0)	-0.4%

Currency Exchange Rate	Current	Previous	Var(%)
Rs./ \$ rate	83.15	83.47	-0.38%
Rs./ Euro	90.09	90.53	-0.49%
Rs./Chinese Yuan	11.48	11.48	0.00%
Yen / \$ rate	156.34	156.08	0.17%
\$ US/Euro	1.09	1.09	0.00%

Dollar Index	Current	Previous	Var(%)
Dollar Index	105.26	105.28	-0.02%

Support/ Resistance Levels for Today		
	Nifty	Bank Nifty Fut
Support 1	23140	50570
Support 2	23000	49900
Resistance	23370	51740

Securities in Ban For Trade
Zeel

Market Review

US: S&P 500 and the Nasdaq edged higher in a choppy session on Monday amid soft manufacturing sector data and as a glitch on the NYSE briefly caused trading halts in dozens of equities.

Asia: Asian stocks declined after concerns about the health of the US economy outweighed expectations for early Federal Reserve policy easing.

India: Markets started the week strongly, gaining over 3% primarily due to exit poll numbers indicating political stability. Following a sharp gap-up, the Nifty steadily climbed throughout the day, closing near the day's high at 23,263.90. All major sectors, except IT, contributed to the rise, with banking and metal sectors leading the gains. **Market is expected to open on a positive note and likely to witness volatile move during the day**

Global Economy: South Korea's consumer inflation slowed for a second straight month in May to a 10-month low, official data showed on Tuesday, coming in lower than market expectations. The consumer price index (CPI) in May stood 2.7% higher than a year earlier, slower than a rise of 2.9% in April and a gain of 2.8% tipped in a Reuters survey of economists. It was the slowest annual increase since July. By product, prices of agricultural products fell 2.5% over the month, but petroleum products rose 0.3% and personal service prices gained 0.4%.

Australian government spending rose in the March quarter to make a much needed contribution to economic growth, data showed on Tuesday, helping offset a steep drag from net exports. Spending on operational items rose 1.0% in the first quarter from the previous quarter to an inflation-adjusted A\$135.7 billion (\$90.61 billion), the Australian Bureau of Statistics (ABS) reported. Total investment in fixed assets by the government and public enterprises fell 0.9% to A\$33.1 billion. In all, the ABS estimated total public demand added 0.2 percentage points to March-quarter gross domestic product

Commodities: Gold prices edged higher as signs of cooling U.S. inflation lifted hopes for interest rate cuts from the Federal Reserve this year, while traders awaited a slew of U.S. economic data due this week.

Oil prices fell to a four-month low in Asian trade on Tuesday, extending losses after the OPEC+ signaled it will begin tapering off its production cuts this year, while weak economic data raised concerns about sluggish demand

Currency: The dollar stabilized after weakening against most of its Group-of-10 counterparts earlier. Asian currencies such as the Thai baht and Malaysian ringgit strengthened.

FII Derivative Transactions (Rs. Cr)

Contracts	Purchase		Sell		Net	Open Interest (OI)		OI (Previous day)		Change	
	Contract	Value	Contract	Value		Contract	Value	Contract	Value	Contract	Value
Index Future	232895	14942	111472	7136	7806	452978	29130	442935	28200	10043	930
Index Option	15427134	1134664	15621371	1140017	(5353)	7029082	451394	5751295	356156	1277787	95238
Stock Future	610957	49001	536114	43033	5968	3693115	281558	3643244	268858	49871	12700
Stock Option	648546	54766	659525	55530	(764)	312459	24959	214860	16390	97599	8569
Total	16919532	1253373	16928482	1245716	7657	11487634	787041	10052334	669604	1435300	117437

FII All Activity-BBG (Rs Cr)	Buy	Sell	Net
27-May-24	15033	14337	696
28-May-24	14771	12637	2135
29-May-24	15490	19801	(4311)
30-May-24	21864	22986	(1122)
31-May-24	96155	93977	2178
Month to date-May	299789	327227	(27437)
FII (Prov.) (Rs Cr)	Buy	Sell	Net
28-May-24	14739	14674	66
29-May-24	14162	20004	(5842)
30-May-24	18109	21159	(3050)
31-May-24	95468	93854	1613
3-Jun-24	23451	16601	6851
Month to date-May	404748	440112	(35364)
DII (Prov.) (Rs. Cr)	Buy	Sell	Net
28-May-24	13170	9938	3232
29-May-24	12954	7720	5234
30-May-24	13749	10316	3433
31-May-24	21441	19327	2114
3-Jun-24	22651	20737	1914
Month to date-May	314457	256810	57647
FII Debt - BBG (Rs. Cr)	Buy	Sell	Net
27-May-24	3861	889	2972
27-May-24	3861	889	2972
28-May-24	1399	1120	279
29-May-24	2508	1071	1437
30-May-24	2112	700	1411
Month to date-May	35773	26745	9029

Market Breadth	BSE		NSE	
	No.	%	No.	%
Advance	2346	57%	1661	61%
Decline	1615	39%	971	36%
Unchanged	154	4%	95	3%

Market Turnover	03-Jun	31-May	Var (%)
BSE Cash	13625	9727	40%
NSE Cash	172540	228738	-25%
NSE Futures	254342	189281	34%
NSE Options	18852539	5223514	261%
Total (Rs.Cr)	19293046	5651261	241%

Volatility Index	03-Jun	31-May
Volatility Index	20.94	24.60

Index PE - TTM	03-Jun	Yr. High	Yr. Low
Sensex	23.1	26.0	22.2
Nifty	22.1	28.8	20.3

Corporate News

Rail Vikas Nigam receives LoA for project of Rs 440 cr

Rail Vikas Nigam has received Letter of Acceptance from South Central Railway for Engineering, Procurement and Construction (EPC) tender for proposed "Doubling of Track between Ankai station & Karanjaon stations including Electrification and Signaling works in connection with Aurangabad-Ankai Doubling Project in Nanded Division of South Central Railway.(MC)

Moschip Tech hits the roof on bagging Rs 509-cr order

Moschip Technologies was locked in upper circuit of 10% at Rs 142.20 after the company secured a contract from the Centre for Development of Advanced Computing for Rs 509.37 crore. The contract involves the development of a high-performance computing SoC using 5nm technology, a pivotal step that is expected to open significant domestic and international market opportunities. This project aims to propel India to the forefront of semiconductor innovation, substantially enhancing the country's prowess in advanced high-performance computing and microelectronics. (BS)

Economy

Cargo traffic across major ports rises over 3% to 72.04 mn tonnes in May

Cargo traffic across 12 major ports in the country increased by 3.75 per cent year-on-year in May to 72.04 million tones (MT) from 69.43 MT handled in the corresponding month of 2023 with nine such ports showing positive growth. Visakhapatnam Port registered the maximum cargo growth in cargo handling at 22.05 per cent during the reporting month followed by Chennai Port with 9.10 per cent, Cochin Port with 7.78 per cent and Mumbai Port with 5.89 per cent, according to data released by the major ports' apex body, Indian Ports Association. The ports, which saw a decline in cargo handling during May this year include SMP, Kolkata Port with 15.70 drop followed by Kamarajar Port and Mormugao Port, which witnessed 3.58 per cent and 10.55 decline, as per the IPA.(ET)

International

US investigates Nissan vehicles after air bag deployments

U.S. auto safety regulators have opened an investigation into nearly 75,000 Nissan vehicles - the 2015 model year Rogue Select - over reports of unintended deployments of side airbags in some of them. The National Highway Traffic Safety Administration probe was launched in response to reports of inadvertent deployments after the vehicle door is shut or slammed. The agency said such deployments could cause vehicle occupants to be injured or result in the loss of air bag protection. (inv)

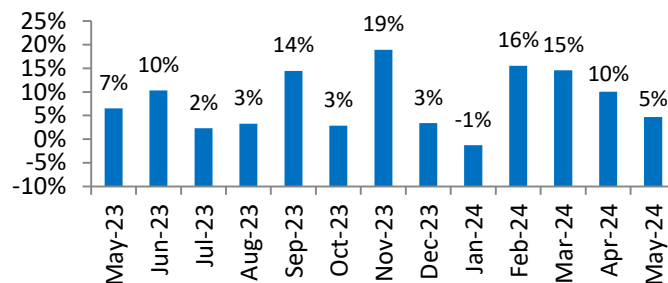
Top 5 Nifty Gainers	03-Jun	31-May	Var(%)
ADANI PORTS	1584	1437	10.2%
NTPC	392	359	9.1%
SBIN	906	830	9.1%
POWERGRID	338	310	8.9%
ONGC	284	264	7.5%
Top 5 Nifty Losers	03-Jun	31-May	Var(%)
EICHERMOT	4671	4733	-1.3%
LTIM	4649	4702	-1.1%
HCLTECH	1314	1324	-0.7%
ASIANPAINT	2866	2881	-0.5%
SUNPHARMA	1453	1460	-0.5%

BSE Index Watch	Last	1 day	1 wk	1 mth	1 yr
SENSEX	76469	3.4%	1.4%	3.5%	22.3%
MIDCAP	44368	3.5%	1.3%	4.6%	62.6%
SMLCAP	48232	2.0%	0.6%	2.2%	56.2%
AUTO	54411	2.6%	0.4%	6.0%	63.9%
BANKEX	58290	4.5%	3.6%	5.2%	17.1%
Capital Goods	73722	5.2%	4.9%	17.7%	96.6%
FMCG	19725	1.0%	-0.8%	0.6%	7.5%
Health Care	34929	0.1%	-1.5%	-1.8%	45.2%
IT	33306	0.3%	-4.0%	-1.8%	13.3%
METAL	33741	3.1%	1.2%	6.0%	71.1%
Oil & Gas	30765	7.4%	4.8%	5.6%	72.6%
Power	8285	7.6%	6.9%	13.2%	116.6%
Realty	8448	5.9%	4.3%	11.8%	114.9%

NSE USD Futures	03-Jun	31-May	Var (%)
June Expiry (Rs./\$)	83.10	85.20	-2.5%
July Expiry (Rs./\$)	83.50	83.10	0.5%
Total Turnover (Rs. Crore)	2750	5395	-49%

Sectors	TTM PE
Auto	32.55
Auto Ancillary	46.15
Banking	15.19
Engineering	40.2
Cement	71.24
Diamonds & Jewellery	57.62
Housing Finance	20.29
Infrastructure & Const	29.11
Metals-Aluminium	40.41
Metal - Steel	18.6
Oil Expl.	16.99
Pharma	9.75
Power – Gen. Supp.	39.01
Information Tech.	24.77
Sugar	18.05
Telecom Serv. Prov.	82.21
Tyres	26.84

Maruti Monthly Volume Growth (YoY) (Source: Company data)



10 year G-Sec Yield	Current	Previous	Change
US	4.41%	4.39%	2 bps
Japan	1.06%	1.07%	(1) bps
India	6.94%	6.98%	(4) bps
UK	4.22%	4.32%	(10) bps
Libor 3 Mths	5.60%	5.61%	(1) bps

Indian Eco Data	Current	Previous	Var(%)
Forex Reserve (US\$ in bn)	525	528	-0.7%
Inflation - WPI	1.26%	0.53%	73 bps
Inflation - CPI	4.83%	4.85%	(2) bps

India GDP	Q4FY24	Q3FY24	Var(%)
Growth	7.76%	8.57%	(81) bps

Monetary Policy	Current	Previous	Change
Repo Rate	6.50%	6.50%	0 bps
Reverse Repo Rate	3.35%	3.35%	0 bps
CRR	4.50%	4.50%	0 bps
O/S Banking System Liquidity (Rs bn)	449	449	0.4

IIP Growth %	Jan-24	Jan-23	Apr-Feb
IIP	4.9	1.9	6.1
Mining	5.9	9.0	8.5
Manufacturing	3.2	4.5	5.7
Electricity	5.6	12.7	7.0

ADR Price Movement

Company	Price (US\$)	Volume	Previous Day Price	Volume	Variance (%)	No. of Share Per ADR	ADR Price (Rs.)	BSE Price	Variance (%)
Infosys Tech	16.85	8585303	16.75	14253851	0.60%	1	1400.99	1405.90	-0.3%
Wipro	5.27	1432853	5.15	3279175	2.33%	1	438.17	444.10	-1.3%
Dr.Reddy's	69.45	288057	68.68	379195	1.12%	1	5774.42	5783.30	-0.2%
ICICI Bank	28.32	6929393	26.74	3814916	5.91%	2	1177.33	1160.00	1.5%
HDFC Bank	61.23	4376384	57.89	3676358	5.77%	3	1696.99	1572.20	7.9%

GDR's (US\$)

	Prices	Prev. Close	Change	Var %
L&T	46.30	43.60	2.7	6.2%
RIL	73.70	69.50	4.2	6.0%
SBI	110.20	100.60	9.6	9.5%

US Economy Data

	Current	Previous
Inflation (%) (YoY)	3.40%	3.50%
Unemployment (%)	3.90%	3.80%

Interest Rate (%)

	Current	Previous
Fed Rate	5.50%	5.50%

US GDP

	Q1CY24	Q4CY23	Q4CY22
Growth (QoQ Annualized)	1.30%	3.40%	2.60%

China Economy Data

	Current	Previous
GDP	5.30%	5.20%
Inflation – CPI (%)	0.30%	0.10%

Economic Calendar

	Date
Indian GDP Data	30 Aug
Indian Inflation Data CPI	12 Jun
Indian Inflation Data WPI	14 Jun
Indian Monetary Policy	07 Jun
India's Industrial Production (IIP)	12 Jun
US Inflation Data	12 Jun
US GDP	27 Jun
US Unemployment Data	07 Jun
US Fed Rate	12 Jun
China GDP	15 Jul
China Inflation Data	12 Jun

Event Update

Name	Date	Purpose
ITC Ltd.	04-06-2024	Rs.7.50 per share(750%)Final Dividend
Gujarat Toolroom Ltd.	05-06-2024	Right Issue of Equity Shares
Manappuram Finance Ltd.	05-06-2024	Rs.1.00 per share(50%)Interim Dividend
Sharda Motor Industries Ltd.	05-06-2024	Buy Back of Shares
Clara Industries Ltd.	06-06-2024	Rs.0.50 per share(5%)Interim Dividend
Remus Pharmaceuticals Ltd.	06-06-2024	Bonus
Vuenow Infratech Ltd.	06-06-2024	Rs.0.25 per share(2.5%)Interim Dividend
Home First Finance Company India Ltd.	07-06-2024	Rs.3.40 per share(170%)Final Dividend
ICICI Lombard General Insurance Company Ltd.	07-06-2024	Rs.6.00 per share(60%)Final Dividend
Indiamart InterMesh Ltd.	07-06-2024	Rs.20.00 per share(200%)Final Dividend
Richfield Financial Services Ltd.	07-06-2024	Rs.0.80 per share(8%)Interim Dividend
Service Care Ltd.	07-06-2024	Dividend.
The Indian Hotels Company Ltd.	07-06-2024	Rs.1.75 per share(175%)Final Dividend
UNO Minda Ltd.	07-06-2024	Rs.1.35 per share(67.5%)Final Dividend

Bulk Deal As On 03/06/24

BSE					
Security Code	Security Name	Client Name	Deal	Quantity	Price
540829	CHANDRIMA	ANILKUMAR	S	15908	15.22
540829	CHANDRIMA	KANTA DEVI SAMDARIA	B	29000	15.26
540829	CHANDRIMA	SHIJI THOMAS VARGHESE	S	16890	15.26
522231	CONART	ATULKUMARSINGH	S	19108	151.66
543765	EARTH	ANSARI NAMRA FIRDAUS AAMIR ANJUM	S	114000	44.13
504351	EMPOWER	KABEELON SALES CORP	S	8000000	2.38
532768	FIEMIND	SETU SECURITIES PVT. LTD.	S	169553	1172.31
532768	FIEMIND	SETU SECURITIES PVT. LTD.	B	1203	1287.06
544173	FTL	SAHASTRAA ADVISORS PRIVATE LIMITED	S	43000	65.43
544173	FTL	SETU SECURITIES PVT. LTD.	S	21000	65.11
544173	FTL	SETU SECURITIES PVT. LTD.	B	18000	64.74
543372	GETALONG	OSIYAA WEALTH PVT LTD	S	11000	192.86
543372	GETALONG	WESTPAC INVESTMENTS PVT LTD	B	11000	192.86
543520	GLHRL	RAJESH AGRAWAL	S	171000	32.36
513309	GOLKONDA	DEEPAK MAHAVEERCHAND JAIN (HUF)	S	51000	17.23
513309	GOLKONDA	TINA JAIN	B	52000	17.23
530469	GSLSEC	DORNI VINIMOY PRIVATE LIMITED	S	17748	14.95
530469	GSLSEC	MANISH GARG AND SONS (HUF)	B	29319	14.95
513337	GUJTIRM	HARMESH ARVINDBHAI SHAREDALAL	S	545795	17.38
513337	GUJTIRM	KUNDAN HARMESH SHAREDALAL	S	822719	17.52
513337	GUJTIRM	MANISHABEN AMITBHAI PATEL	S	597868	18.42
513337	GUJTIRM	VIJAY VINODCHANDRA SHAH	S	1038986	18.07
542592	HBEL	ROCHITANAGPAL	S	5000	598.5
540377	IFL	NISHANT SUBHASHCHANDRA GANDHI	B	1260000	1.83
539175	INDRAIND	JAINAM UDAY SHAH	S	90000	13.49
539175	INDRAIND	KAUSHAL HITESHBHAI PARIKH	B	200000	13.57
539175	INDRAIND	ZAMEERASKARI	S	40000	13.67
536709	INDRENEW	PROFIN COMMODITIES PRIVATE LIMITED	S	102300	16.38
530711	JAGANLAM	DEEPPINDER SINGH POONIAN	S	63800	82.23
514240	KUSHIND	DARSHIL HIMANSHUKUMAR KOTHARI	S	87500	14.04
526263	MOLDTECH	SESHUKUMARI ADVISHNU	S	200000	232.8
511535	NDASEC	HILUM COMMODITIES PRIVATE LIMITED	S	31000	53.99
543912	PIGL	SMK IMPEX SERVICES PRIVATE LIMITED	S	85000	74.55
544178	PIOTEX	SPREAD X SECURITIES PRIVATE LIMITED	B	50400	93.98
539669	RGF	GOURAVKUMAR	B	1127019	0.82
530251	RISAINTL	SHRADHA MANISH MEHTA	S	863440	0.66
531893	SAWABUSI	NIMIT JAYENDRA SHAH	S	10320617	1.5
531893	SAWABUSI	SAHASTRAA ADVISORS PRIVATE LIMITED	S	10037081	1.63
531893	SAWABUSI	SAHASTRAA ADVISORS PRIVATE LIMITED	B	10037081	1.63
531893	SAWABUSI	TOPGAIN FINANCE PRIVATE LIMITED	S	21000000	1.62
531893	SAWABUSI	TOPGAIN FINANCE PRIVATE LIMITED	B	21000000	1.63
519242	SRDAPRT	AJAY DATA	S	10000	88.8
519242	SRDAPRT	BABU LAL DATA	S	63400	88.8
519242	SRDAPRT	ISHVARLAL BABULAL SHAH	B	13500	88.8
519242	SRDAPRT	JAINAM UDAY SHAH	B	54000	88.8
519242	SRDAPRT	KANTA DEVI SAMDARIA	B	30000	88.8
519242	SRDAPRT	NIDHIE A DATA	S	15000	88.8
519242	SRDAPRT	RITIKA DATA	S	15000	88.8

514211	SUMEETINDS	CAPRI FINSERV ADVISORS LLP	B	538004	2.25
531039	SWADHATURE	HARDIK VINODBHAI GAJJAR	B	150000	11.55
531039	SWADHATURE	KANTA DEVI SAMDARIA	B	90000	11.55
531039	SWADHATURE	KEYUR SURESHBHAI SHAH	S	131750	11.55
531039	SWADHATURE	KINJALBEN SNEHALKUMAR SHAH	S	139000	11.55
531039	SWADHATURE	MANJULA VINOD KOTHARI	B	45000	11.55
531039	SWADHATURE	MINABEN HASMUKHLAL SHAH	S	137000	11.55
531039	SWADHATURE	MONA HARDIK GAJJAR	B	100000	11.55
531039	SWADHATURE	NIRALI VIJAYBHAI SHAH	B	40000	11.55
531039	SWADHATURE	PRANAV CHANDRESH PATEL HUF	S	138500	11.55
531039	SWADHATURE	PRATIK VIJAYKUMAR PARIKH	B	27354	11.55
531039	SWADHATURE	RUCHIRA GOYAL	B	30000	11.55
531039	SWADHATURE	SHAH FALGUNI JIGNESHKUMAR	S	138000	11.55
531039	SWADHATURE	SIDDHI YASH SHAH	B	294000	11.55
531039	SWADHATURE	TAPASYA KAMALKUMAR SHETH	S	133000	11.55
503816	SWADPOL	MULTIPLIER SHARE & STOCK ADVISORS PRIVATE LIMITED	B	200000	202.3
531499	SYBLY	F-365 AGRO PRIVATE LIMITED	B	90000	7
531499	SYBLY	GRID TRADING PRIVATE LIMITED	B	198864	7
531499	SYBLY	SUMAN MITTAL	S	400000	7
531499	SYBLY	VISAGAR FINANCIAL SERVICES LIMITED	B	119500	7.02
530475	TINNARUBR	BHUPINDER SEKHRI & SONS HUF	S	101925	1270.96
530475	TINNARUBR	BHUPINDER SEKHRI & SONS HUF	S	90000	1270
530475	TINNARUBR	PGA SECURITIES PVT LIMITED	B	90000	1270
530475	TINNARUBR	PGA SECURITIES PVT LIMITED	B	90000	1270
538610	UNISON	MULTIPLIER SHARE & STOCK ADVISORS PRIVATE LIMITED	S	255324	28.92
538610	UNISON	MULTIPLIER SHARE & STOCK ADVISORS PRIVATE LIMITED	B	255324	28.44
538610	UNISON	SATYA PRAKASH MITTAL HUF	S	20041	28.8
538610	UNISON	SATYA PRAKASH MITTAL HUF	B	127522	28.88
538610	UNISON	SUMANCHEPURI	S	100000	28.59
533427	VMS	AMAY SPINCOT PRIVATE LIMITED	S	486447	35.34
533427	VMS	AMRAPALI CAPITAL AND FINANCE SERVICES LIMITED	B	568000	35.14
533427	VMS	DHARMESSH SHAH	S	147638	35.86

NSE

Security Code	Security Name	Client Name	Deal	Quantity	Price
AGARWALFT	Agarwal Float Glass I Ltd	SUDHIR SHARMA	BUY	39000	61.39
ASHOKAMET	Ashoka Metcast Limited	SHAH MITA HARSHUL	SELL	350000	23.15
BAHETI	Baheti Recycling Ind Ltd	SHANKERLAL BANSILAL SHAH	BUY	60000	304.04
BAJAJELEC	Bajaj Electricals Limited	HDFC MUTUAL FUND	BUY	730000	930
BAJAJELEC	Bajaj Electricals Limited	NORGES BANK ON ACCOUNT OF THE GOVERNMENT PENSION FUND GLOBAL	SELL	735809	929.97
FIEMIND	Fiem Industries Limited	AANCHAL JAIN	SELL	500000	1170.3
FIEMIND	Fiem Industries Limited	RAHUL JAIN	SELL	500000	1170.61
KBCGLOBAL	KBC Global Limited	EPITOME TRADING AND INVESTMENTS	BUY	15506721	1.65
MGEL-RE	Mangalam Global Ent Ltd	RADHIKA HARIVADANBHAI SONI	SELL	153028	0.8
MGEL-RE	Mangalam Global Ent Ltd	SAMEER BALKISHAN MAHESHWARI	SELL	142857	0.64
OSIAHYPER	Osia Hyper Retail Ltd	RIYA AGGARWAL	SELL	603826	25.24
PERFECT	Perfect Infraengineer Ltd	PRADEEPTA KUMAR SETHY	SELL	132000	28.57
SHUBHLAXMI	Shubhlaxmi Jewel Art Ltd	SOHAM NARENDRASINH CHAUHAN	SELL	55000	42.65
SOLARA-RE	Solara Active Pha Sci Ltd	SPIRACCA VENTURES LLP	SELL	63000	28.02
SUMEETINDS	Sumeet Ind Limited	CAPRI FINSERV ADVISORS LLP	BUY	2334949	2.3
SUMEETINDS	Sumeet Ind Limited	MANSUKH SECURITIES & FINANCE LTD	SELL	2080000	2.3
TRU	TruCap Finance Limited	YUVRAJ HIRALAL MALHOTRA	BUY	710000	60.48
VERITAAS	Veritaas Advertising Ltd	VIJIT TRADING	BUY	18000	212.85
VERITAAS	Veritaas Advertising Ltd	YUGA STOCKS AND COMMODITIES PRIVATE LIMITED .	SELL	19200	212.85
VILAS	Vilas Transcore Limited	JAIN SANJAY POPATLAL	BUY	300000	215
VILAS	Vilas Transcore Limited	MANSI SHARE AND STOCK ADVISORS PVT LTD	BUY	135000	212.35
VILAS	Vilas Transcore Limited	VENKATA NAGARAJU PADALA	BUY	206000	214.73
WOMANCART	Womancart Limited	ABHISHEK AGARWAL	BUY	25600	166.22
WOMANCART	Womancart Limited	SANJAY VYAS	SELL	22400	164.32

Disclosure:

Research Reports that are published by Nirmal Bang Securities Private Limited (hereinafter referred to as "NBSPL") are for private circulation only. NBSPL is a registered Research Analyst under SEBI (Research Analyst) Regulations, 2014 having Registration no. INH000001766. NBSPL is also a registered Stock Broker with National Stock Exchange of India Limited, BSE Limited, Metropolitan Stock Exchange of India Limited, Multi Commodity Exchange of India Limited and , National Commodity and Derivative Exchange Limited in Capital Market , Equity and Commodities derivatives segments and Currency Derivatives Segment .

NBSPL has other business divisions with independent research teams separated by Chinese walls, and therefore may, at times, have different or contrary views on stocks and markets.

NBSPL or its associates have not been debarred / suspended by SEBI or any other regulatory authority for accessing / dealing in securities Market since last 20 years. NBSPL, its associates or analyst or his relatives do not hold any financial interest (Except Investment) in the subject company. NBSPL or its associates or Analyst do not have any conflict or material conflict of interest at the time of publication of the research report with the subject company. NBSPL or its associates or Analyst or his relatives may or may not hold beneficial ownership of 1% or more in the subject company at the end of the month immediately preceding the date of publication of this research report.

NBSPL or its associates / analyst has not received any compensation / managed or co-managed public offering of securities of the company covered by Analyst during the past twelve months. NBSPL or its associates have not received any compensation or other benefits from the company covered by Analyst or third party in connection with the research report. Analyst has not served as an officer, director or employee of Subject Company. NBSPL / analyst has not been engaged in market making activity of the subject company.

Analyst Certification: The research analysts and authors of these reports, hereby certify that the views expressed in this research report accurately reflects my/our personal views about the subject securities, issuers, products, sectors or industries. It is also certified that no part of the compensation of the analyst(s) was, is, or will be directly or indirectly related to the inclusion of specific recommendations or views in this research. The analyst(s) principally responsible for the preparation of this research report and has taken reasonable care to achieve and maintain independence and objectivity in making any recommendations.

Disclaimer:

The Research Report is for the personal information of the authorized recipient and does not construe to be any investment, legal or taxation advice. NBSPL is not soliciting any action based upon it. Nothing in the research report shall be construed as a solicitation to buy or sell any security or product, or to engage in or refrain from engaging in any such transaction. In preparing the research report, we did not take into account the investment objectives, financial situation and particular needs of the reader.

The research report has been prepared for the general use of the clients of NBSPL and must not be copied, either in whole or in part, or distributed or redistributed to any other person in any form. If you are not the intended recipient you must not use or disclose the information in the research report in any way. Though disseminated to all the customers simultaneously, not all customers may receive the research report at the same time. NBSPL will not treat recipients as customers by virtue of their receiving the research report. The research report is not directed or intended for distribution to or use by any person or entity resident in a state, country or any jurisdiction, where such distribution, publication, availability or use would be contrary to law, regulation or which would subject NBSPL & its group companies to registration or licensing requirements within such jurisdictions.

The report is based on the information obtained from sources believed to be reliable, but we do not make any representation or warranty that it is accurate, complete or up-to-date and it should not be relied upon as such. We accept no obligation to correct or update the information or opinions in it. NBSPL or any of its affiliates or employees shall not be in any way responsible for any loss or damage that may arise to any person from any inadvertent error in the information contained in the research report. NBSPL or any of its affiliates or employees do not provide, at any time, any express or implied warranty of any kind, regarding any matter pertaining to this report, including without limitation the implied warranties of merchantability, fitness for a particular purpose, and non-infringement. The recipients of the research report should rely on their own investigations.

This information is subject to change without any prior notice. NBSPL reserves its absolute discretion and right to make or refrain from making modifications and alterations to this statement from time to time. Nevertheless, NBSPL is committed to providing independent and transparent recommendations to its clients, and would be happy to provide information in response to specific client queries.

Before making an investment decision on the basis of research report, the reader needs to consider, with or without the assistance of an adviser, whether the advice is appropriate in light of their particular investment needs, objectives and financial circumstances. There are risks involved in securities trading. The price of securities can and does fluctuate, and an individual security may even become valueless. International investors are reminded of the additional risks inherent in international investments, such as currency fluctuations and international stock market or economic conditions, which may adversely affect the value of the investment. Opinions expressed are subject to change without any notice. Neither the company nor the director or the employees of NBSPL accept any liability whatsoever for any direct, indirect, consequential or other loss arising from any use of the research report and/or further communication in relation to the research report. Here it may be noted that neither NBSPL, nor its directors, employees, agents or representatives shall be liable for any damages whether direct or indirect, incidental, special or consequential including lost revenue or lost profit that may arise from or in connection with the use of the information contained in the research report.

Copyright of this document vests exclusively with NBSPL.

Our reports are also available on our website

Registration granted by SEBI and certification from NISM in no way guarantee performance of NBSPL or provide any assurance of returns to investors.

Nirmal Bang Research (Division of Nirmal Bang Securities Pvt. Ltd.)

B-2, 301/302, Marathon Innova,
Opp. Peninsula Corporate Park
Off. Ganpatrao Kadam Marg
Lower Parel(W), Mumbai-400013
Board No. : 91 22 6723 8000/8001
Fax. : 022 6723 8010