

14-Dec-18

Date	Nifty Spot	Nifty Future	Pre / Dis	Nifty Future Curr. expiry OI	Nifty Future Total OI	PCR (OI)	VIX	Most Active Call	Most Active Put	P/E	Nifty P/B
13-Dec	10792	10,825	33.40	2,15,58,225	2,29,26,900	1.27	15.55	10700	10800	26.11	3.41
12-Dec	10738	10,784	46.05	2,15,23,050	2,26,93,950	1.22	15.81	11000	10600	25.98	3.40
Chg	0.50%	0.38%		0.16%	1.03%		-1.64%				

Nifty Options Data is for the expiry 27-Dec-18

CNX NIFTY



MARKET OVERVIEW

India Volatility Index (VIX), a gauge for market's short term expectation of volatility decreased by 1.64% and reached 15.55.

Nifty December 2018 futures closed at 10824.95 on Thursday, at a premium of 33.40 points over spot closing of 10791.55.

Nifty January 2019 futures ended at 10870.80, at a premium of 79.25 points over spot closing.

Nifty December futures saw an addition of 0.04 million (mn) units, taking the total outstanding open interest (OI) to 21.56 mn units.

The Nifty Put Call Ratio (PCR) finally stood at 1.27 for December month contract.

The top five scrips with highest PCR on OI were Berger Paints India (2.18), Hero Motocorp (1.80), V-Guard Industries (1.79), Godrej Consumer Products (1.47) and Adani Power (1.48).

From the most active contracts, Yes Bank December 2018 futures traded at a premium of 0.25 points at 175.05 compared with spot closing of 174.80. The numbers of contracts traded were 64,378.

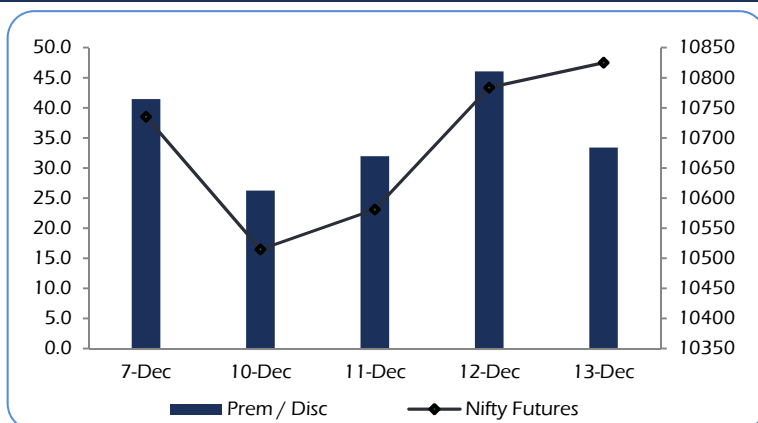
Indiabulls Housing Finance December 2018 futures traded at a premium of 3.30 points at 777.30 compared with spot closing of 774.00. The numbers of contracts traded were 39,758.

Reliance Industries December 2018 futures traded at a premium of 6.40 points at 1112.15 compared with spot closing of 1105.75. The numbers of contracts traded were 31,165.

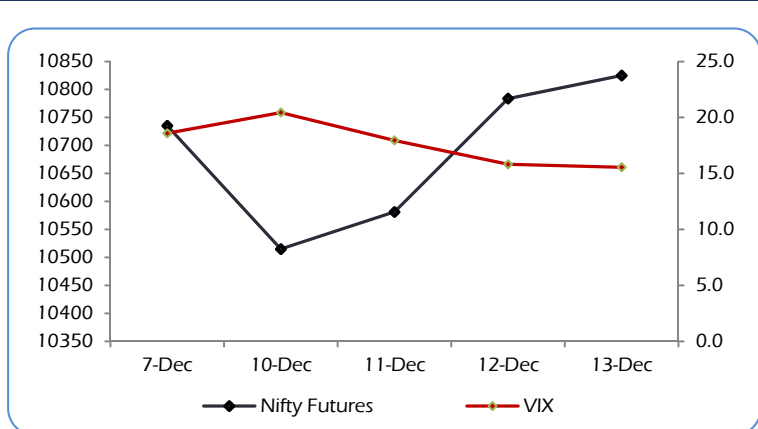
Sun Pharmaceutical Industries December 2018 futures traded at a premium of 1.00 points at 423.00 compared with spot closing of 422.00. The numbers of contracts traded were 22,028.

State Bank of India December 2018 futures traded at a premium of 0.45 points at 289.30 compared with spot closing of 288.85. The numbers of contracts traded were 19,564.

NIFTY PREMIUM / DISCOUNT



CNX NIFTY vs INDIA VIX



Nifty Call Options

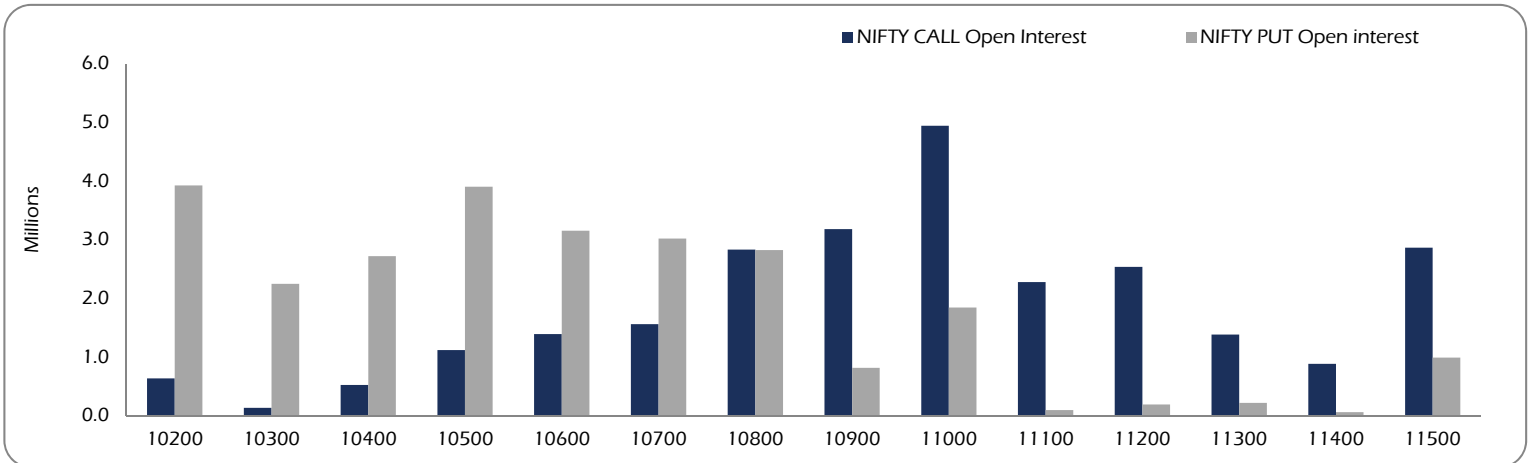
Strike	Nifty Call OI	Chg in OI	Curr. IV	Prev. IV	LTP	Net Chg
10500	11,17,200	-134625	13.0	15.5	352	29.0
10600	13,90,500	-414300	12.7	14.9	268	25.4
10700	15,60,450	-833400	12.8	14.5	192	20.6
10800	28,29,750	-135825	12.2	14.1	127	12.9
10900	31,78,725	673800	12.0	13.7	77	6.6
11000	49,42,350	589050	12.2	13.7	44	3.2
11100	22,76,700	243000	12.2	13.9	22.8	-0.1
11200	25,34,925	134925	12.2	14.1	11.1	-1.6
11300	13,82,850	193650	12.6	14.2	5.5	-1.5
11400	8,83,125	102375	13.2	14.8	3.0	-0.9

Nifty Put Options

Strike	Nifty Put OI	Chg in OI	Curr. IV	Prev. IV	LTP	Net Chg
10500	39,03,375	-15375	17.0	16.7	33.5	-9.2
10400	31,53,225	325650	18.2	17.8	48.2	-13.3
10500	30,18,600	503625	17.0	16.7	70.4	-18.1
10600	28,21,275	1304850	15.9	15.8	103.2	-23.7
10700	8,14,275	392775	15.0	15.0	149	-32.7
10800	18,43,650	-294525	14.1	14.2	215	-35.4
10900	95,250	11325	13.6	13.7	288	-38.4
11000	1,90,200	2175	13.9	13.1	378	-41.4
11100	2,16,600	1875	13.6	13.6	477	-35.0
11200	59,550	-600	11.2	13.6	569	-39.1

Nifty Options Data is for the expiry 27-Dec-18

OPEN INTEREST – NIFTY CALL & NIFTY PUT

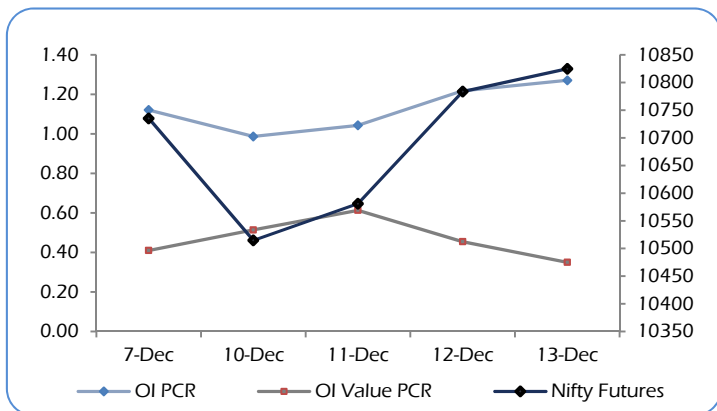


Among Nifty calls, 10700 SP from the December month expiry was the most active call with a contraction of 0.83 million open interests.

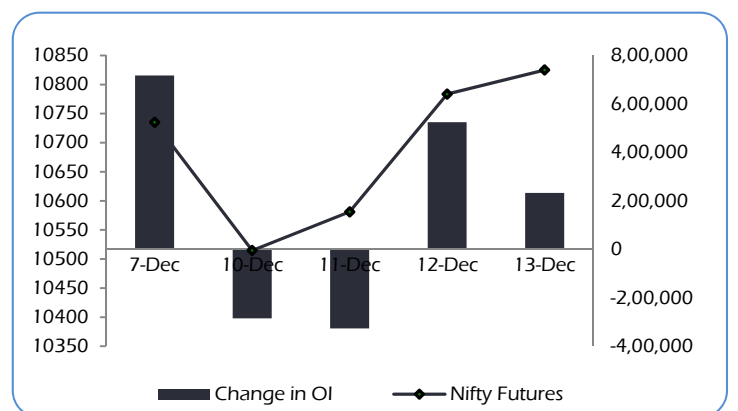
Among Nifty puts, 10,800 SP from the December month expiry was the most active put with an addition of 1.30 million open interests.

The maximum OI outstanding for Calls was at 11,000 SP (4.94mn) and that for Puts was at 10,000 SP (5.18mn).

OI PCR, OI Value PCR vs NIFTY FUTURES



Change in OPEN INTEREST (Total) vs NIFTY FUTURES



NIFTY OPTIONS

Nifty Bullish Call Spread

Action	Strike	Premium	Max Profit	Max Loss
Buy	10800	126.7	50.15	49.85
Sell	10900	76.8		
Buy	10900	76.8	67.50	32.50
Sell	11000	44.3		
Buy	10800	126.7	117.65	82.35
Sell	11000	44.3		

Nifty Bearish Put Spread

Action	Strike	Premium	Max Profit	Max Loss
Buy	10900	149	54.65	45.35
Sell	10800	103		
Buy	10800	103	67.20	32.80
Sell	10700	70		
Buy	10900	149	121.85	78.15
Sell	10700	70		

Note: Above spread are provided for information purposes.

STOCK OPTIONS

Most Active Calls

Scrip	Strike Price	Price	Spot	Turnover (Rs Crs.)	Expiry
YESBANK	200	3.80	175	419	27-Dec-18
RELIANCE	1140	13.95	1107	520	27-Dec-18
YESBANK	190	6.20	175	296	27-Dec-18
RELIANCE	1120	21.00	1107	453	27-Dec-18
RELIANCE	1160	8.75	1107	419	27-Dec-18

Most Active Puts

Scrip	Strike Price	Price	Spot	Turnover (Rs Crs.)	Expiry
YESBANK	170	9.50	175	206	27-Dec-18
RELIANCE	1100	20.15	1107	353	27-Dec-18
RELIANCE	1080	13.20	1107	333	27-Dec-18
YESBANK	180	14.25	175	202	27-Dec-18
YESBANK	160	5.85	175	149	27-Dec-18

STOCK FUTURES

LONG BUILDUP (Price rise OI rise)

Stock	CMP	Price Chg	OI Chg	(NSE+BSE) %Delivery	Recovery
PCJEWELLER	79	18.0%	16.1%	10%	17%
UJJIVAN	246	8.1%	1.8%	9%	6%
KSCL	593	6.7%	9.5%	17%	7%
RAYMOND	864	6.2%	0.4%	8%	4%
BEML	786	5.4%	6.2%	10%	5%

SHORT BUILDUP (Price fall OI rise)

Stock	CMP	Price chg	OI chg	(NSE+BSE) %Delivery	Fall from High
JETAIRWAYS	252	-2.5%	6.8%	10%	5%
MINDTREE	859	-2.5%	5.5%	27%	4%
SUNPHARMA	422	-2.2%	0.2%	19%	2%
SAIL	51	-1.9%	2.4%	23%	4%
TV18BRDCST	35	-1.8%	0.5%	39%	3%

SHORT UNWINDING (Price rise OI fall)

Stock	CMP	Price Chg	OI Chg	(NSE+BSE) %Delivery	Recovery
IBULHSGFIN	776	5.6%	-0.4%	7%	3%
BEL	84	5.2%	-2.1%	38%	5%
INDIANB	239	5.1%	-5.1%	19%	5%
CANFINHOME	267	4.7%	-2.8%	10%	5%
REPCOHOME	346	4.5%	-0.9%	25%	3%

LONG UNWINDING (Price fall OI fall)

Stock	CMP	Price chg	OI chg	(NSE+BSE) %Delivery	Fall from High
JPASSOCIAT	7	-2.1%	-1.1%	32%	4%
UPL	773	-2.1%	-0.7%	23%	2%
EXIDEIND	256	-2.0%	-1.0%	39%	3%
EICHERMOT	23305	-1.8%	-1.0%	31%	4%
ADANIPOWER	52	-1.6%	-0.9%	16%	4%

Long positions were witnessed in stocks like PCJEWELLER & UJJIVAN

Short positions were witnessed in stocks like JETAIRWAYS & MINDTREE

FII's ACTIVITY IN DERIVATIVES

13-Dec-18	Buy	Sell	Net	OI	%	OI	%
Rs. Crs				Value	Chg	Contracts	Chg
INDEX FUTURES	4,501	2,105	2396	26,967	2.0%	3,49,304	0.6%
INDEX OPTIONS	1,55,314	1,52,041	3274	62,091	0.2%	8,34,227	-2.6%
TOTAL INDEX	1,59,815	1,54,146	5,669				
STOCK FUTURES	11,364	11,459	-96	85,837	0.4%	14,81,968	0.0%
STOCK OPTIONS	8,154	7,895	259	8,159	4.7%	1,46,979	4.3%
TOTAL STOCKS	19,518	19,354	164				

NSE DERIVATIVES TURNOVER

Rs. Crs	13-Dec	12-Dec	%	FII's
			Chg	Contribution
INDEX FUTURES	20,066	21,341	-6%	33%
INDEX OPTIONS	17,08,665	8,41,992	103%	18%
TOTAL INDEX	17,28,731	8,63,332	100%	
STOCK FUTURES	48,653	50,233	-3%	47%
STOCK OPTIONS	46,400	42,898	8%	35%
TOTAL STOCKS	95,053	93,131	2%	

FII's contribution to the total Derivatives turnover
19%
27%
DISCLAIMERS AND DISCLOSURES

LKP Sec. Ltd. (CIN-L67120MH1994PLC080039, www.lkpsec.com) and its affiliates are a full-fledged, brokerage and financing group. LKP was established in 1992 and is one of India's leading brokerage and distribution house. LKP is a corporate trading member of Bombay Stock Exchange Limited (BSE), National Stock Exchange of India Limited (NSE), MCX Stock Exchange Limited (MCX-SX). LKP along with its subsidiaries offers the most comprehensive avenues for investments and is engaged in the businesses including stock broking (Institutional and retail), merchant banking, commodity broking, depository participant, insurance broking and services rendered in connection with distribution of primary market issues and financial products like mutual funds etc.

LKP hereby declares that it has not defaulted with any stock exchange nor its activities were suspended by any stock exchange with whom it is registered in last five years. However, SEBI and Stock Exchanges have conducted the routine inspection and based on their observations have issued advice letters or levied minor penalty on LKP for certain operational deviations in ordinary/routine course of business. LKP has not been debarred from doing business by any Stock Exchange / SEBI or any other authorities; nor has its certificate of registration been cancelled by SEBI at any point of time.

LKP offers research services to clients. The analyst for this report certifies that all of the views expressed in this report accurately reflect his or her personal views about the subject company or companies and its or their securities, and no part of his or her compensation was, is or will be, directly or indirectly related to specific recommendations or views expressed in this report.

Other disclosures by LKP and its Research Analyst under SEBI (Research Analyst) Regulations, 2014 with reference to the subject company(s) covered in this report:-

Research Analyst or his/her relative's financial interest in the subject company: (NO)

LKP or its associates may have financial interest in the subject company.

LKP or its associates and Research Analyst or his/her relative's does not have any material conflict of interest in the subject company. The research Analyst or research entity (LKP) has not been engaged in market making activity for the subject company.

LKP or its associates may have actual/beneficial ownership of 1% or more securities of the subject company at the end of the month immediately preceding the date of publication of Research Report.

Research Analyst or his/her relatives have actual/beneficial ownership of 1% or more securities of the subject company at the end of the month immediately preceding the date of publication of Research Report: (NO)

LKP or its associates may have received any compensation including for investment banking or merchant banking or brokerage services from the subject company in the past 12 months.

LKP or its associates may have received compensation for products or services other than investment banking or merchant banking or brokerage services from the subject company in the past 12 months.

LKP or its associates may have received any compensation or other benefits from the Subject Company or third party in connection with the research report.

Subject Company may have been client of LKP or its associates during twelve months preceding the date of distribution of the research report and LKP may have co-managed public offering of securities for the subject company in the past twelve months.

Research Analyst has served as officer, director or employee of the subject company: (NO)

LKP and/or its affiliates may seek investment banking or other business from the company or companies that are the subject of this material. Our salespeople, traders, and other professionals may provide oral or written market commentary or trading strategies to our clients that reflect opinions that are contrary to the opinions expressed herein, and our proprietary trading and investing businesses may make investment decisions that may be inconsistent with the recommendations expressed herein.

In reviewing these materials, you should be aware that any or all of the foregoing, among other things, may give rise to real or potential conflicts of interest including but not limited to those stated herein. Additionally, other important information regarding our relationships with the company or companies that are the subject of this material is provided herein. This report is not directed to, or intended for distribution to or use by, any person or entity who is a citizen or resident of or located in any locality, state, country or other jurisdiction where such distribution, publication, availability or use would be contrary to law or regulation or which would subject LKP or its group companies to any registration or licensing requirement within such jurisdiction. Specifically, this document does not constitute an offer to or solicitation to any U.S. person for the purchase or sale of any financial instrument or as an official confirmation of any transaction to any U.S. person.

Unless otherwise stated, this message should not be construed as official confirmation of any transaction. No part of this document may be distributed in Canada or used by private customers in United Kingdom.

All trademarks, service marks and logos used in this report are trademarks or registered trademarks of LKP or its Group Companies. The information contained herein is not intended for publication or distribution or circulation in any manner whatsoever and any unauthorized reading, dissemination, distribution or copying of this communication is prohibited unless otherwise expressly authorized. Please ensure that you have read "Risk Disclosure Document for Capital Market and Derivatives Segments" as prescribed by Securities and Exchange Board of India before investing in Indian Securities Market. In so far as this report includes current or historic information, it is believed to be reliable, although its accuracy and completeness cannot be guaranteed.

All material presented in this report, unless specifically indicated otherwise, is under copyright to LKP. None of the material, nor its content, nor any copy of it, may be altered in any way, transmitted to, copied or distributed to any other party, without the prior express written permission of LKP