

17-Dec-18

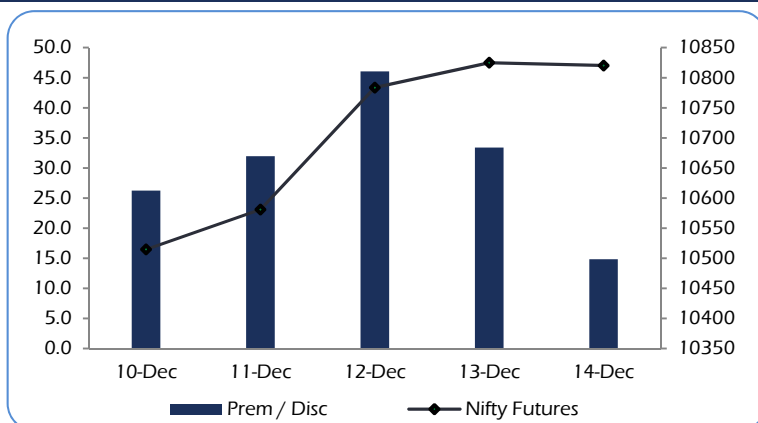
Date	Nifty Spot	Nifty Future	Pre / Dis	Nifty Future Curr. expiry OI	Nifty Future Total OI	PCR (OI)	VIX	Most Active Call	Most Active Put	P/E	Nifty P/B
14-Dec	10805	10,820	14.85	2,10,25,875	2,25,85,125	1.30	15.16	11100	10800	26.14	3.42
13-Dec	10792	10,825	33.40	2,15,58,225	2,29,26,900	1.27	15.55	10700	10800	26.11	3.41
<b>Chg</b>	<b>0.13%</b>	<b>-0.04%</b>		<b>-2.47%</b>	<b>-1.49%</b>		<b>-2.51%</b>				

Nifty Options Data is for the expiry 27-Dec-18

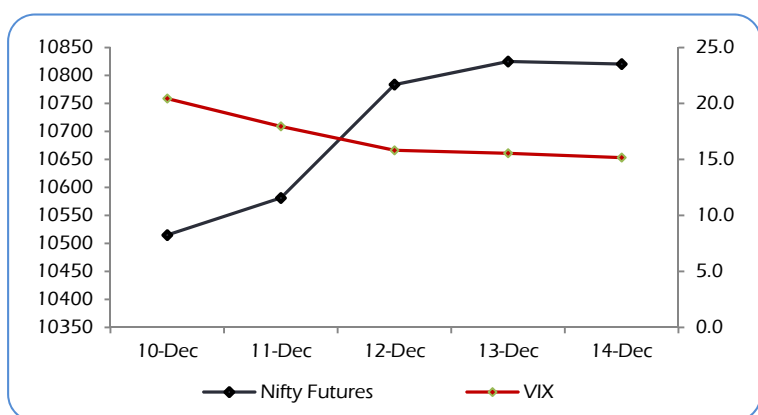
## CNX NIFTY



## NIFTY PREMIUM / DISCOUNT



## CNX NIFTY vs INDIA VIX



## MARKET OVERVIEW

India Volatility Index (VIX), a gauge for market's short term expectation of volatility decreased by 2.52% and reached 15.15.

Nifty December 2018 futures closed at 10820.30 on Friday, at a premium of 14.85 points over spot closing of 10805.45.

Nifty January 2019 futures ended at 10869.75, at a premium of 64.30 points over spot closing.

Nifty December futures saw a contraction of 0.53 million (mn) units, taking the total outstanding open interest (OI) to 21.03 mn units.

The Nifty Put Call Ratio (PCR) finally stood at 1.30 for December month contract.

The top five scrips with highest PCR on OI were V-Guard Industries (1.78), Hero Motocorp (1.54), Adani Power (1.45), Castrol India (1.38) and Mangalore Refinery & Petrochemicals (1.32).

From the most active contracts, Yes Bank December 2018 futures traded at a premium of 1.35 points at 181.05 compared with spot closing of 179.70. The numbers of contracts traded were 48,530.

Reliance Industries December 2018 futures traded at a premium of 4.30 points at 1114.30 compared with spot closing of 1110.00. The numbers of contracts traded were 25,184.

PC Jeweller December 2018 futures traded flat 82.65 compared with spot closing of 82.65. The numbers of contracts traded were 22,727.

Reliance Infrastructure December 2018 futures traded at a premium of 2.20 points at 293.10 compared with spot closing of 290.90. The numbers of contracts traded were 20,344.

Motherson Sumi Systems December 2018 futures traded at a discount of 0.65 points at 165.95 compared with spot closing of 166.60. The numbers of contracts traded were 18,343.

**Nifty Call Options**

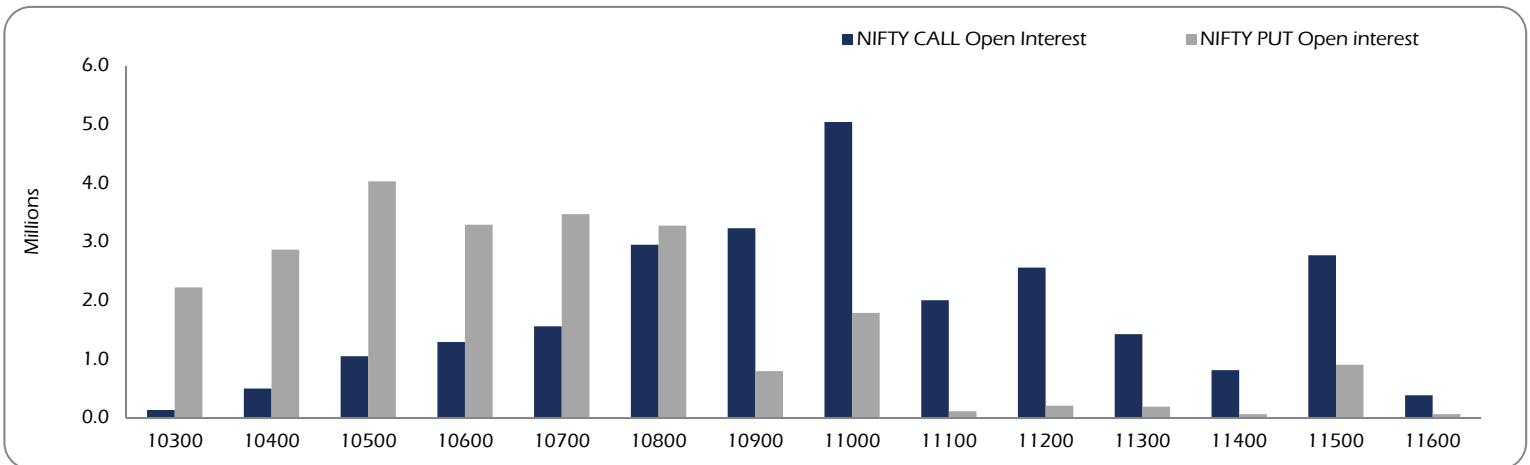
Strike	Nifty Call OI	Chg in OI	Curr. IV	Prev. IV	LTP	Net Chg
10600	12,90,075	-100425	11.4	12.7	259	-9.4
10700	15,56,175	-4275	11.8	12.8	183	-8.7
10800	29,47,650	117900	11.7	12.2	118	-9.2
10900	32,30,025	51300	11.7	12.0	70	-7.1
11000	50,40,750	98400	11.8	12.2	38	-6.1
11100	20,02,050	-274650	11.4	12.2	18	-4.8
11200	25,58,100	23175	11.8	12.2	8.4	-2.8
11300	14,22,225	39375	11.9	12.6	3.8	-1.8
11400	8,09,475	-73650	12.9	13.2	2.2	-0.8
11500	27,67,875	-94425	14.3	14.4	1.9	-0.3

**Nifty Put Options**

Strike	Nifty Put OI	Chg in OI	Curr. IV	Prev. IV	LTP	Net Chg
10600	32,88,450	135225	16.3	15.9	45.4	-2.8
10500	34,69,050	450450	17.3	17.0	68.5	-2.0
10600	32,73,300	452025	16.3	15.9	101.3	-1.9
10700	7,94,325	-19950	15.6	15.0	149.8	1.3
10800	17,86,425	-57225	14.8	14.1	218	3.0
10900	1,07,100	11850	14.3	13.6	294	5.3
11000	2,03,100	12900	14.6	13.9	381	2.9
11100	1,88,700	-27900	14.7	13.6	473	-3.5
11200	59,625	75	15.1	11.2	590	20.8
11300	9,01,875	-87150	18.7	15.0	675	15.0

Nifty Options Data is for the expiry 27-Dec-18

**OPEN INTEREST – NIFTY CALL & NIFTY PUT**

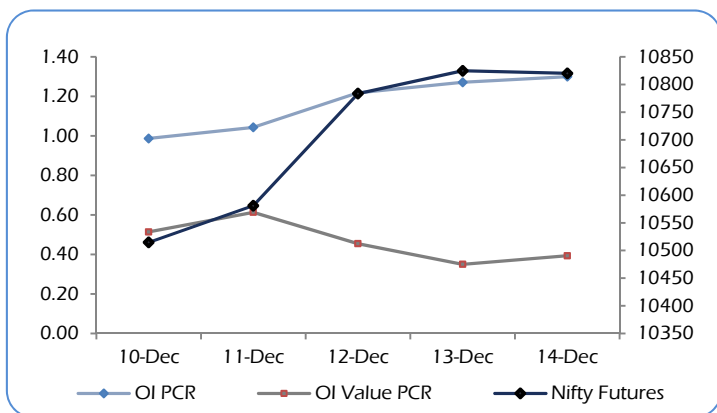


Among Nifty calls, 11100 SP from the December month expiry was the most active call with a contraction of 0.27 million open interests.

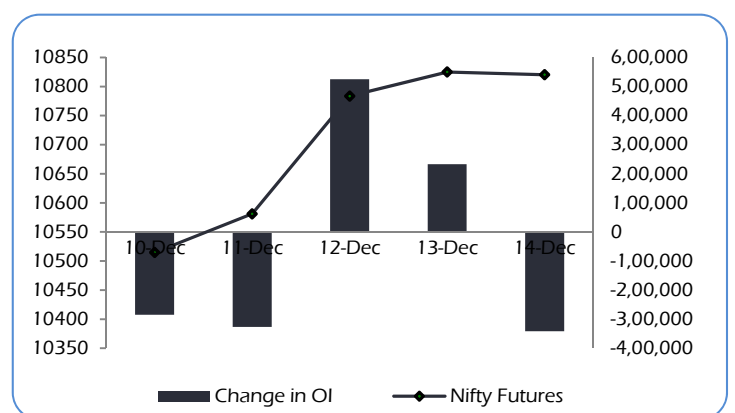
Among Nifty puts, 10,800 SP from the December month expiry was the most active put with an addition of 0.45 million open interests.

The maximum OI outstanding for Calls was at 11,000 SP (5.04mn) and that for Puts was at 10,000 SP (5.09mn).

**OI PCR, OI Value PCR vs NIFTY FUTURES**



**Change in OPEN INTEREST (Total) vs NIFTY FUTURES**



## NIFTY OPTIONS

### Nifty Bullish Call Spread

Action	Strike	Premium	Max Profit	Max Loss
Buy	10800	117.5	52.20	47.80
Sell	10900	69.7		
Buy	10900	69.7	68.55	31.45
Sell	11000	38.3		
Buy	10800	117.5	120.75	79.25
Sell	11000	38.3		

### Nifty Bearish Put Spread

Action	Strike	Premium	Max Profit	Max Loss
Buy	10900	150	51.50	48.50
Sell	10800	101		
Buy	10800	101	67.15	32.85
Sell	10700	68		
Buy	10900	150	118.65	81.35
Sell	10700	68		

Note: Above spread are provided for information purposes.

## STOCK OPTIONS

### Most Active Calls

Scrip	Strike Price	Price	Spot	Turnover (Rs Crs.)	Expiry
RELIANCE	1140	13.20	1112	475	27-Dec-18
RELIANCE	1120	20.25	1112	425	27-Dec-18
YESBANK	180	10.50	180	238	27-Dec-18
MARUTI	8000	36.50	7662	386	27-Dec-18
YESBANK	200	3.60	180	228	27-Dec-18

### Most Active Puts

Scrip	Strike Price	Price	Spot	Turnover (Rs Crs.)	Expiry
RELIANCE	1100	17.75	1112	351	27-Dec-18
YESBANK	170	5.65	180	176	27-Dec-18
RELIANCE	1060	6.85	1112	284	27-Dec-18
RELIANCE	1080	11.00	1112	252	27-Dec-18
YESBANK	160	3.15	180	108	27-Dec-18

## STOCK FUTURES

### LONG BUILDUP (Price rise OI rise)

Stock	CMP	Price Chg	OI Chg	(NSE+BSE) %Delivery	Recovery
BHARTIARTL	319	5.3%	3.1%	12%	5%
CANFINHOME	279	4.5%	13.3%	13%	7%
CGPOWER	40	3.9%	2.3%	25%	6%
YESBANK	180	3.2%	0.6%	10%	7%
JETAIRWAYS	260	3.2%	6.3%	5%	5%

### SHORT BUILDUP (Price fall OI rise)

Stock	CMP	Price chg	OI chg	(NSE+BSE) %Delivery	Fall from High
SOUTHBANK	15	-4.0%	10.3%	52%	4%
AUROPHARMA	726	-3.3%	5.2%	27%	3%
HINDZINC	269	-2.3%	1.2%	25%	3%
ARVIND	100	-2.0%	24.3%	16%	2%
PEL	2138	-1.9%	2.6%	43%	3%

### SHORT UNWINDING (Price rise OI fall)

Stock	CMP	Price Chg	OI Chg	(NSE+BSE) %Delivery	Recovery
PCJEWELLER	84	6.7%	-14.1%	6%	6%
PFC	91	5.3%	-4.6%	28%	6%
IDEA	36	3.7%	-0.1%	13%	3%
IOC	141	2.8%	-4.5%	41%	1%
SUNTV	576	2.6%	-0.3%	21%	4%

### LONG UNWINDING (Price fall OI fall)

Stock	CMP	Price chg	OI chg	(NSE+BSE) %Delivery	Fall from High
MUTHOOTFIN	472	-2.0%	-3.7%	16%	3%
UJJIVAN	241	-1.7%	-4.1%	13%	1%
RAYMOND	850	-1.7%	0.0%	15%	1%
MRF	66335	-1.7%	-0.5%	28%	2%
WIPRO	333	-1.6%	-0.8%	32%	3%

Long positions were witnessed in stocks like BHARTIARTL & CANFINHOME

Short positions were witnessed in stocks like SOUTHBANK & AAUROPHARMA

## FII's ACTIVITY IN DERIVATIVES

14-Dec-18	Buy	Sell	Net	OI	%	OI	%
Rs. Crs				Value	Chg	Contracts	Chg
INDEX FUTURES	2,395	2,146	249	27,269	1.1%	3,53,354	1.2%
INDEX OPTIONS	59,260	58,727	534	63,992	3.1%	8,62,622	3.4%
<b>TOTAL INDEX</b>	<b>61,655</b>	<b>60,872</b>	<b>783</b>				
STOCK FUTURES	12,352	11,995	357	85,852	0.0%	14,79,477	-0.2%
STOCK OPTIONS	6,964	6,821	143	8,577	5.1%	1,53,231	4.3%
<b>TOTAL STOCKS</b>	<b>19,316</b>	<b>18,816</b>	<b>500</b>				

## NSE DERIVATIVES TURNOVER

Rs. Crs	14-Dec	13-Dec	%	FII's
			Chg	Contribution
INDEX FUTURES	14,380	20,066	-28%	32%
INDEX OPTIONS	3,80,772	17,08,665	-78%	31%
<b>TOTAL INDEX</b>	<b>3,95,152</b>	<b>17,28,731</b>	<b>-77%</b>	
STOCK FUTURES	45,289	48,653	-7%	54%
STOCK OPTIONS	40,138	46,400	-13%	34%
<b>TOTAL STOCKS</b>	<b>85,427</b>	<b>95,053</b>	<b>-10%</b>	

FII's contribution to the total Derivatives turnover

33%

19%

## DISCLAIMERS AND DISCLOSURES

LKP Sec. Ltd. (CIN-L67120MH1994PLC080039, www.lkpsec.com) and its affiliates are a full-fledged, brokerage and financing group. LKP was established in 1992 and is one of India's leading brokerage and distribution house. LKP is a corporate trading member of Bombay Stock Exchange Limited (BSE), National Stock Exchange of India Limited (NSE), MCX Stock Exchange Limited (MCX-SX). LKP along with its subsidiaries offers the most comprehensive avenues for investments and is engaged in the businesses including stock broking (Institutional and retail), merchant banking, commodity broking, depository participant, insurance broking and services rendered in connection with distribution of primary market issues and financial products like mutual funds etc.

LKP hereby declares that it has not defaulted with any stock exchange nor its activities were suspended by any stock exchange with whom it is registered in last five years. However, SEBI and Stock Exchanges have conducted the routine inspection and based on their observations have issued advice letters or levied minor penalty on LKP for certain operational deviations in ordinary/routine course of business. LKP has not been debarred from doing business by any Stock Exchange / SEBI or any other authorities; nor has its certificate of registration been cancelled by SEBI at any point of time.

LKP offers research services to clients. The analyst for this report certifies that all of the views expressed in this report accurately reflect his or her personal views about the subject company or companies and its or their securities, and no part of his or her compensation was, is or will be, directly or indirectly related to specific recommendations or views expressed in this report.

Other disclosures by LKP and its Research Analyst under SEBI (Research Analyst) Regulations, 2014 with reference to the subject company(s) covered in this report:-

Research Analyst or his/her relative's financial interest in the subject company: (NO)

LKP or its associates may have financial interest in the subject company.

LKP or its associates and Research Analyst or his/her relative's does not have any material conflict of interest in the subject company. The research Analyst or research entity (LKP) has not been engaged in market making activity for the subject company.

LKP or its associates may have actual/beneficial ownership of 1% or more securities of the subject company at the end of the month immediately preceding the date of publication of Research Report.

Research Analyst or his/her relatives have actual/beneficial ownership of 1% or more securities of the subject company at the end of the month immediately preceding the date of publication of Research Report: (NO)

LKP or its associates may have received any compensation including for investment banking or merchant banking or brokerage services from the subject company in the past 12 months.

LKP or its associates may have received compensation for products or services other than investment banking or merchant banking or brokerage services from the subject company in the past 12 months.

LKP or its associates may have received any compensation or other benefits from the Subject Company or third party in connection with the research report.

Subject Company may have been client of LKP or its associates during twelve months preceding the date of distribution of the research report and LKP may have co-managed public offering of securities for the subject company in the past twelve months.

Research Analyst has served as officer, director or employee of the subject company: (NO)

LKP and/or its affiliates may seek investment banking or other business from the company or companies that are the subject of this material. Our salespeople, traders, and other professionals may provide oral or written market commentary or trading strategies to our clients that reflect opinions that are contrary to the opinions expressed herein, and our proprietary trading and investing businesses may make investment decisions that may be inconsistent with the recommendations expressed herein.

In reviewing these materials, you should be aware that any or all of the foregoing, among other things, may give rise to real or potential conflicts of interest including but not limited to those stated herein. Additionally, other important information regarding our relationships with the company or companies that are the subject of this material is provided herein. This report is not directed to, or intended for distribution to or use by, any person or entity who is a citizen or resident of or located in any locality, state, country or other jurisdiction where such distribution, publication, availability or use would be contrary to law or regulation or which would subject LKP or its group companies to any registration or licensing requirement within such jurisdiction. Specifically, this document does not constitute an offer to or solicitation to any U.S. person for the purchase or sale of any financial instrument or as an official confirmation of any transaction to any U.S. person.

Unless otherwise stated, this message should not be construed as official confirmation of any transaction. No part of this document may be distributed in Canada or used by private customers in United Kingdom.

All trademarks, service marks and logos used in this report are trademarks or registered trademarks of LKP or its Group Companies. The information contained herein is not intended for publication or distribution or circulation in any manner whatsoever and any unauthorized reading, dissemination, distribution or copying of this communication is prohibited unless otherwise expressly authorized. Please ensure that you have read "Risk Disclosure Document for Capital Market and Derivatives Segments" as prescribed by Securities and Exchange Board of India before investing in Indian Securities Market. In so far as this report includes current or historic information, it is believed to be reliable, although its accuracy and completeness cannot be guaranteed.

All material presented in this report, unless specifically indicated otherwise, is under copyright to LKP. None of the material, nor its content, nor any copy of it, may be altered in any way, transmitted to, copied or distributed to any other party, without the prior express written permission of LKP