

### Market Round Up

Indian bourses opened the week on positive note on back of strong global cues but failed to sustain at higher levels. Long unwinding pressure was seen in metal, banking, cement and aviation sector that dragged nifty to its day's low level of 9430 levels and finally it closed around 9438 up by 10 points.

- From higher levels short positions were added in nifty and bank nifty fut. in yesterday's session. Nifty fut. added almost 15.20 lakh shares in OI whereas June fut. closed at 9 points.
- Fresh short positions were added in banking sector and stocks like bankindia, cummins, niittech, justdial, sbn and ultracemco.
- Selected long positions were added in stocks like lt, mindtree hcltech, jublfoods itc and hindunilvr.
- Long unwinding pressure was seen in auto, textile, metal and power sector. Stocks like orientbank, idbi, ceat, syndibank, indigo and godrejind saw profit booking.

Markets are expected to open on flat to positive note in today session but thereafter will continue to trade in narrow band of 9410-9470 levels with no clear direction. On higher side nifty will face stiff resistance around 9500 levels and any pullback towards those levels can be used to book profit in long position whereas breakdown below 9400 can drag nifty towards 9320-9280 levels in short term.

### Recommendation

Script	Action	Initiation	Target	SL
BHEL	SELL	Below 161	153	166
TECHM	BUY	Above 416	428	408

### FII Action (Rs. Crores)

	Buy	Sell	Net(Cr)	OI (Cr.)
Index Fut.	4675.31	4754.10	-78.80	19686.54
Index Opt	34843.96	35035.78	-191.82	73768.35
Stock Fut.	21207.04	21055.36	151.67	75623.07
Stock Opt	8791.51	8792.76	-1.24	7811.98
<b>Total</b>	<b>69518</b>	<b>69638</b>	<b>-120</b>	<b>176890</b>

### Options

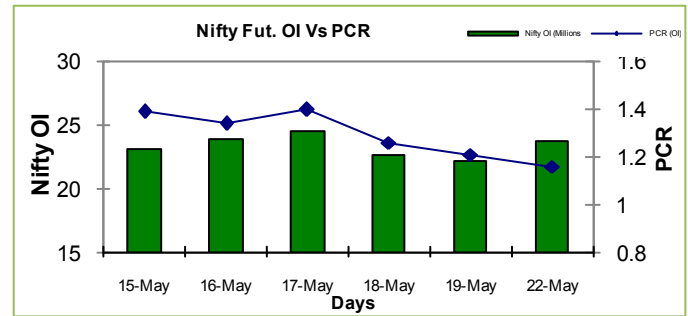
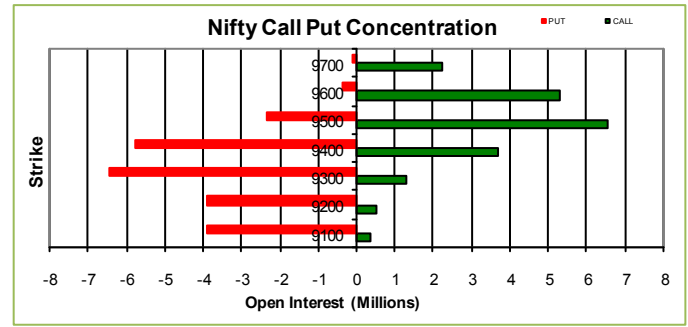
#### Most Active Nifty Options

Script	Strike Price	Option Type	Contract Traded	Open Interest
NIFTY	9400	PE	394396	5780625
NIFTY	9500	CE	391519	6552675
NIFTY	9600	CE	211932	5315325

#### Most Active Stock Options

ICICIBANK	SBIN	310	CE	11795
ICICIBANK	SBIN	300	CE	7111
ICICIBANK	SBIN	305	CE	6775

### F&O Statistics



### Nifty Futures Support / Resistance

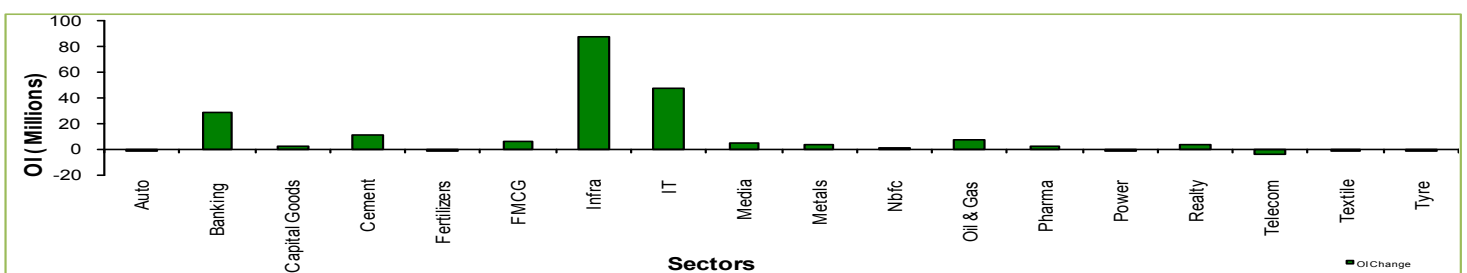
RESISTANCE	9482	9519
SUPPORT	9416	9389

### Gainers / Losers

Top OI Gainer				
Script	Cl. Price	OI Chg.	Price Chg.	OI % Ch
BANKINDIA	156.45	9336000	-21.80	33.6
LT	1749.30	1850000	19.65	27.0
CUMMINSIND	932.60	185400	-37.00	26.5
DISHTV	97.85	4053000	-1.35	21.2
NIITTECH	486.55	135000	-14.80	18.6

Top OI Loser / Least Gainers				
Script	Cl. Price	OI Chg.	Price Chg.	OI % Ch
APOLLOTYRE	233.35	-897000	-1.35	-7.1
IDBI	66.20	-3576000	-2.95	-7.3
ARVIND	380.10	-602000	2.55	-7.7
ORIENTBANK	150.20	-1476000	-7.35	-8.4
CHOLAFIN	1043.70	-30000	3.65	-12.8

### Sector OI Change



### TEAM

ANALYST	DESIGNATION	EMAIL	TELEPHONE
Aditya Agarwal	Head – Technical Research	<a href="mailto:aditya@way2wealth.com">aditya@way2wealth.com</a>	+91 22-61 462955
Harish Jujarey	Sr. Technical Analyst – Commodity	<a href="mailto:harishjujarey@way2wealth.com">harishjujarey@way2wealth.com</a>	+91 22-61 462952
Mohit Agarwal	Technical Analyst – Forex & Commodity	<a href="mailto:mohitk@way2wealth.com">mohitk@way2wealth.com</a>	+91 22-61 462954
Monil Shah, CMT	Technical Analyst – Equity & Forex	<a href="mailto:monilshah@way2wealth.com">monilshah@way2wealth.com</a>	+91 22-61 462980

#### Disclaimer

**Analyst Certification:** I, Aditya Agarwal, the research analyst and author of this report, hereby certify that the views expressed in this research report accurately reflect our personal views about the subject securities, issuers, products, sectors or industries. It is also certified that no part of the compensation of the analyst(s) was, is, or will be directly or indirectly related to the inclusion of specific recommendations or views in this research. The analyst(s), principally responsible for the preparation of this research report, receives compensation based on overall revenues of the company (Way2Wealth Brokers Private Limited, hereinafter referred to as Way2Wealth) and has taken reasonable care to achieve and maintain independence and objectivity in making any recommendations.

It is confirmed that Aditya Agarwal, the author of this report has not received any compensation from the companies mentioned in the report in the preceding 12 months. Our research professionals are paid in part based on the profitability of Way2Wealth, which include earnings from other business. Neither Way2Wealth nor its directors, employees, agents or representatives shall be liable for any damages whether direct or indirect, incidental, special or consequential including lost revenue or lost profits that may arise from or in connection with the use of the information contained in this report.

This report is for the personal information of the authorized recipient and does not construe to be any investment, legal or taxation advice to you. Way2Wealth is not soliciting any action based upon it. Nothing in this research shall be construed as a solicitation to buy or sell any security or product, or to engage in or refrain from engaging in any such transaction. The contents of this material are general and are neither comprehensive nor appropriate for every individual and are solely for the informational purposes of the readers. This material does not take into account the specific objectives, financial situation or needs of an individual/s or a Corporate/s or any entity/s.

This research has been prepared for the general use of the clients of the Way2Wealth and must not be copied, either in whole or in part, or distributed or redistributed to any other person in any form. If you are not the intended recipient you must not use or disclose the information in this research in any way. Though disseminated to all the customers simultaneously, not all customers may receive this report at the same time. Way2Wealth will not treat recipients as customers by virtue of their receiving this report. The distribution of this document in other jurisdictions may be restricted by the law applicable in the relevant jurisdictions and persons into whose possession this document comes should inform themselves about, and observe any such restrictions.

The report is based upon information obtained from sources believed to be reliable, but we do not make any representation or warranty that it is accurate, complete or up to date and it should not be relied upon as such. Way2Wealth or any of its affiliates or employees makes no warranties, either express or implied of any kind regarding any matter pertaining to this report, including, but not limited to warranties of suitability, fitness for a particular purpose, accuracy, timeliness, completeness or non-infringement. We accept no obligation to correct or update the information or opinions in it. Way2Wealth or any of its affiliates or employees shall not be in any way responsible for any loss or damage that may arise to any person from any inadvertent error in the information contained in this report. The recipients of this report should rely on their own investigations. In no event shall Way2Wealth be liable for any damages of any kind, including, but not limited to, indirect, special, incidental, consequential, punitive, lost profits, or lost opportunity, whether or not Way2Wealth has advised of the possibility of such damages.

This material contains statements that are forward-looking; such statements are based upon the current beliefs and expectations and are subject to significant risks and uncertainties. Actual results may differ from those set forth in the forward-looking statements. These uncertainties include but are not limited to: the risk of adverse movements or volatility in the securities markets or in interest or foreign exchange rates or indices; adverse impact from an economic slowdown; downturn in domestic or foreign securities and trading conditions or markets; increased competition; unfavourable political and diplomatic developments; change in the governmental or regulatory policies; failure of a corporate event and such others. This is not an offer to buy or sell or a solicitation of an offer to buy or sell any security or instrument or to participate in any particular trading strategy. No part of this material may be copied or duplicated in any form by any means or redistributed without the written consent of Way2Wealth. In no event shall any reader publish, retransmit, redistribute or otherwise reproduce any information provided by Way2Wealth in any format to anyone. Way2Wealth and its affiliates, officers, directors and employees including persons involved in the preparation or issuance of this report may from time to time have interest in securities / positions, financial or otherwise in the securities related to the information contained in this report.