

# Morning Report

World Indices	Latest	% Chg	NSE Sect. Indices	Latest	% Chg
Nifty	10607	0.53	NIFTY IT	15286	1.08
Sensex	36021	0.50	NIFTY BANK	21852	(0.46)
DowJones	25827	0.36	NIFTY FMCG	30529	0.70
Nasdaq	10208	0.00	NIFTY METAL	2009	(0.42)
Hangseng	25373	0.99	NIFTY PHARMA	9963	0.20
Shanghai	3153	2.01	NIFTY AUTO	6971	0.93
Nikkei	22292	0.66	NIFTY ENERGY	14771	1.00
Strait Times	2653	0.62	NIFTY INFRA	3106	1.52
Kospi	2152	0.80	<b>Advances / Declines</b>	<b>BSE</b>	<b>NSE</b>
Taiwan	11909	0.88	Advances	1337	878
FTSE	6157	-1.33	Declines	1409	992
CAC	5007	-0.84	Unchanged	143	77
DAX	12528	-0.64	Total	2889	1947

Nifty Gainers		
Company	Price(Rs)	Chg(%)
EICHERMOT	19121.00	4.18
ADANI PORTS	361.10	4.12
BHARTIARTL	581.25	4.08
HEROMOTOCO	2742.00	2.64
NTPC	95.25	1.98

Nifty Losers		
Company	Price(Rs)	Chg(%)
JSWSTEEL	191.00	(1.77)
TATASTEEL	329.00	(1.76)
INDUSINDBK	487.50	(1.48)
ZEEL	172.05	(1.35)
HDFCBANK	1075.50	(1.28)

Vol. Shockers	Last Day (Lakh)	2 Wk Avg. (Lakh)	Vol. Ch. (Times)
RCOM	951.72	110.8	9
RELCHEMQ	22.70	2.8	8
BESTAGRO	1.19	0.2	6
CGPOWER	119.08	22.9	5
BDL	5.46	1.2	4

Indian Forex	Closing	Chg	% Chg
USD/INR	74.784	(0.703)	(0.93)
GBP/INR	93.272	(1.089)	(1.15)
EUR/INR	84.049	(1.021)	(1.20)
JPY/INR	69.560	(0.680)	(0.97)

Precious Metal	Closing	Chg (Rs.)
Gold (Rs/10gm)	48227	54
Silver (Rs/1kg)	48458	84

Commodities	Price	% Chg.
Crude (US\$/BBL)	40.3	(0.32)
Brent (US\$/BBL)	42.8	(0.21)
Gold (US\$/oz)	1787.3	(0.08)
Silver (US\$/oz)	18.3	(0.05)
Copper (US\$/MT)	6022.5	(0.95)
Alum (US\$/MT)	1581.5	(1.25)
Zinc (US\$/MT)	2020.0	(0.76)

ADR	Cl. Values	% Chg.
ICICI Bank	9.63	0.03
HDFC Bank	47.76	(0.17)
Infosys	9.92	0.24
Vedanta	5.65	(0.06)
Dr. Deddy's Labs	52.88	0.58
Wipro	3.36	0.10
Tata Motors	6.87	0.19

## Market Sensor

US markets were closed on Friday to mark Independence Day which fell on Saturday, July 4th.

Domestic shares rose for the third straight session on Friday even as overall gains remained modest after a survey showed the country's service sector contracted sharply in June due to the economic disruption caused by Covid-19 pandemic. The services Purchasing Managers' Index rose to 33.7 in June from 12.6 in May. The reading has remained below 50 neutral mark for the fourth straight month. Positive global cues helped underpin investor sentiment as upbeat economic data from the U.S. and China helped spur fresh optimism about the economic recovery from the coronavirus pandemic. The S&P BSE Sensex ended the session up 177.72 points, or half a percent, at 36,021.42, while the broader NSE Nifty index rose 55.65 points, or 0.53 percent, to 10,607.35. On Friday's trading session, FIIs bought net Rs 857.29 cr in cash market whereas, DII sold net Rs 331.96 cr in cash segment.

## Global News

- ❖ Britain's government will double the number of its job coaches as part of a plan to tackle a rise in unemployment triggered by the coronavirus lockdown, the finance ministry said on Saturday. (Reuters)
- ❖ The French economy is pulling out of the slump induced by the coronavirus outbreak at least as fast as expected a month ago, and maybe even a little faster, Bank of France Governor Francois Villeroy de Galhau said on Sunday. (Reuters)
- ❖ U.S. President Donald Trump on Saturday signed into law a deadline extension to August 8 for small businesses to apply for relief loans under a federal aid program to help businesses hurt by the COVID-19 pandemic, the White House said. (Reuters)
- ❖ Canada should focus on boosting economic growth after getting pummeled by the COVID-19 crisis, analysts say, even as concerns about the sustainability of its debt are growing, with Fitch downgrading the nation's rating just over a week ago. (Reuters)
- ❖ An Indonesia-Australia deal that eliminates most trade tariffs between the two nations and aims to open up investment, took effect on Sunday, Indonesia's Trade Ministry said. (Reuters)

## Economic News

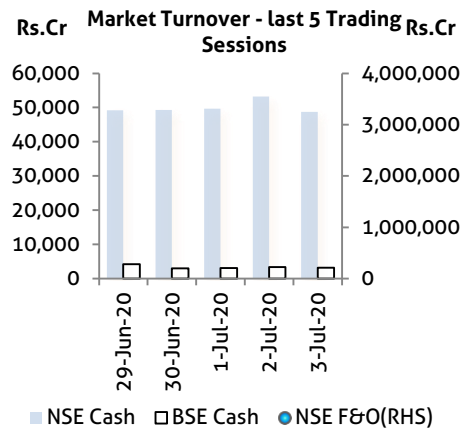
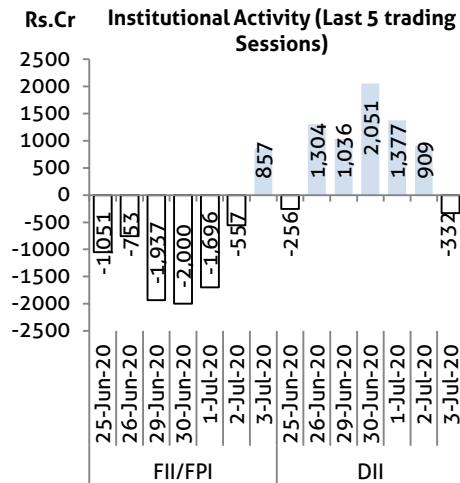
- ❖ Power demand slump has narrowed to 2.6 per cent in the beginning of July from 9.6 per cent in June, showing improvement in commercial and industrial activities in the country. (BS)
- ❖ An average of 14.26 lakh e-way bills, which are required for transportation of goods valued at over Rs 50,000, were generated each day in the month of June, which is 77 per cent of the average number of bills generated per day in the pre-lockdown phase, GST Network said on Sunday. (BS)
- ❖ The finance ministry may assess the capital requirement of public sector banks after the September quarter as there would be greater clarity about a spike in bad loans by that time, sources said. (BS)
- ❖ The space policy and the Space Activities Bill are in the final stages, Indian Space Research Organisation Chairman K Sivan said, days after the government opened up the space sector for private players. (BS)
- ❖ Uttar Pradesh has witnessed a massive dip in tax and non-tax revenue collection in the first quarter (April-June) of the current financial year owing to the impact of the Covid-19 lockdown on commercial and industrial activity. (BS)
- ❖ Urjit Patel, whose stint as the head of the central bank was one of the most tumultuous in recent times that ended with the rare event of an RBI Governor resigning, will be releasing a book later this month, his publishers have said. (BS)
- ❖ The Income Tax department has amended the TDS form, making it more comprehensive and mandating deductors to state reasons for non-deduction of tax. (BS)
- ❖ The central government has approved an annual plan worth Rs 574.16 crore for national highway works in Jammu and Kashmir for 2020-21, an official spokesperson said on Saturday. (BS)
- ❖ Real estate regulators will write within a week to the RBI, seeking one-time debt restructuring for the industry to help developers overcome the liquidity issues, Uttar Pradesh RERA Chairman Rajive Kumar said. (BS)
- ❖ Three days ahead of the deadline for the first installment of the Indian version of Google tax, the Income Tax department notified changes in the equalisation levy form to facilitate payment for the newly introduced 2% levy on foreign e-commerce operators. (BS)

## Domestic News

- ❖ HDFC Bank said its deposits grew on a year-on-year basis by 25% at end of June, to Rs 11.89 lakh crore. Its advances grew 21% to Rs 10.05 lakh crore in the same period.
- ❖ ICICI Bank board will meet on Wednesday to discuss a proposal to raise funds by issuing equity shares to strengthen its financial position.
- ❖ Bharti Enterprises, holding company of Bharti Airtel, has won auction to acquire 20% stake in bankrupt satellite broadband operator, OneWeb.
- ❖ Tech Mahindra will bid for the revised tender to supply the fourth generation (4G) equipment to Bharat Sanchar Nigam Ltd (BSNL).
- ❖ The board of PVR will meet today to consider rights issue price, record date, rights entitlement ratio, etc.
- ❖ AstraZeneca Pharma India has received approval from Drugs Controller General of India (DCGI) for Dapagliflozin tablets for treatment of patients suffering from heart failure with reduced ejection fraction.

Global Forex	Closing	Chg	% Chg
EUR-USD	1.1243	0.0006	0.05
GBP-USD	1.2479	0.0016	0.13
USD-JPY	107.50	0.0300	0.03

Bond Markets	Closing	Chg
10-yr bond	6.04	3.50 pps
Interbank call	3.50	-1.00 pps



## Domestic News (Cont...)

❖ A meeting of the Board of Directors of eClerx Services Ltd is scheduled to be held today, July 6, 2020, to consider the proposal for Buy-Back of Equity Shares of the Company.

❖ After raising billions of dollars from the likes of Facebook and Intel for its digital business, billionaire Mukesh Ambani's Reliance Industries has launched JioMeet video conferencing app with unlimited free calling that is being seen as a rate war on rival Zoom. Meanwhile, reports suggest the company is also planning to increase its network of aviation fuel stations by 50 per cent.

❖ Amid talk of a possible Reliance Retail-Future Group deal, Amazon's stake in a Kishore Biyani holding company has emerged as an issue that needs to be resolve.

❖ Indian Hotels Company Ltd (IHCL) said it is adaptable to disruptive challenges and has defined a five-point strategy to navigate through the current challenging times.

❖ American private equity firm The Carlyle group made a complete exit from its investment in diagnostic chain Metropolis Healthcare Ltd.

❖ Adani Ports board will meet on Tuesday to consider raising up to \$1.25 billion through dollar bonds.

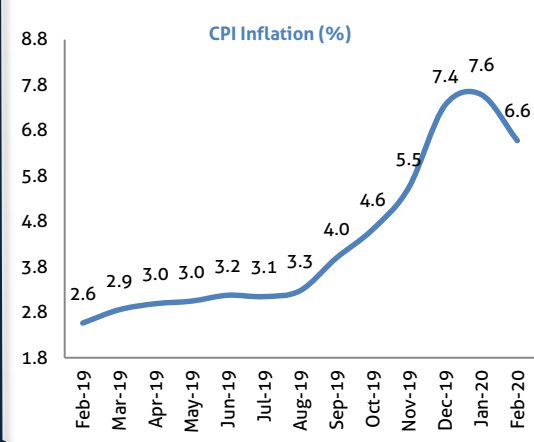
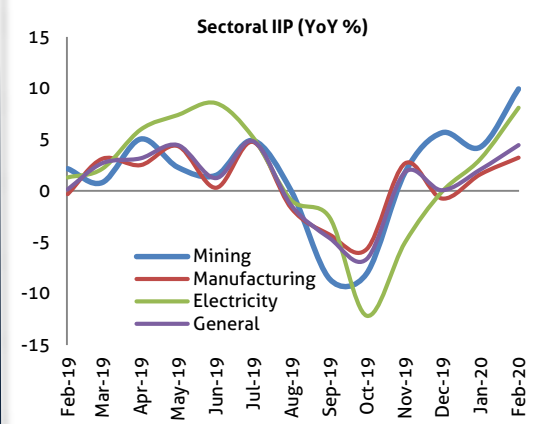
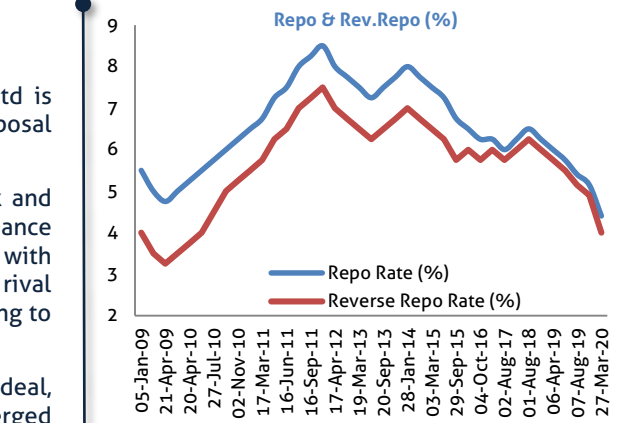
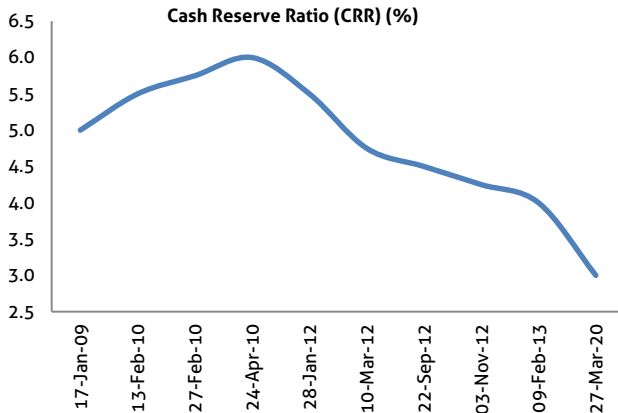
❖ Indian drug firms like Lupin, Marksans Pharma, Aurobindo Pharma and Alembic Pharmaceuticals are recalling products in the US market, as per the latest enforcement report by the USFDA. While Lupin and Marksans Pharma are recalling diabetes drug, Aurobindo and Alembic are recalling psychiatric medication in the US market.

❖ CIL and NLC India will jointly develop solar power assets of 3,000 MW with a likely investment of around Rs 12,000 crore.

❖ National Fertilizers has achieved 21.57 per cent growth in fertilizer sale at 12.85 lakh MT in first quarter (April-June) of this financial year (FY21). This is an all time high fertilizer sale, breaking all previous records.

❖ Puravankara Group plans to launch 11 residential projects with a total saleable area of around 10.23 million sqft this fiscal, even as the COVID-19 pandemic continues to impact the sector.

❖ Hindustan Oil Exploration has temporarily suspended operations at PY-1 field in Tamil Nadu as a precautionary measure amid the covid-outbreak.



## Bulk Deal - NSE

Date	Security Name	Client Name	Buy/Sell	Traded Qty.	Price
3-Jul-20	LOKESHMACH	SUDESH SINGH	BUY	110000	26.4
3-Jul-20	LIBERTSHOE	SHREE RAMANUJ FINANCE PVT LTD	SELL	20000	139.0
3-Jul-20	SYNCOM	ALPHA LEON ENTERPRISES LLP	BUY	250000	3.5
3-Jul-20	TRANSWIND	FALAN TRADING CO.	SELL	84000	10.2
3-Jul-20	UNITEDPOLY	VISHWAKARMA TRADING HOUSE	BUY	90000	8.5

## Bulk Deal - BSE

Date	Security Name	Client Name	Buy/Sell	Traded Qty.	Price
3-Jul-20	METROPOLIS	CA LOTUS INVESTMENTS	S	314,017	1341.0
3-Jul-20	AAIL	KHAZANA TRADELINKS PVT LTD	S	435,000	82.5
3-Jul-20	AAIL	ANIL BUCHASIA	S	98,000	82.5
3-Jul-20	JONJUA	RAJENDRA BAID	B	130,000	33.8
3-Jul-20	TRANWAY	HITESH MOHANBHAI PATEL	B	150,000	9.6

## Corporate Actions

Scrip Code	Scrip Name	Ex-Date	Purpose	Record Date
500104	HINDPETRO	02-Jul-20	Final Dividend - Rs. - 9.7500	-
500875	ITC	06-Jul-20	Dividend - Rs. - 10.1500	-
500228	JSWSTEEL	06-Jul-20	Final Dividend - Rs. - 2.0000	-
532819	MINDTREE	06-Jul-20	Final Dividend - Rs. - 10.0000	-
526433	ASMTEC	07-Jul-20	Final Dividend - Rs. - 2.5000	-
540143	SAGARSOFT	07-Jul-20	Dividend - Rs. - 1.5000	-
500020	BOMDYEING	08-Jul-20	Dividend - Rs. - 0.2000	-
540115	LTT	08-Jul-20	Final Dividend - Rs. - 13.5000	-
522249	MAYURUNIQ	08-Jul-20	Final Dividend - Rs. - 1.0000	-
517536	ONWARDTEC	08-Jul-20	Final Dividend - Rs. - 1.5000	-
540025	ADVENZYMES	09-Jul-20	Final Dividend - Rs. - 0.6000	-
500010	HDFC	09-Jul-20	Dividend - Rs. - 21.0000	-
541729	HDFCAMC	09-Jul-20	Dividend - Rs. - 28.0000	-
540005	LTI	09-Jul-20	Final Dividend - Rs. - 15.5000	-
500124	DRREDDY	13-Jul-20	Final Dividend - Rs. - 25.0000	-
500123	ELANTAS	13-Jul-20	Final Dividend - Rs. - 5.0000	-
500408	TATAELXI	13-Jul-20	Final Dividend - Rs. - 16.5000	-
507817	WIREFABR	13-Jul-20	Final Dividend - Rs. - 0.1000	14-Jul-20
542543	INFRATRUST	14-Jul-20	Income Distribution (InvIT)	15-Jul-20
500472	SKFINDIA	14-Jul-20	Special Dividend - Rs. - 130.0000	-
500400	TATAPOWER	14-Jul-20	Dividend - Rs. - 1.5500	-
505036	ACGL	15-Jul-20	Final Dividend - Rs. - 5.0000	-

## Global Economic Calendar

Date	Curr.	Event	Actual	Forecast	Previous
6-Jul-20	GBP	Construction PMI (Jun)		47	28.9
6-Jul-20	EUR	Sentix Investor Confidence (Jul)		-10.9	-24.8
6-Jul-20	EUR	Retail Sales (YoY) (May)		-7.50%	-19.60%
6-Jul-20	USD	Services PMI (Jun)		46.7	37.5
6-Jul-20	USD	ISM Non-Manufacturing PMI (Jun)		50	45.4
7-Jul-20	JPY	Household Spending (YoY) (May)		-12.20%	-11.10%
7-Jul-20	JPY	Leading Index (MoM) (May)			-7.40%
7-Jul-20	GBP	Halifax House Price Index (YoY)			2.60%
7-Jul-20	USD	JOLTs Job Openings (May)		4.850M	5.046M
8-Jul-20	JPY	Current Account n.s.a. (May)		1.088T	0.263T
8-Jul-20	USD	MBA 30-Year Mortgage Rate			3.29%
9-Jul-20	USD	Consumer Credit (May)		-17.50B	-68.78B
9-Jul-20	GBP	RICS House Price Balance (Jun)		-28%	-32%
9-Jul-20	JPY	Core Machinery Orders (YoY) (May)		-17.10%	-17.70%
9-Jul-20	CNY	CPI (YoY) (Jun)		2.50%	2.40%
9-Jul-20	CNY	PPI (YoY) (Jun)		-3.20%	-3.70%
9-Jul-20	JPY	Machine Tool Orders (YoY)			-52.80%
9-Jul-20	USD	Initial Jobless Claims			1,427K
9-Jul-20	USD	Wholesale Inventories (MoM)		-1.20%	0.30%
10-Jul-20	JPY	PPI (YoY) (Jun)		-1.90%	-2.70%
10-Jul-20	USD	PPI (MoM) (Jun)		0.40%	0.40%

## Indian Economic Calendar

Date	Curr.	Event	Actual	Forecast	Previous
10-Jul-20	INR	FX Reserves, USD			506.84B
10-Jul-20	INR	Industrial Production (YoY) (May)		-34.00%	-18.30%

Ashika Stock Broking Limited ("ASBL") started its journey in the year 1994, and is presently offering a wide bouquet of services to its valued clients including broking services, depository services and distributorship of financial products (Mutual funds, IPO & Bonds). It became a "Research Entity" under SEBI (Research Analyst) Regulations 2014 in the year of 2015 (Reg No. INH000000206).

ASBL is a wholly owned subsidiary of Ashika Global Securities (P) Ltd., a RBI registered non-deposit taking NBFC Company. ASHIKA GROUP (details enumerated on our website [www.ashikagroup.com](http://www.ashikagroup.com)) is an integrated financial service provider inter alia engaged in the business of Investment Banking, Corporate Lending, Commodity Broking, Debt Syndication & Other Advisory Services.

There were no significant and material disciplinary actions against ASBL taken by any regulatory authority during last three years except routine matters.

#### Disclosure

Research reports are being prepared and distributed by ASBL in the sole capacity of being a Research Analyst under SEBI (Research Analyst) Regulations 2014. The following disclosures and disclaimer are an essential part of any Research Report so being distributed.

1. ASBL or its associates, its Research Analysts (including their relatives) may have financial interest in the subject company(ies). And, the said financial interest is not limited to having an open stock market position in /acting as advisor to /having a loan transaction with the subject company(ies) apart from registration as clients.
2. ASBL or its Research Analysts (including their relatives) do not have any actual / beneficial ownership of 1% or more of securities of the subject company(ies) at the end of the month immediately preceding the date of publication of the source research report or date of the concerned public appearance. However ASBL's associates may have actual / beneficial ownership of 1% or more of securities of the subject company(ies).
3. ASBL or its Research Analysts (including their relatives) do not have any other material conflict of interest at the time of publication of the source research report or date of the concerned public appearance. However ASBL's associates might have an actual / potential conflict of interest (other than ownership).
4. ASBL or its associates may have received compensation for investment banking, merchant banking, brokerage services and for other products and services from the subject companies during the preceding 12 months. However, ASBL or its associates or its Research analysts (forming part of Research Desk) have not received any compensation or other benefits from the subject companies or third parties in connection with the research report/ research recommendation. Moreover, Research Analysts have not received any compensation from the companies mentioned in the research report/ recommendation in the past twelve months.
5. The subject companies in the research report/ recommendation may be a client of or may have been a client of ASBL during the twelve months preceding the date of concerned public appearance for investment banking/ merchant banking / brokerage services.
6. ASBL or their Research Analysts have not managed or co-managed public offering of securities for the subject company(ies) in the past twelve months. However ASBL's associates may have managed or co-managed public offering of securities for the subject company(ies) in the past twelve months.
7. Research Analysts have not served as an officer, director or employee of the companies mentioned in the report/ recommendation.
8. Neither ASBL nor its Research Analysts have been engaged in market making activity for the companies mentioned in the report / recommendation.

#### Disclaimer

The research recommendations and information are solely for the personal information of the authorized recipient and does not construe to be an offer document or any investment, legal or taxation advice or solicitation of any action based upon it. This report is not for public distribution or use by any person or entity, where such distribution, publication, availability or use would be contrary to law, regulation or subject to any registration or licensing requirement. We will not treat recipients as customer by virtue of their receiving this report. The report is based upon the information obtained from public sources that we consider reliable, but we do not guarantee its accuracy or completeness. ASBL shall not be in anyways responsible for any loss or damage that may arise to any such person from any inadvertent error in the information contained in this report. The recipients of this report should rely on their own investigations.