

Morning Report

World Indices	Latest	% Chg	NSE Sect. Indices	Latest	% Chg
Nifty	10800	0.33	NIFTY IT	15785	2.07
Sensex	36675	0.51	NIFTY BANK	22628	1.93
DowJones	25890	-1.51	NIFTY FMCG	30518	(0.42)
Nasdaq	10344	-0.86	NIFTY METAL	2023	(1.73)
Hangseng	25967	-0.04	NIFTY PHARMA	9878	(0.23)
Shanghai	3344	-0.05	NIFTY AUTO	7200	0.39
Nikkei	22561	-0.24	NIFTY ENERGY	14697	(2.01)
Strait Times	2659	-0.09	NIFTY INFRA	3093	(1.54)
Kospi	2156	-0.36	Advances / Declines	BSE	NSE
Taiwan	12141	0.40	Advances	1323	914
FTSE	6190	-1.53	Declines	1401	994
CAC	5044	-0.74	Unchanged	157	57
DAX	12617	-0.92	Total	2881	1965

Nifty Gainers		
Company	Price(Rs)	Chg(%)
BAJFINANCE	3349.90	7.76
INDUSINDBK	524.95	5.86
BAJAJFINSV	6565.95	4.47
EICHERMOT	19999.00	3.89
ICICIBANK	374.60	3.52

Nifty Losers		
Company	Price(Rs)	Chg(%)
ADANIPOINTS	346.75	(3.53)
POWERGRID	172.70	(2.98)
GRASIM	622.75	(2.87)
BPCL	379.60	(2.72)
ITC	194.50	(2.65)

Vol. Shockers	Last Day (Lakh)	2 Wk Avg. (Lakh)	Vol. Ch. (Times)
UJJIVANSFB	31.47	4.9	6
RAIN	8.71	2.0	4
BESTAGRO	1.63	0.4	4
BOSCHLTD	0.14	0.0	4
INDHOTEL	7.07	1.8	4

Indian Forex	Closing	Chg	% Chg
USD/INR	74.861	0.179	0.24
GBP/INR	93.487	0.133	0.14
EUR/INR	84.611	0.295	0.35
JPY/INR	69.600	0.250	0.36

Precious Metal	Closing	Chg (Rs.)
Gold (Rs/10gm)	48235	67
Silver (Rs/1kg)	48740	(311)

Commodities	Price	% Chg.
Crude (US\$/BBL)	40.4	(0.12)
Brent (US\$/BBL)	42.9	(0.46)
Gold (US/oz)	1807.9	0.81
Silver (US\$/oz)	18.6	0.22
Copper (US\$/MT)	6086.0	(0.43)
Alum (US\$/MT)	1596.5	0.22
Zinc (US\$/MT)	2023.5	(0.69)

ADR	Cl. Values	% Chg.
ICICI Bank	9.79	0.16
HDFC Bank	48.82	1.06
Infosys	10.11	0.19
Vedanta	5.97	0.32
Dr. Deddy's Labs	52.32	(0.56)
Wipro	3.35	(0.01)
Tata Motors	7.53	0.66

Market Sensor

U.S. stocks moved significantly lower over the course of the trading session on Tuesday, giving back ground following the strong upward move seen in recent days. The Nasdaq reached a new record intraday high in morning trading but eventually joined the Dow and S&P 500 in negative territory. The major averages saw further downside going into the close, ending the session near their worst levels of the day. The Dow plunged 396.85 points or 1.5 percent at 25,890.18, the Nasdaq slumped 89.76 points or 0.9 percent to 10,343.89 and the S&P 500 tumbled 34.40 points or 1.1 percent to 3,145.32.

Domestic shares ended a volatile session modestly higher on Tuesday, with financials and IT companies pacing the gainers in the wake of positive global cues and comments from the finance ministry that "green shoots" have started to emerge in the domestic economy. The benchmark BSE Sensex rose 187.24 points, or 0.51 percent, to 36,674.52, extending gains for the fifth straight session. The broader NSE Nifty index swung between gains and losses before closing up 36 points, or 0.33 percent, at 10,799.65. On Tuesday's trading session, FII's bought net Rs 829.9 cr in cash market whereas, DII sold net Rs 784.47 cr in cash segment.

Global News

❖ U.S. hiring surged to a record high in May and layoffs declined as businesses reopened, but the signs of improvement in the labor market have been overshadowed by a resurgence in COVID-19 cases that has forced some enterprises to shut down again. (Reuters)

❖ The surge in U.S. coronavirus cases has made business owners "nervous again," Atlanta Federal Reserve Bank President Raphael Bostic said and prompted him to focus on company decisions over the next 3 to 6 weeks.

❖ Germany's industrial production rebounded in May, rising by 7.8% for the month after falling by a revised 17.5% in April, the Statistics Office said, in the latest sign that Europe's largest economy is recovering after lockdown.

❖ The euro zone economy will drop deeper into recession this year and rebound less steeply in 2021 than previously thought, the European Commission forecast on Tuesday, with France, Italy and Spain struggling the most due to the COVID-19 pandemic. (Reuters)

❖ Democratic presidential candidate Joe Biden on Tuesday promised to revive U.S. manufacturing so that the country is not dependent on China, taking aim at his rival's promises to revive factories. (Reuters)

Economic News

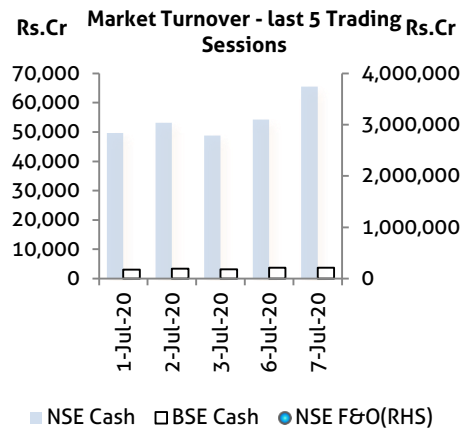
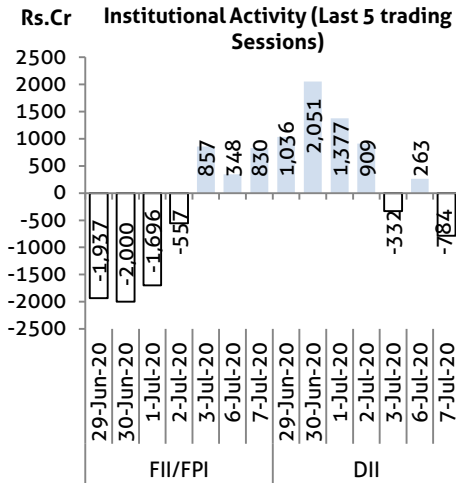
- ❖ Investments by sovereign wealth funds (SWFs) and pension funds in 34 key infrastructure sectors including hotels, cold chains, educational institutions, hospitals and gas pipelines will get tax exemptions on some categories of incomes, the Central Board of Direct Taxes said. (BS)
- ❖ The Information and Broadcasting (I&B) Ministry has proposed bringing under its purview the contents being streamed on the several over-the-top (OTT) platforms, said a top ministry official said. (BS)
- ❖ The government should review and defer the 2% equalisation levy on non-resident e-commerce companies as it has a far-reaching impact.
- ❖ As countries impose restrictions on travel and trade to contain the spread of coronavirus, the G20's official business voice has warned against such regulations becoming permanent in the post-Covid world.
- ❖ India's Global Real Estate Transparency Index ranking has improved by one notch to 34 on the back of regulatory reforms, better market data and green initiatives, according to property consultant JLL. (BS)
- ❖ The Act East Policy (AEP) devised by Prime Minister Narendra Modi at a regional summit in Myanmar in 2014 has shifted the geostrategic posture of India in the Indo-Pacific and reformulated New Delhi's approach to one that is more strategically assertive, according to a European think tank. (BS)
- ❖ Higher demand for the dollar in view of defence spending weakened the rupee on Tuesday, even as the Reserve Bank of India (RBI) continued to mop up the greenback, which kept coming in thanks to Reliance Jio's stake sales. (BS)
- ❖ Markets regulator Sebi on Tuesday further extended the deadline for issuers of municipal debt securities to comply with certain regulatory norms to July 31 in view of the Covid-19 crisis. (BS)
- ❖ Private equity (PE) investments dropped 65 per cent year-on-year (YoY) in the second quarter (Q2) of the calendar year 2020, with equity sum slipping to \$1.45 billion, the data from Refinitiv showed. Q2 also saw a decline of 9 per cent in the number of deals to 161. (BS)
- ❖ Palm oil demand in India, the world's top edible oil importer, is set to plunge this year as coronavirus lockdowns slash food service sector demand and households opt for alternatives at the supermarket. (BS)

Domestic News

- ❖ Government plans to sell a 10% stake in Mishra Dhatu Nigam via OFS route. It has invited applications from the merchant bankers to manage the proposed issue and they can place their bids till July 22, 2020.
- ❖ Cipla is expected to launch its version of remdesivir in the next one to two days, the company told CNBC-TV18.
- ❖ Jio Platforms, the parent firm of Reliance Jio, has received Rs 43,574 crore from Facebook-owned Jaadhu Holdings, LLC for 9.99 per cent stake in the company.
- ❖ TCS has expanded its decade-long partnership with Tryg, one of the largest non-life insurance companies in the Nordic region, to help the latter adopt a future-ready technology stack and IT operating model that will accelerate its digital transformation journey.
- ❖ YES Bank has approved raising funds by way of FPO. The bank said the meeting of the CRC of the bank is scheduled to be held on or after July 10, to consider and approve the price band and discount, if any.

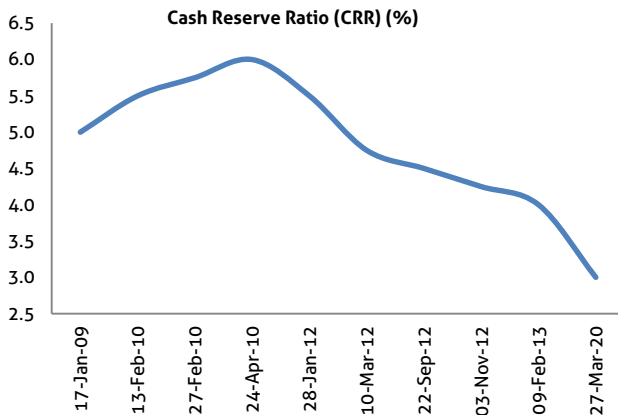
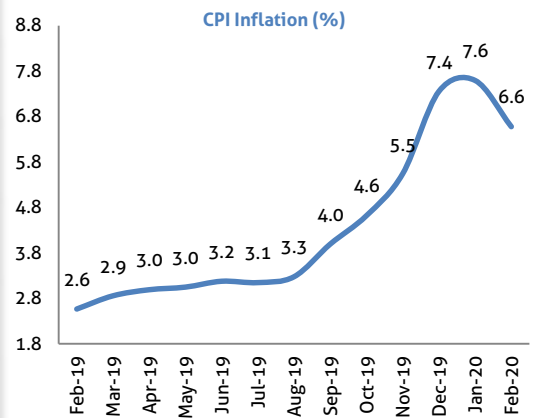
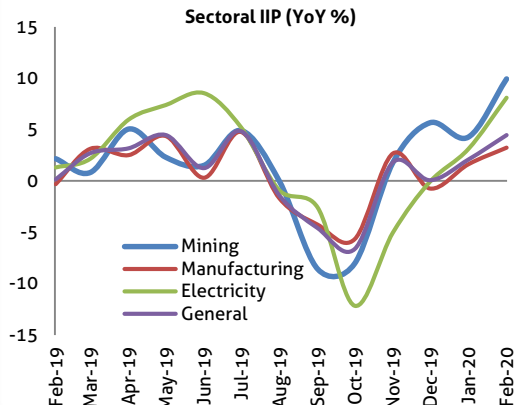
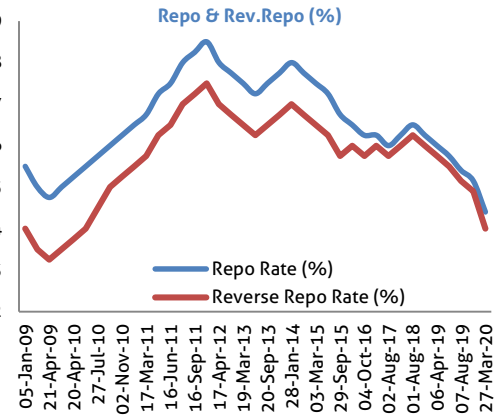
Global Forex	Closing	Chg	% Chg
EUR-USD	1.1277	(0.0029)	(0.26)
GBP-USD	1.2548	0.0058	0.46
USD-JPY	107.54	0.2000	0.19

Bond Markets	Closing	Chg
10-yr bond	6.02	-0.80 bps
Interbank call	3.47	-3.41 bps



Domestic News (Cont...)

- ❖ Unichem Lab has received approval from the US health regulator to market its Cyclobenzaprine Hydrochloride tablets used for relief of muscle spasm in the American market.
- ❖ Maruti Suzuki production levels in June stood at 50,742 units from 1,11,917 units, on yoy basis.
- ❖ Exchanges have issued their in-principle approval for Ineos Styrolution delisting offer.
- ❖ GMR Infrastructure has received Rs 4,565 crore as part of the second tranche payment following completion of a deal with France's Groupe ADP for the airport business.
- ❖ ZIM Laboratories filed regulatory dossier for approval of Rizatriptan orally dissolving film in Europe.
- ❖ Even as Tata Chemicals was impacted by the coronavirus-induced lockdown, the company took steps to ensure that the recovery is on track including manufacturing of salt and soda ash, the company said at its 81st annual general meeting.
- ❖ Dr Lal Pathlabs' Managing Director Om Prakash Manchanda said the company has been judiciously working on enhancing its product mix, geographic mix and channel mix, which has resulted in reduced dependence on its dominant Delhi-NCR market.
- ❖ ICICI Bank board will meet today to consider the proposal of raising funds by issue of equity shares as it looks to further strengthen its balance sheet.
- ❖ PI Industries' QIP Committee will meet today to consider issue price, including discount (if any), for the equity shares to be allotted to qualified institutional buyers.
- ❖ Birlasoft partnered with Innoveo to fast-track the journey to digital excellence.
- ❖ Titan Company said it has reopened 83 per cent of its stores across all businesses as at the end of June.
- ❖ Adani Ports has approved rising up to \$1.25 billion via dollar denominated foreign currency bonds.
- ❖ L & T Finance Holdings has received the first tranche of \$50 million of the total \$100-million ECB loan from the Asian Infrastructure Investment Bank (AIIB).
- ❖ Zuari Agro Chemicals plant has been shut down due to the non-availability of workers owing to COVID-19.



Bulk Deal - NSE

Date	Security Name	Client Name	Buy/Sell	Traded Qty.	Price
7-Jul-20	CG Power & Ind. Sol. Ltd.	YES BANK LTD	SELL	4300000	10.8
7-Jul-20	Kamat Hotels (I) Ltd	MERLIN MARKETING PVT LTD .	BUY	350000	34.8
7-Jul-20	B.C. Power Controls Ltd	SILVERTOSS SHOPPERS PVT LTD	SELL	452022	5.0
7-Jul-20	TREJHARA SOLUTIONS LIMITE	ADESH AGRICULTURE LLP	SELL	124858	11.0
7-Jul-20	Lagnam Spintex Limited	VALLABHDAS C THAKKAR HUF	BUY	120000	9.8

Bulk Deal - BSE

Date	Security Name	Client Name	Buy/Sell	Traded Qty.	Price
7-Jul-20	BESTAGRO	AVIATOR GLOBAL INVESTMENT FUND	B	112,000	464.0
7-Jul-20	KDDL	PARTNR REINSUR EURO SE ALCHEMY CAP	S	308,559	152.5
7-Jul-20	KDDL	JUPITER INDIA FUND	B	267,137	152.5
7-Jul-20	JONJUA	LIFETIME SOLUTIONS	B	171,600	40.2
7-Jul-20	JONJUA	RAJENDRA BAID	S	130,000	40.2

Corporate Actions

Scrip Code	Scrip Name	Ex-Date	Purpose	Record Date
500875	ITC	06-Jul-20	Dividend - Rs. - 10.1500	-
500228	JSWSTEEL	06-Jul-20	Final Dividend - Rs. - 2.0000	-
532819	MINDTREE	06-Jul-20	Final Dividend - Rs. - 10.0000	-
526433	ASMTEC	07-Jul-20	Final Dividend - Rs. - 2.5000	-
540143	SAGARSOFT	07-Jul-20	Dividend - Rs. - 1.5000	-
500020	BOMDYEING	08-Jul-20	Dividend - Rs. - 0.2000	-
540115	LTT5	08-Jul-20	Final Dividend - Rs. - 13.5000	-
522249	MAYURUNIQ	08-Jul-20	Final Dividend - Rs. - 1.0000	-
517536	ONWARDTEC	08-Jul-20	Final Dividend - Rs. - 1.5000	-
540025	ADVENZYMES	09-Jul-20	Final Dividend - Rs. - 0.6000	-
500010	HDFC	09-Jul-20	Dividend - Rs. - 21.0000	-
541729	HDFCAMC	09-Jul-20	Dividend - Rs. - 28.0000	-
540005	LTI	09-Jul-20	Final Dividend - Rs. - 15.5000	-
532689	PVR	09-Jul-20	Right Issue of Equity Shares	10-Jul-20
511218	SRTRANSFIN	09-Jul-20	Right Issue of Equity Shares	10-Jul-20
500124	DRREDDY	13-Jul-20	Final Dividend - Rs. - 25.0000	-
500123	ELANTAS	13-Jul-20	Final Dividend - Rs. - 5.0000	-
500408	TATAELXSI	13-Jul-20	Final Dividend - Rs. - 16.5000	-
507817	WIREFABR	13-Jul-20	Final Dividend - Rs. - 0.1000	14-Jul-20
542543	INFRATRUST	14-Jul-20	Income Distribution (InvIT)	15-Jul-20
532937	KUANTUM	14-Jul-20	Stock Split From Rs.10/- to Rs.1/-	15-Jul-20
500472	SKFINDIA	14-Jul-20	Special Dividend - Rs. - 130.0000	-

Global Economic Calendar

Date	Curr.	Event	Actual	Forecast	Previous
6-Jul-20	GBP	Construction PMI (Jun)		47	28.9
6-Jul-20	EUR	Sentix Investor Confidence (Jul)		-10.9	-24.8
6-Jul-20	EUR	Retail Sales (YoY) (May)		-7.50%	-19.60%
6-Jul-20	USD	Services PMI (Jun)		46.7	37.5
6-Jul-20	USD	ISM Non-Manufacturing PMI (Jun)		50	45.4
7-Jul-20	JPY	Household Spending (YoY) (May)		-12.20%	-11.10%
7-Jul-20	JPY	Leading Index (MoM) (May)			-7.40%
7-Jul-20	GBP	Halifax House Price Index (YoY)			2.60%
7-Jul-20	USD	JOLTs Job Openings (May)		4.850M	5.046M
8-Jul-20	JPY	Current Account n.s.a. (May)		1.088T	0.263T
8-Jul-20	USD	MBA 30-Year Mortgage Rate			3.29%
9-Jul-20	USD	Consumer Credit (May)		-17.50B	-68.78B
9-Jul-20	GBP	RICS House Price Balance (Jun)		-28%	-32%
9-Jul-20	JPY	Core Machinery Orders (YoY) (May)		-17.10%	-17.70%
9-Jul-20	CNY	CPI (YoY) (Jun)		2.50%	2.40%
9-Jul-20	CNY	PPI (YoY) (Jun)		-3.20%	-3.70%
9-Jul-20	JPY	Machine Tool Orders (YoY)			-52.80%
9-Jul-20	USD	Initial Jobless Claims			1,427K
9-Jul-20	USD	Wholesale Inventories (MoM)		-1.20%	0.30%
10-Jul-20	JPY	PPI (YoY) (Jun)		-1.90%	-2.70%
10-Jul-20	USD	PPI (MoM) (Jun)		0.40%	0.40%

Indian Economic Calendar

Date	Curr.	Event	Actual	Forecast	Previous
10-Jul-20	INR	FX Reserves, USD			506.84B
10-Jul-20	INR	Industrial Production (YoY) (May)		-34.00%	-18.30%

Ashika Stock Broking Limited ("ASBL") started its journey in the year 1994, and is presently offering a wide bouquet of services to its valued clients including broking services, depository services and distributorship of financial products (Mutual funds, IPO & Bonds). It became a "Research Entity" under SEBI (Research Analyst) Regulations 2014 in the year of 2015 (Reg No. INH000000206).

ASBL is a wholly owned subsidiary of Ashika Global Securities (P) Ltd., a RBI registered non-deposit taking NBFC Company. ASHIKA GROUP (details enumerated on our website www.ashikagroup.com) is an integrated financial service provider inter alia engaged in the business of Investment Banking, Corporate Lending, Commodity Broking, Debt Syndication & Other Advisory Services.

There were no significant and material disciplinary actions against ASBL taken by any regulatory authority during last three years except routine matters.

Disclosure

Research reports are being prepared and distributed by ASBL in the sole capacity of being a Research Analyst under SEBI (Research Analyst) Regulations 2014. The following disclosures and disclaimer are an essential part of any Research Report so being distributed.

1. ASBL or its associates, its Research Analysts (including their relatives) may have financial interest in the subject company(ies). And, the said financial interest is not limited to having an open stock market position in /acting as advisor to /having a loan transaction with the subject company(ies) apart from registration as clients.
2. ASBL or its Research Analysts (including their relatives) do not have any actual / beneficial ownership of 1% or more of securities of the subject company(ies) at the end of the month immediately preceding the date of publication of the source research report or date of the concerned public appearance. However ASBL's associates may have actual / beneficial ownership of 1% or more of securities of the subject company(ies).
3. ASBL or its Research Analysts (including their relatives) do not have any other material conflict of interest at the time of publication of the source research report or date of the concerned public appearance. However ASBL's associates might have an actual / potential conflict of interest (other than ownership).
4. ASBL or its associates may have received compensation for investment banking, merchant banking, brokerage services and for other products and services from the subject companies during the preceding 12 months. However, ASBL or its associates or its Research analysts (forming part of Research Desk) have not received any compensation or other benefits from the subject companies or third parties in connection with the research report/ research recommendation. Moreover, Research Analysts have not received any compensation from the companies mentioned in the research report/ recommendation in the past twelve months.
5. The subject companies in the research report/ recommendation may be a client of or may have been a client of ASBL during the twelve months preceding the date of concerned public appearance for investment banking/ merchant banking / brokerage services.
6. ASBL or their Research Analysts have not managed or co-managed public offering of securities for the subject company(ies) in the past twelve months. However ASBL's associates may have managed or co-managed public offering of securities for the subject company(ies) in the past twelve months.
7. Research Analysts have not served as an officer, director or employee of the companies mentioned in the report/ recommendation.
8. Neither ASBL nor its Research Analysts have been engaged in market making activity for the companies mentioned in the report / recommendation.

Disclaimer

The research recommendations and information are solely for the personal information of the authorized recipient and does not construe to be an offer document or any investment, legal or taxation advice or solicitation of any action based upon it. This report is not for public distribution or use by any person or entity, where such distribution, publication, availability or use would be contrary to law, regulation or subject to any registration or licensing requirement. We will not treat recipients as customer by virtue of their receiving this report. The report is based upon the information obtained from public sources that we consider reliable, but we do not guarantee its accuracy or completeness. ASBL shall not be in anyways responsible for any loss or damage that may arise to any such person from any inadvertent error in the information contained in this report. The recipients of this report should rely on their own investigations.