

World Indices	Latest	% Chg	NSE Sect. Indices	Latest	% Chg
Nifty	10802	0.28	NIFTY IT	14285.70	(0.04)
Sensex	35981	0.36	NIFTY BANK	27509.50	0.75
DowJones	23787	1.09	NIFTY 500	9098.65	0.19
Nasdaq	6897	1.08	NIFTY FMCG	30272.00	(0.04)
Hangseng	26596	2.78	NIFTY INFRA	3145.70	(0.02)
Shanghai	2573	1.85	NIFTY AUTO	8859.65	0.45
Nikkei	20467	1.30	NIFTY ENERGY	14106.35	(0.22)
Strait Times	3156	1.05	NIFTY PHARMA	8864.75	1.51
Kospi	2063	1.85	Advances / Declines	BSE	NSE
Taiwan	9713	1.56	Advances	1247	829
FTSE	10804	0.74	Declines	1328	896
CAC	6862	1.15	Unchanged	177	341
DAX	43543	0.52	Total	2752	2066

Nifty Gainers		
Company	Price(Rs)	Chg(%)
SUNPHARMA	448.75	4.17
ICICIBANK	379.30	3.15
SBIN	305.50	3.10
TATAMOTORS	179.95	2.62
YESBANK	191.80	2.48

Nifty Losers		
Company	Price(Rs)	Chg(%)
ZEEL	449.10	(2.99)
UPL	751.00	(1.67)
KOTAKBANK	1228.00	(1.49)
BPCL	350.65	(1.38)
HINDPETRO	247.00	(1.12)

Vol. Shockers	Last Day (Lakh)	2 Wk Avg. (Lakh)	Vol. Ch. (Times)
FSC	1.97	0.0	873
DIXON	0.29	0.0	74
VGUARD	23.30	0.5	48
GRUH	15.06	0.4	42
CARBORUNIV	1.51	0.0	34

Indian Forex	Closing	Chg	% Chg
USD/INR	70.022	0.541	0.78
GBP/INR	89.424	0.829	0.94
EUR/INR	80.158	0.769	0.97
JPY/INR	64.370	0.160	0.25

Precious Metal	Closing	Chg (Rs.)
Gold (Rs/10gm)	31710	47
Silver (Rs/1kg)	38700	0

Commodities	Price	% Chg.
Crude (US\$/BBL)	50.4	3.92
Brent (US\$/BBL)	59.3	3.35
Gold (US/oz)	1285.4	0.10
Silver (US\$/oz)	15.7	0.38
Copper (US\$/MT)	6273.0	0.00
Alum (US\$/MT)	2166.0	4.16
Zinc (US\$/MT)	2632.0	(2.25)

ADR	Cl. Values	% Chg.
ICICI Bank	10.50	(0.10)
HDFC Bank	103.60	(0.50)
Infosys	9.60	0.10
Vedanta Ltd	11.30	(0.10)
Dr. Deddy's Labs	37.30	(0.80)
Wipro	5.10	0.00
Tata Motors	12.50	0.20

## Market Sensor

The S&P 500 jumped to a three-week high on Tuesday, led by Apple, Amazon, Facebook and industrial shares on bets that the United States and China would strike a deal to end their trade war. The Dow Jones Industrial Average jumped 1.09 percent to end at 23,787.45 points, while the S&P 500 gained 0.97 percent to 2,574.41. The Nasdaq Composite added 1.08 percent to 6,897.

The Indian stock market rose for a third straight session on Tuesday even as oil extended rebound and caution prevailed ahead of quarterly earnings from IT majors TCS and Infosys due this week. The benchmark 30-share BSE Sensex rose by 130.77 points or 0.36 percent to 35,980.93, while the broader Nifty index ended up 30.35 points or 0.28 percent at 10,802.15. Yes Bank, Tata Motors, SBI, ICICI Bank and Sun Pharma climbed 2-4 percent in the Nifty pack, while HPCL, BPCL, Kotak Bank, UPL and Zee Entertainment Enterprises dropped 1-3 percent. On Tuesday's trading session, FII sold net Rs 553.78 Cr in cash market whereas, DII bought net Rs. 698.17 Cr in cash segment.

## Global News

❖ The Federal Reserve may only need to raise interest rates once in 2019, Atlanta Fed President Raphael Bostic said on Monday, focusing on business executives' nervousness about the economy and a global slowdown as factors that may hold the U.S. central bank back. (Reuters)

❖ German industrial output unexpectedly fell in November for the third consecutive month, adding to signs that companies in Europe's largest economy are shifting into a lower gear due to mounting risks from abroad. (Reuters)

❖ President Donald Trump on Tuesday expressed longing for the lower interest rates that the Federal Reserve put in place during the 2007-09 recession, saying he could boost the economy if the central bank brought interest rates to zero. (Reuters)

❖ The growth of the global economy is expected to slow to 2.9 percent in 2019 compared with 3 percent in 2018, the World Bank said on Tuesday, citing elevated trade tensions and international trade moderation. (Reuters)

❖ U.S. job openings fell in November, pulled down by sharp declines in construction and other services, but did little to change views that the economy is facing a shortage of workers. (Reuters)

## Economic News

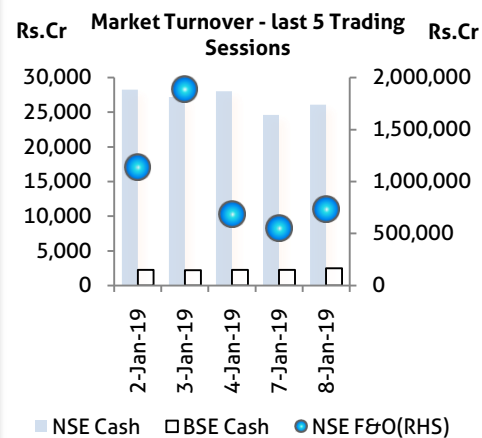
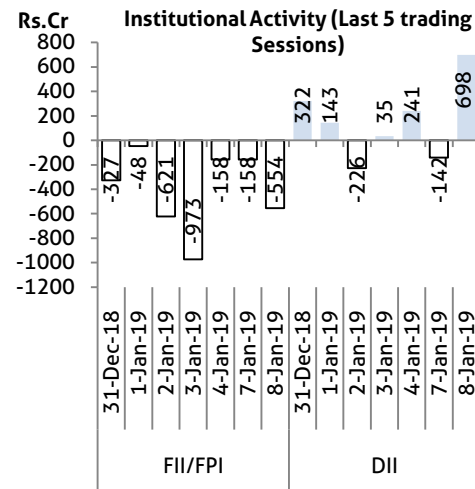
- ❖ The BJD president and Odisha Chief Minister Naveen Patnaik Tuesday attended a sit-in of his party here, demanding increase in minimum support price for paddy and slamming the Modi government for not keeping its promises. (BS)
- ❖ In a major move coming weeks before the country goes into election mode, the Narendra Modi-led government introduced a bill in Lok Sabha that seeks to amend the Constitution to provide 10 per cent reservation in jobs and educational institutions to economically backward section in the general category. (BS)
- ❖ Reserve Bank of India (RBI) Governor Shaktikanta Das said on Monday dealing with issues of liquidity was one of the central bank's biggest priorities. However, any infusion would be strictly based on the need to ensure that it was not seen as "easy money" by the markets. (BS)
- ❖ Officials of micro, small and medium enterprises (MSMEs) who met Reserve Bank of India (RBI) Governor Shaktikanta Das on Monday demanded a time period for loan sanctions, limited collateral by banks, and a green light for buyer's credit. (BS)
- ❖ The Narendra Modi-led central government is seeking at least Rs 23,100 crore in interim dividend from the Reserve Bank of India (RBI) before March 31, as it looks to meet an increasingly difficult fiscal deficit target of 3.3 per cent of the gross domestic product (GDP) for 2018-19. (BS)
- ❖ The income earned by an average Indian doubled in seven years, from Rs 63,642 per year in 2011-12 to Rs 1.25 lakh in 2018-19, the first advance estimates of national income released by the Central Statistics Office (CSO) show. (BS)
- ❖ India's agriculture growth is projected at 3.8 per cent during the 2018-19 financial year, almost 0.4 per cent more than last year. However, the rise isn't expected to fetch any remunerative return for farmers for the second year in a row. (BS)

## Domestic News

- ❖ The Information & Broadcasting Ministry hiked the advertisement rates for print media by 25 percent for a period of three years. The ministry stated that this decision will be of immense benefit to small and medium newspapers.
- ❖ The department of telecommunications (DoT) may ask the Telecom Regulatory Authority of India (Trai) to review its recommendation of 3 per cent flat spectrum usage charge on airwaves to be auctioned in the upcoming sale.
- ❖ Housing sales rose six per cent in 2018 in eight major cities as developers reduced prices and offered indirect discounts to lure customers, property consultant Knight Frank India said in its report.
- ❖ NMDC board approved share-buyback of 10.2 crore shares (3.23 percent of total equity shares) at Rs 98 per share aggregating to Rs 1,000 crore. Record date for buyback set on Jan. 18.
- ❖ Infosys said it was considering share buy-back and special dividend on Jan. 11.
- ❖ NTPC Limited has planned to invest almost Rs 10,300 crore in Greenfield power plants in Uttar Pradesh.
- ❖ Tata Steel said it is in talks to sell south-east Asian assets under NatSteel to China's HeSteel. The report sourced from S&P Global Platts newsletter also stated that the company may also sell its Thailand Operations.

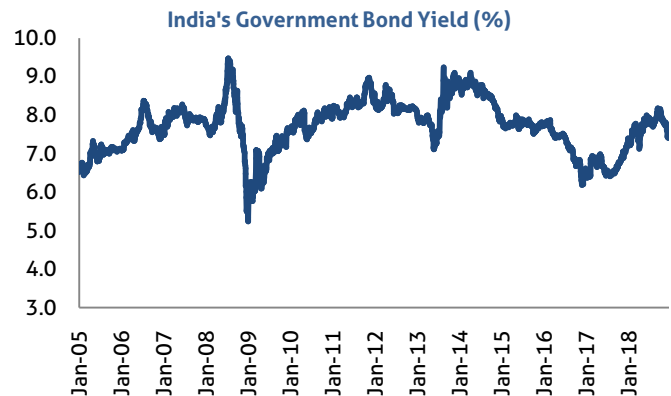
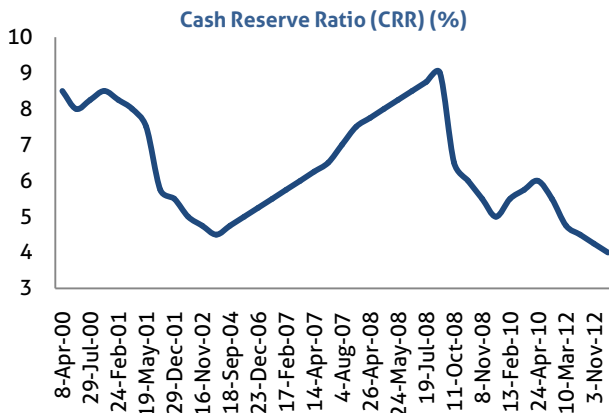
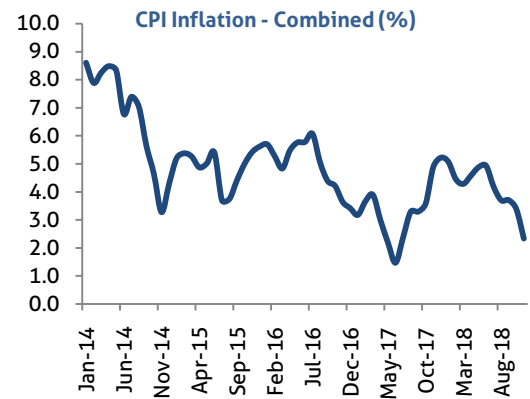
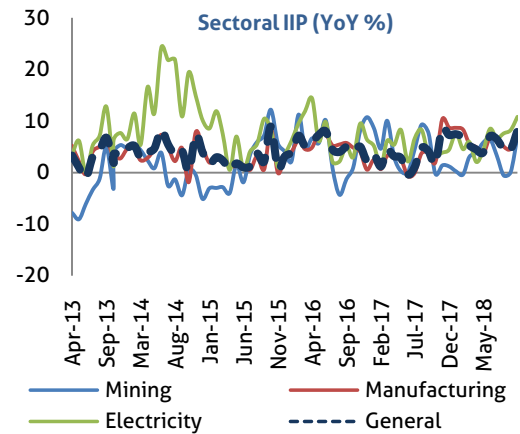
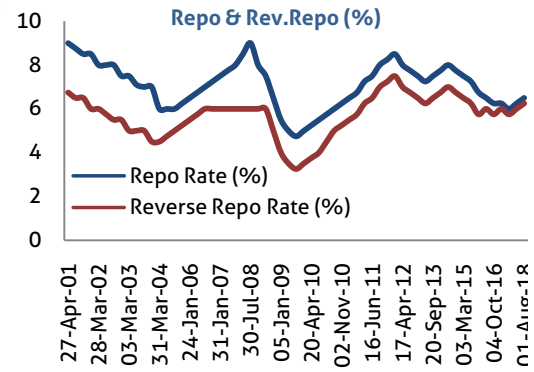
Global Forex	Closing	Chg	% Chg
EUR-USD	1.1448	0.0010	0.08
GBP-USD	108.91	0.1900	0.18
USD-JPY	1.2733	0.0019	0.15

Bond Markets	Closing	Chg
10-yr bond	7.54	-2.60 bps
Interbank call	6.36	-2.02 bps



## Domestic News (Cont...)

- ❖ Tata Steel's standalone sales for third quarter, on a yearly basis, stood at 2.97 million tonnes versus 3.3 million tonnes. Tata Steel Europe Sales at 2.3 million tonnes versus 2.44 million tonnes.
- ❖ JSW Steel reported an increase in production activity for the third quarter of FY19, informed an overall production of 4.23 million tons crude steel during Q3FY19 is 3 per cent higher than its last year.
- ❖ EID Parry December Sugar Operations Update: Domestic sugar sales at 0.28 LMT, domestic sugar exports at 0.14 LMT. Alcohol sold at 97 LL. During the month 7.17 MT of cane was crushed and recovery stood at 10.38 percent.
- ❖ Bharat Dynamics has signed a contract worth almost Rs. 760 crore with the Indian Army for production and supply of anti-tank guided missiles (ATGM) and launchers
- ❖ Kridhan Infra's Singapore arm won sewer construction order worth Rs 168 crore from the Public Utilities Board of Singapore.
- ❖ Hind Rectifiers has bagged orders of Rs. 88.05 crore.
- ❖ Allcargo Logistics' warehousing arm has agreed to lease out a total of 3 million sq ft of space to Walmart-owned Flipkart and sporting goods seller Decathlon, in what is being billed as the single-biggest land-lease deal in the country's warehousing space by volume.
- ❖ Eros International Media's south Asian OTT platform 'Eros Now' entered into a platform and content association agreement with BSNL.
- ❖ After Essar, ArcelorMittal and JSW Steel might find themselves vying for yet another stressed asset Asian Colour Coated Ispat.
- ❖ Macquarie Infrastructure & Real Assets and NTPC are among companies interested in buying some of the renewable energy assets of beleaguered shadow financier Infrastructure Leasing & Financial Services.
- ❖ Oriental Bank of Commerce board approved raising Rs 5,500 crore through issuance of equity shares via preferential allotment to the Government of India.
- ❖ Indian Bank board approved issuing equity shares worth Rs 800 crore under ESOP scheme and said it will raise Rs 3,300 crore via bonds in financial year 2019-20.



## Bulk Deal - NSE

Date	Security Name	Client Name	Buy/Sell	Traded Qty.	Price
8-Jan-19	Ajooni Biotech Limited	NARESH TALWAR	BUY	104000	21.6
8-Jan-19	Jet Airways (India) Ltd.	TOWER RESEARCH CAPITAL MARKETS INDIA PRIVATE LIMITED	BUY	579311	244.3
8-Jan-19	Mohota Industries Ltd.	JHAVERI TRADING AND INVESTMENT PVT. LTD.	BUY	106000	81.5
8-Jan-19	Mohota Industries Ltd.	MITTAL SAMEER	BUY	145060	85.3
8-Jan-19	Reliance Comm. Ltd.	SKYVEIL TRADE SOLUTIONS LLP	BUY	16123432	14.0

## Bulk Deal - BSE

Date	Security Name	Client Name	Buy/Sell	Traded Qty.	Price
8-Jan-19	AKM	GEET INFRACON PRIVATE LIMITED	S	36,000	15.8
8-Jan-19	ASPL	JAYANTILAL HANSRAJ LODHA	S	72,000	27.5
8-Jan-19	ATHARVENT	TRUPTI SHAH	B	137,500	1.8
8-Jan-19	ATHARVENT	JITESH J SHAH HUF	B	137,500	1.8
8-Jan-19	BCP	HANIF AMIR MANJEE	B	565,330	37.4

## Corporate Actions

Scrip Code	Scrip Name	Ex-Date	Purpose	Record Date
524091	ACRYSIL	10-Jan-19	Stock Split From Rs.10/- to Rs.2/-	11-Jan-19
501301	TATAINVEST	10-Jan-19	Buy Back of Shares	11-Jan-19
532380	BABA	14-Jan-19	Buy Back of Shares	15-Jan-19
539398	VISHALBL	14-Jan-19	Interim Dividend - Rs. - 0.5000	15-Jan-19
539336	GUJGAS	15-Jan-19	Stock Split From Rs.10/- to Rs.2/-	16-Jan-19
532540	TCS	17-Jan-19	-	18-Jan-19
532819	MINDTREE	23-Jan-19	-	24-Jan-19
521064	TRIDENT	24-Jan-19	-	25-Jan-19
500550	SIEMENS	28-Jan-19	Dividend - Rs. - 7.0000	-
506642	SADHNANIQ	29-Jan-19	Stock Split From Rs.10/- to Rs.5/-	30-Jan-19
520056	SUNCLAYLTD	31-Jan-19	-	02-Feb-19
533179	PERSISTENT	04-Feb-19	-	05-Feb-19
532424	GODREJCP	05-Feb-19	-	06-Feb-19
531642	MARICO	12-Feb-19	-	13-Feb-19

## Global Economic Calendar

Date	Curr.	Event	Actual	Forecast	Previous
7-Jan-19	EUR	Sentix Investor Confidence (Jan)		-2.8	-0.3
7-Jan-19	EUR	Retail Sales (MoM) (Nov)		0.10%	0.30%
7-Jan-19	USD	Factory Orders (MoM) (Nov)		0.30%	-2.10%
7-Jan-19	USD	ISM Non-Manufacturing PMI (Dec)		59	60.7
8-Jan-19	GBP	Halifax House Price Index (YoY) (Dec)		0.40%	0.30%
8-Jan-19	EUR	Business and Consumer Survey (Dec)		108.4	109.5
8-Jan-19	EUR	Business Climate (Dec)		0.99	1.09
8-Jan-19	EUR	Consumer Confidence (Dec)		-6.2	-6.2
8-Jan-19	EUR	Services Sentiment (Dec)		12.2	13.3
8-Jan-19	EUR	Industrial Sentiment (Dec)		3	3.4
8-Jan-19	USD	Trade Balance (Nov)		-53.80B	-55.50B
8-Jan-19	USD	Consumer Credit (Nov)		18.00B	25.38B
9-Jan-19	EUR	Unemployment Rate (Nov)		8.10%	8.10%
9-Jan-19	USD	MBA 30-Year Mortgage Rate			4.84%
9-Jan-19	CNY	CPI (YoY) (Dec)		2.10%	2.20%
9-Jan-19	CNY	PPI (YoY) (Dec)		1.60%	2.70%
10-Jan-19	JPY	Leading Index			99.6
10-Jan-19	USD	Continuing Jobless Claims			1,740K
10-Jan-19	USD	Goods Trade Balance (Nov)		-75.50B	-77.25B
10-Jan-19	USD	Initial Jobless Claims		225K	231K
10-Jan-19	USD	Construction Spending (MoM) (Nov)		0.20%	-0.10%
10-Jan-19	USD	New Home Sales (MoM)		2.90%	-8.90%
10-Jan-19	USD	Wholesale Inventories (MoM) (Nov)		0.50%	0.80%
10-Jan-19	JPY	Current Account n.s.a. (Nov)		1.384T	1.310T
11-Jan-19	GBP	Construction Output (MoM) (Nov)		0.20%	-0.20%
11-Jan-19	GBP	Industrial Production (YoY) (Nov)		-0.70%	-0.80%
11-Jan-19	GBP	Manufacturing Production (YoY) (Nov)		-0.70%	-1.00%
11-Jan-19	GBP	Trade Balance (Nov)		-11.40B	-11.87B
11-Jan-19	USD	CPI (MoM) (Dec)		-0.10%	0.00%

## Indian Economic Calendar

Date	Curr.	Event	Actual	Forecast	Previous
11-Jan-19	INR	Industrial Production (YoY) (Nov)			8.10%

Ashika Stock Broking Limited ("ASBL") or Research Entity has started its journey in the year 1994 and is engaged in the business of broking services, depository services, distributor of financial products (Mutual fund, IPO & Bonds). This research report has been prepared and distributed by ASBL in the sole capacity of a Research Analyst (Reg No. INH000000206) of SEBI (Research Analyst) Regulations 2014. ASBL is a wholly owned subsidiary of Ashika Global Securities (P) Ltd., a RBI registered non-deposit taking NBFC Company. Ashika group (details is enumerated on our website [www.ashikagroup.com](http://www.ashikagroup.com)) is an integrated financial service provider inter alia engaged in the business of Investment Banking, Corporate Lending, Commodity Broking, Debt Syndication & Other Advisory Services.

There were no significant and material disciplinary actions against ASBL taken by any regulatory authority during last three years.

#### Disclosure

ASBL or its associates, its Research Analysts (including their relatives) may have financial interest in the subject company(ies). However, the said financial interest is not limited to having an open stock market position in /acting as advisor to /having a loan transaction with the subject company(ies) apart from registration as clients.

- 1) ASBL or its Research Analysts (including their relatives) do not have any actual / beneficial ownership of 1% or more of securities of the subject company(ies) at the end of the month immediately preceding the date of publication of this report or date of the public appearance. However ASBL's associates may have actual / beneficial ownership of 1% or more of securities of the subject company(ies).
- 2) ASBL or their Research Analysts (including their relatives) do not have any other material conflict of interest at the time of publication of this research report or date of the public appearance. However ASBL's associates might have an actual / potential conflict of interest (other than ownership).
- 3) ASBL or its associates may have received compensation for investment banking, merchant banking, and brokerage services and for other products and services from the subject companies during the preceding 12 months. However, ASBL or its associates or its Research analysts (forming part of Research Desk) have not received any compensation or other benefits from the subject companies or third parties in connection with the research report. Moreover, Research Analysts have not received any compensation from the companies mentioned herein in the past twelve months.
- 4) ASBL or their Research Analysts have not managed or co-managed public offering of securities for the subject company(ies) in the past twelve months. However ASBL's associates may have managed or co-managed public offering of securities for the subject company(ies) in the past twelve months.
- 5) Research Analysts have not served as an officer, director or employee of the companies mentioned in the report.
- 6) Neither ASBL nor its Research Analysts have been engaged in market making activity for the companies mentioned in the report.

#### Disclaimer

The research recommendation and information herein are solely for the personal information of the authorized recipient and does not construe to be an offer documents or any investment, legal or taxation advice or solicitation of any action based upon it. This report is not for public distribution or use by any person or entity, where such distribution, publication, availability or use would be contrary to law, regulation or subject to any registration or licensing requirement. We will not treat recipients as customer by virtue of their receiving this report. The report is based upon the information obtained from public sources that we consider reliable, but we do not guarantee its accuracy or completeness. ASBL shall not be in anyways responsible for any loss or damage that may arise to any such person from any inadvertent error in the information contained in this report. The recipients of this report should rely on their own investigations.