

World Indices	Latest	% Chg	NSE Sect. Indices	Latest	% Chg
Nifty	10855	0.49	NIFTY IT	14326.05	0.28
Sensex	36213	0.64	NIFTY BANK	27720.40	0.77
DowJones	23879	0.39	NIFTY 500	9127.45	0.32
Nasdaq	6957	0.87	NIFTY FMCG	30577.35	1.01
Hangseng	26272	(0.72)	NIFTY INFRA	3145.80	0.00
Shanghai	2537	(0.27)	NIFTY AUTO	8907.10	0.54
Nikkei	20131	(1.45)	NIFTY ENERGY	14061.00	(0.32)
Strait Times	3155	(0.11)	NIFTY PHARMA	8906.70	0.47
Kospi	2059	(0.26)	Advances / Declines	BSE	NSE
Taiwan	9713	(0.26)	Advances	1108	701
FTSE	10893	0.66	Declines	1490	1009
CAC	6907	0.84	Unchanged	149	356
DAX	43648	0.83	Total	2747	2066

Nifty Gainers		
Company	Price(Rs)	Chg(%)
AXISBANK	671.20	3.12
ITC	291.50	2.55
TATAMOTORS	183.55	2.00
UPL	765.00	1.70
HDFC	1991.30	1.65

Nifty Losers		
Company	Price(Rs)	Chg(%)
HINDPETRO	238.15	(3.95)
GAIL	341.00	(3.84)
BPCL	340.00	(3.40)
YESBANK	186.55	(3.02)
ULTRACEMCO	3810.10	(2.71)

Vol. Shockers	Last Day (Lakh)	2 Wk Avg. (Lakh)	Vol. Ch. (Times)
SUPREMEIND	12.49	0.0	475
SKFINDIA	0.41	0.0	109
TCNSBRANDS	1.39	0.0	67
ISGEC	0.19	0.0	46
PRAJIND	115.84	2.7	42

Indian Forex	Closing	Chg	% Chg
USD/INR	70.442	0.420	0.60
GBP/INR	89.723	0.299	0.33
EUR/INR	80.710	0.552	0.69
JPY/INR	64.710	0.340	0.53

Precious Metal	Closing	Chg (Rs.)
Gold (Rs/10gm)	31826	116
Silver (Rs/1kg)	39000	300

Commodities	Price	% Chg.
Crude (US\$/BBL)	51.7	2.62
Brent (US\$/BBL)	60.9	2.63
Gold (US/oz)	1294.6	0.72
Silver (US\$/oz)	15.8	0.25
Copper (US\$/MT)	6273.0	0.00
Alum (US\$/MT)	2166.0	4.16
Zinc (US\$/MT)	2632.0	(2.25)

ADR	Cl. Values	% Chg.
ICICI Bank	10.50	0.30
HDFC Bank	103.10	0.80
Infosys	9.70	0.00
Vedanta Ltd	11.20	0.10
Dr. Deddy's Labs	36.50	0.40
Wipro	5.10	0.10
Tata Motors	12.80	0.20

Market Sensor

Wall Street rallied for a fourth session on Wednesday, propelled by Apple, chipmakers and other trade-sensitive stocks after signs of progress in trade talks between the United States and China. The Dow Jones Industrial Average rose 0.39 percent to finish at 23,879.12 points, while the S&P 500 gained 0.41 percent to 2,584.96. The Nasdaq Composite added 0.87 percent to 6,957.08.

The Indian stock market extended their winning streak for the fourth straight session on Wednesday, tracking positive global cues as talks between the United States and China extended for a third day. Investors also cheered a World Bank report suggesting that India will retain its position as the fastest growing major economy in 2019-20. The benchmark 30-share BSE Sensex hit as low as 35,863.29 before recovering to finish the session higher by 231.98 points or 0.64 percent at 36,212.91. The broader Nifty index rose by 53 points or 0.49 percent to 10,855.15. HDFC, UPL, Tata Motors, ITC and Axis Bank rallied 2-3 percent in the Nifty pack, while UltraTech, Yes Bank, BPCL, GAIL and HPCL tumbled 3-4 percent.. On Wednesday's trading session, FIIs bought net Rs 276.14 Cr in cash market whereas, DII bought net Rs. 439.67 Cr in cash segment.

Global News

❖ Chinese and U.S. teams ended trade talks in Beijing on Wednesday that lasted longer than expected and officials said details will be released soon, raising hopes an all-out trade war that could badly disrupt the global economy can be avoided. (Reuters)

❖ German Economy Minister Peter Altmaier said on Wednesday that he hoped a Brexit deal would be ratified in time for Britain's planned departure from the European Union in March but it was necessary to keep preparing for a no-deal scenario until then. (Reuters)

❖ Unemployment in the euro zone unexpectedly fell in November to its lowest rate in more than ten years, official estimates released on Wednesday showed. The EU statistics office Eurostat said. Unemployment in the 19-country currency bloc dropped to 7.9 percent in November, the lowest level since October 2008, and below economists' forecasts of an 8.1 percent rate.

❖ The growth of the global economy is expected to slow to 2.9 percent in 2019 compared with 3 percent in 2018, the World Bank said on Tuesday, citing elevated trade tensions and international trade moderation. (Reuters)

Economic News

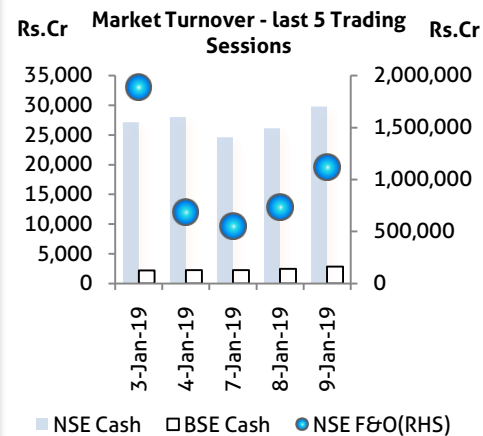
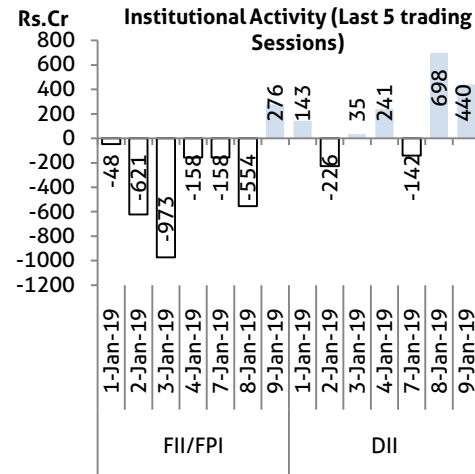
- ❖ The Finance Ministry has come under heavy criticism from the Comptroller and Auditor General of India (CAG) for its use of off-budget financing for capital expenditure needs, as well as to defer subsidy arrears. (BS)
- ❖ India's GDP is expected to grow at 7.3 per cent in the fiscal year 2018-19, and 7.5 per cent in the following two years, the World Bank has forecast, attributing it to an upswing in consumption and investment. (BS)
- ❖ The recovery of evaded indirect taxes shot up in 2018-19, after a low in 2017-18, the year when the goods and services tax (GST) was implemented. Recovery as a percentage of the evaded taxes dropped from 26% in 2016-17 to 14% in 2017-18. (BS)
- ❖ Industry chamber CII has urged the government to double the income tax exemption threshold to Rs 5 lakh and increase the deduction limit under Section 80C to Rs 2.50 lakh to incentivise savings in the Union Budget to be presented on February 1. (BS)
- ❖ In spite of positive outlook for the country's bauxite mining industry, tightening environmental regulations and tribal tensions pose downside risks by slowing new projects, Fitch Solutions said. (BS)
- ❖ India has begun paying Iran for oil in rupees, a senior bank official said on Tuesday, the first such payments since the United States imposed new sanctions against Tehran in November. Washington gave a six-month waiver to eight countries, including India, allowing them to import some Iranian oil. (BS)
- ❖ The Census 2011 told us only 32% of India's rural households had toilets. Other studies showed that a fewer number of those households actually used those toilets. (BS)
- ❖ The Lok Sabha on Tuesday passed a Constitution amendment Bill that seeks to provide 10 per cent quota in jobs and educational institutions, including private-run higher educational institutions, to economically weaker sections from the general category. (BS)

Domestic News

- ❖ Government of India is expected to cut levies on real estate and exempt some small businesses from paying goods and services tax on Jan. 10. Prime Minister Narendra Modi also proposed slashing rates on under-construction apartments to 5 percent from 12 percent. (Bloomberg News)
- ❖ The asset under management (AUM) of the domestic MF increased by 7.5 per cent in the year 2018, however, last month did not see very encouraging numbers. The AUM of domestic mutual fund companies recorded a fall of 4.8 sequentially in the month of December.
- ❖ The domestic pharmaceutical industry bounced back to a nearly double-digit year-on-year growth in 2018 (9.4 per cent), after falling to an eight-year low (5.5 per cent) in the previous year. The industry's size was Rs 1.29 trillion last year.
- ❖ Ashok Leyland bagged orders for 2,580 buses from three state transport undertakings. The company also acquired 12.5 percent additional stake in Ashley Aviation for Rs 25.5 lakh, to increase its holding to 88.75 percent.
- ❖ Adani Enterprises: Government of Andhra Pradesh signed a memorandum of understanding with Adani Group to build Data Center Parks up to 5GW capacities over the next twenty years. Adani Group says that it will invest over Rs 70,000 crore over the afore mentioned time frame.

Global Forex	Closing	Chg	% Chg
EUR-USD	1.1549	0.0009	0.07
GBP-USD	107.92	(0.2200)	(0.21)
USD-JPY	1.2779	(0.0008)	(0.07)

Bond Markets	Closing	Chg
10-yr bond	7.52	-1.70 bps
Interbank call	6.36	0.10 bps



Domestic News (Cont...)

❖ Cochin Shipyard has signed Annual Maintenance Contract (AMC) with Kerala Coastal Police for the repairs and maintenance of 23 coastal interceptor boats. The AMC agreement is for 5 years.

❖ AGC Networks' Singapore arm completed the acquisition of the U.S. based digital solutions provider 'Black Box Corporation'. The company said the combined entity will add \$600 million to the company's revenue and strengthen its presence across more than 25 countries.

❖ NMDC will decide on January 18 the names of shareholders who would be eligible to participate in the company's Rs 1,000-crore share buyback.

❖ Government of Andhra Pradesh signs MoU with Adani Group to build Data Center Parks up to 5 GW capacities in and around Visakhapatnam over the next 20 years.

❖ Vakrangee said that no irregularities were made in the Preliminary Findings reported by the Ministry of Corporate Affairs. But some observations were made in such findings such as whether funds from Franchisee to be considered as Deposits or not and certain disclosure requirement with respect to financials as per Schedule III of the Companies Act, 2013. The company stated that after they give these explanations then Ministry of Corporate Affairs will release the final report.

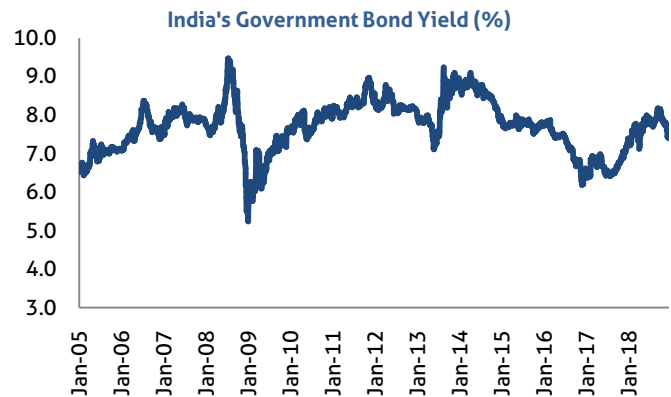
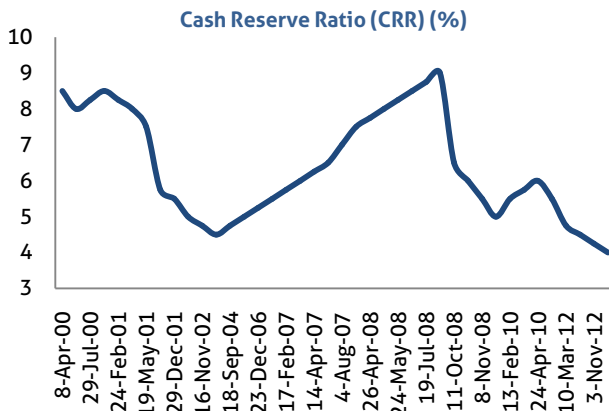
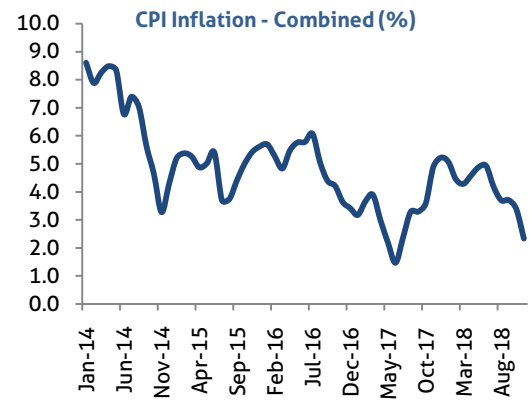
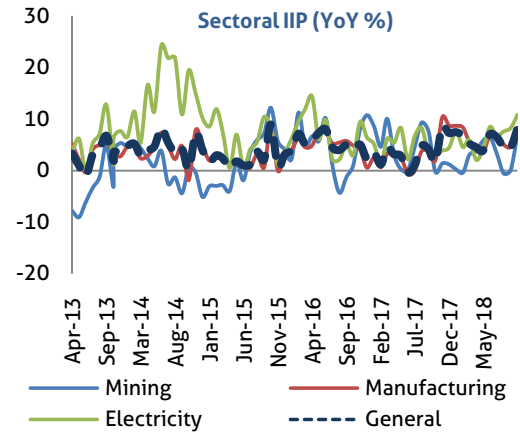
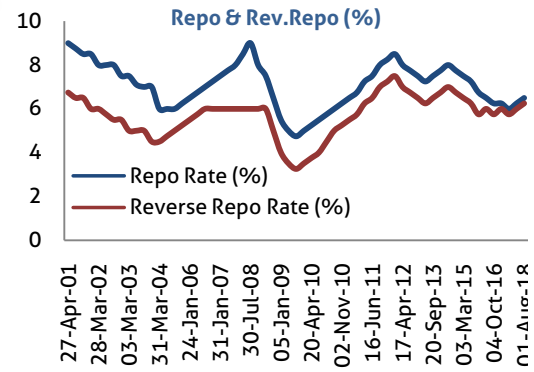
❖ Lupin is recalling over 23,000 bottles of an antibiotic drug in the US for being sub-potent, US Food and Drug Administration (USFDA) said.

❖ HUDCO Loan Sanctions (Dec. 31) were up 2.4 times at Rs 12,116 crore versus Rs 5107 crore on a year to date basis, while loan releases up 66 percent at Rs 18,850 crore versus Rs 7,743 crore.

❖ The merger of two Oil and Natural Gas Corporation (ONGC) subsidiaries — Mangalore Refineries and Petrochemicals (MRPL) and Hindustan Petroleum Corporation (HPCL) — is unlikely to happen in FY19.

❖ Tata Steel BSL board approved issuing non-convertible redeemable preference shares up to Rs 12,000 crore and/or issue convertible preference shares up to Rs 12,000 crore to Tata Steel.

❖ Yes Bank's board of directors said they had finalised names of potential candidates for the position of Managing Director, Chief Executive Officer. They will submit their application on Jan. 10 seeking the Reserve Bank of India's approval.



Bulk Deal - NSE

Date	Security Name	Client Name	Buy/Sell	Traded Qty.	Price
9-Jan-19	Reliance Comm. Ltd.	SKYVEIL TRADE SOLUTIONS LLP	SELL	17131269	13.8
9-Jan-19	Matrimony.Com Limited	SMALL CAP WORLD FUND INC.	SELL	416421	470.0
9-Jan-19	IOI Chem and Pharma Ltd	OREGON PUBLIC EMPLOYEES RETIREMENT SYSTEM	BUY	303706	196.9
9-Jan-19	Shalimar Paints Ltd	ATUL GOEL	SELL	335967	67.4
9-Jan-19	Shalimar Paints Ltd	EQUITY INTELLIGENCE INDIA PRIVATE LIMITED	BUY	300000	67.2

Bulk Deal - BSE

Date	Security Name	Client Name	Buy/Sell	Traded Qty.	Price
9-Jan-19	SUPREMEIND	NALANDA INDIA FUND LIMITED	S	1,200,000	1034.0
9-Jan-19	PRAJIND	GOTHIC CORPORATION	B	4,984,726	133.1
9-Jan-19	FRSHTRP	GIRISH GULATI HUF	S	98,159	179.4
9-Jan-19	VIKASPROP	GOURAV	S	1,000,000	4.1
9-Jan-19	UMIYA	ALPHA LEON ENTERPRISES LLP	B	200,000	12.0

Corporate Actions

Scrip Code	Scrip Name	Ex-Date	Purpose	Record Date
524091	ACRYSIL	10-Jan-19	Stock Split From Rs.10/- to Rs.2/-	11-Jan-19
501301	TATAINVEST	10-Jan-19	Buy Back of Shares	11-Jan-19
532380	BABA	14-Jan-19	Buy Back of Shares	15-Jan-19
539398	VISHALBL	14-Jan-19	Interim Dividend - Rs. - 0.5000	15-Jan-19
539336	GUJGAS	15-Jan-19	Stock Split From Rs.10/- to Rs.2/-	16-Jan-19
526371	NMDC	17-Jan-19	Buy Back of Shares	18-Jan-19
532540	TCS	17-Jan-19	-	18-Jan-19
532819	MINDTREE	23-Jan-19	-	24-Jan-19
521064	TRIDENT	24-Jan-19	-	25-Jan-19
500550	SIEMENS	28-Jan-19	Dividend - Rs. - 7.0000	-
506642	SADHNANIQ	29-Jan-19	Stock Split From Rs.10/- to Rs.5/-	30-Jan-19
520056	SUNCLAYLTD	31-Jan-19	-	02-Feb-19
533179	PERSISTENT	04-Feb-19	-	05-Feb-19
532424	GODREJCP	05-Feb-19	-	06-Feb-19
531642	MARICO	12-Feb-19	-	13-Feb-19

Global Economic Calendar

Date	Curr.	Event	Actual	Forecast	Previous
7-Jan-19	EUR	Sentix Investor Confidence (Jan)		-2.8	-0.3
7-Jan-19	EUR	Retail Sales (MoM) (Nov)		0.10%	0.30%
7-Jan-19	USD	Factory Orders (MoM) (Nov)		0.30%	-2.10%
7-Jan-19	USD	ISM Non-Manufacturing PMI (Dec)		59	60.7
8-Jan-19	GBP	Halifax House Price Index (YoY) (Dec)		0.40%	0.30%
8-Jan-19	EUR	Business and Consumer Survey (Dec)		108.4	109.5
8-Jan-19	EUR	Business Climate (Dec)		0.99	1.09
8-Jan-19	EUR	Consumer Confidence (Dec)		-6.2	-6.2
8-Jan-19	EUR	Services Sentiment (Dec)		12.2	13.3
8-Jan-19	EUR	Industrial Sentiment (Dec)		3	3.4
8-Jan-19	USD	Trade Balance (Nov)		-53.80B	-55.50B
8-Jan-19	USD	Consumer Credit (Nov)		18.00B	25.38B
9-Jan-19	EUR	Unemployment Rate (Nov)		8.10%	8.10%
9-Jan-19	USD	MBA 30-Year Mortgage Rate			4.84%
9-Jan-19	CNY	CPI (YoY) (Dec)		2.10%	2.20%
9-Jan-19	CNY	PPI (YoY) (Dec)		1.60%	2.70%
10-Jan-19	JPY	Leading Index			99.6
10-Jan-19	USD	Continuing Jobless Claims			1,740K
10-Jan-19	USD	Goods Trade Balance (Nov)		-75.50B	-77.25B
10-Jan-19	USD	Initial Jobless Claims		225K	231K
10-Jan-19	USD	Construction Spending (MoM) (Nov)		0.20%	-0.10%
10-Jan-19	USD	New Home Sales (MoM)		2.90%	-8.90%
10-Jan-19	USD	Wholesale Inventories (MoM) (Nov)		0.50%	0.80%
10-Jan-19	JPY	Current Account n.s.a. (Nov)		1.384T	1.310T
11-Jan-19	GBP	Construction Output (MoM) (Nov)		0.20%	-0.20%
11-Jan-19	GBP	Industrial Production (YoY) (Nov)		-0.70%	-0.80%
11-Jan-19	GBP	Manufacturing Production (YoY) (Nov)		-0.70%	-1.00%
11-Jan-19	GBP	Trade Balance (Nov)		-11.40B	-11.87B
11-Jan-19	USD	CPI (MoM) (Dec)		-0.10%	0.00%

Indian Economic Calendar

Date	Curr.	Event	Actual	Forecast	Previous
11-Jan-19	INR	Industrial Production (YoY) (Nov)			8.10%

Ashika Stock Broking Limited ("ASBL") or Research Entity has started its journey in the year 1994 and is engaged in the business of broking services, depository services, distributor of financial products (Mutual fund, IPO & Bonds). This research report has been prepared and distributed by ASBL in the sole capacity of a Research Analyst (Reg No. INH000000206) of SEBI (Research Analyst) Regulations 2014. ASBL is a wholly owned subsidiary of Ashika Global Securities (P) Ltd., a RBI registered non-deposit taking NBFC Company. Ashika group (details is enumerated on our website www.ashikagroup.com) is an integrated financial service provider inter alia engaged in the business of Investment Banking, Corporate Lending, Commodity Broking, Debt Syndication & Other Advisory Services.

There were no significant and material disciplinary actions against ASBL taken by any regulatory authority during last three years.

Disclosure

ASBL or its associates, its Research Analysts (including their relatives) may have financial interest in the subject company(ies). However, the said financial interest is not limited to having an open stock market position in /acting as advisor to /having a loan transaction with the subject company(ies) apart from registration as clients.

- 1) ASBL or its Research Analysts (including their relatives) do not have any actual / beneficial ownership of 1% or more of securities of the subject company(ies) at the end of the month immediately preceding the date of publication of this report or date of the public appearance. However ASBL's associates may have actual / beneficial ownership of 1% or more of securities of the subject company(ies).
- 2) ASBL or their Research Analysts (including their relatives) do not have any other material conflict of interest at the time of publication of this research report or date of the public appearance. However ASBL's associates might have an actual / potential conflict of interest (other than ownership).
- 3) ASBL or its associates may have received compensation for investment banking, merchant banking, and brokerage services and for other products and services from the subject companies during the preceding 12 months. However, ASBL or its associates or its Research analysts (forming part of Research Desk) have not received any compensation or other benefits from the subject companies or third parties in connection with the research report. Moreover, Research Analysts have not received any compensation from the companies mentioned herein in the past twelve months.
- 4) ASBL or their Research Analysts have not managed or co-managed public offering of securities for the subject company(ies) in the past twelve months. However ASBL's associates may have managed or co-managed public offering of securities for the subject company(ies) in the past twelve months.
- 5) Research Analysts have not served as an officer, director or employee of the companies mentioned in the report.
- 6) Neither ASBL nor its Research Analysts have been engaged in market making activity for the companies mentioned in the report.

Disclaimer

The research recommendation and information herein are solely for the personal information of the authorized recipient and does not construe to be an offer documents or any investment, legal or taxation advice or solicitation of any action based upon it. This report is not for public distribution or use by any person or entity, where such distribution, publication, availability or use would be contrary to law, regulation or subject to any registration or licensing requirement. We will not treat recipients as customer by virtue of their receiving this report. The report is based upon the information obtained from public sources that we consider reliable, but we do not guarantee its accuracy or completeness. ASBL shall not be in anyways responsible for any loss or damage that may arise to any such person from any inadvertent error in the information contained in this report. The recipients of this report should rely on their own investigations.