

Morning Report

World Indices	Latest	% Chg	NSE Sect. Indices	Latest	% Chg
Nifty	11323	0.46	NIFTY IT	18057	(0.56)
Sensex	38407	0.59	NIFTY BANK	22227	1.49
DowJones	27687	-0.38	NIFTY FMCG	31768	0.46
Nasdaq	10783	-1.69	NIFTY METAL	2371	1.66
Hangseng	24843	-0.19	NIFTY PHARMA	11772	(1.42)
Shanghai	3304	-1.08	NIFTY AUTO	7630	0.12
Nikkei	22833	0.36	NIFTY ENERGY	15588	0.47
Strait Times	2529	-0.61	NIFTY INFRA	3197	(0.07)
Kospi	2420	0.05	Advances / Declines	BSE	NSE
Taiwan	12654	-0.99	Advances	1579	1058
FTSE	6154	1.71	Declines	1179	833
CAC	5028	2.41	Unchanged	161	92
DAX	12947	2.04	Total	2919	1983

Nifty Gainers		
Company	Price(Rs)	Chg(%)
ZEEL	159.00	5.16
JSWSTEEL	254.85	3.94
AXISBANK	448.00	3.92
BPCL	430.00	3.58
INDUSINDBK	522.10	2.50

Nifty Losers		
Company	Price(Rs)	Chg(%)
SHREECEM	21530.00	(3.87)
TITAN	1068.00	(3.57)
UPL	482.80	(2.33)
CIPLA	779.00	(2.09)
DRREDDY	4599.00	(1.96)

Vol. Shockers	Last Day (Lakh)	2 Wk Avg. (Lakh)	Vol. Ch. (Times)
KELENRG	2.71	0.3	10
INOXLEISUR	76.67	8.1	10
KAJARIACER	6.60	0.9	7
NESCO	1.18	0.2	7
JBCHEPHARM	1.04	0.2	7

Indian Forex	Closing	Chg	% Chg
USD/INR	74.844	(0.034)	(0.05)
GBP/INR	97.783	(0.058)	(0.06)
EUR/INR	87.805	(0.523)	(0.59)
JPY/INR	70.490	(0.300)	(0.42)

Precious Metal	Closing	Chg (Rs.)
Gold (Rs/10gm)	51739	(3210)
Silver (Rs/1kg)	66347	(9122)

Commodities	Price	% Chg.
Crude (US\$/BBL)	41.7	(1.04)
Brent (US\$/BBL)	44.6	(1.22)
Gold (US/oz)	1924.6	(5.66)
Silver (US\$/oz)	25.4	(13.33)
Copper (US\$/MT)	6356.5	(0.10)
Alum (US\$/MT)	1749.5	1.13
Zinc (US\$/MT)	2371.0	0.11

ADR	Cl. Values	% Chg.
ICICI Bank	9.96	0.34
HDFC Bank	46.14	(0.39)
Infosys	12.59	(0.01)
Vedanta	6.63	0.12
Dr. Deddy's Labs	62.30	1.52
Wipro	4.23	0.02
Tata Motors	8.21	0.29

Market Sensor

After turning in a mixed performance for most of the session, the major U.S. stock averages came under pressure late in the trading day on Tuesday. The Dow and the S&P 500 pulled back into negative territory, joining the tech-heavy Nasdaq, which posted a particularly steep loss. The major averages ended the session just off their worst levels of the day. While the Nasdaq tumbled 185.53 points or 1.7 percent to 10,782.83, the Dow fell 104.53 points or 0.4 percent to 27,686.91 and the S&P 500 slid 26.78 points or 0.8 percent to 3,333.69.

Domestic shares advanced on Tuesday, with consistent foreign fund flows on the back of better-than-expected corporate earnings coupled with a sustained increase in coronavirus recoveries helping underpin investor sentiment. Positive cues from Asia and Europe also offered some support after investor sentiment in Germany improved more than expected in August and data showed auto sales in China rose for the fourth straight month. The benchmark S&P BSE Sensex rose 224.93 points, or 0.59 percent, to 38,407.01, while the broader NSE Nifty index ended up 52.35 points, or 0.46 percent, at 11,322.50. On Monday's trading session, FIIs bought net Rs 1013.66 cr in cash market whereas, DII sold net Rs 1415.54 cr in cash segment.

Global News

- ❖ The number of people in work in Britain has suffered the biggest drop since 2009 and signs are growing that the coronavirus will take a heavier toll on the labour market as the government winds down its huge job-protection scheme. (Reuters)
- ❖ China is continuing to buy U.S. goods, particularly commodities, under its Phase 1 trade deal with the United States, despite rising tensions over Hong Kong and other issues, top White House economic adviser Larry Kudlow said on Tuesday. (Reuters)
- ❖ U.S. President Donald Trump's weekend attempt to sidestep stalled congressional negotiations over the next coronavirus aid package will do little to boost the economy, experts said. (Reuters)
- ❖ The U.S. Senate's top Republican and Democrat criticized each others' approach to coronavirus aid on Tuesday, with no word on when talks on a new package might resume and no movement on benefits for tens of millions who lost jobs in the crisis. (Reuters)

Economic News

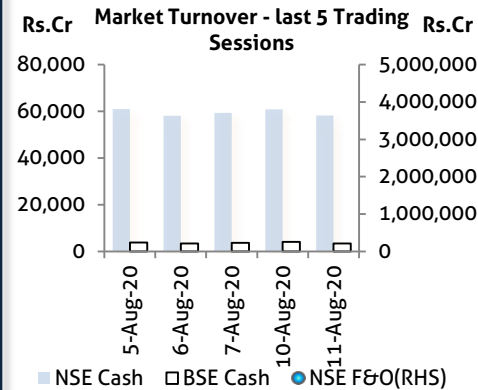
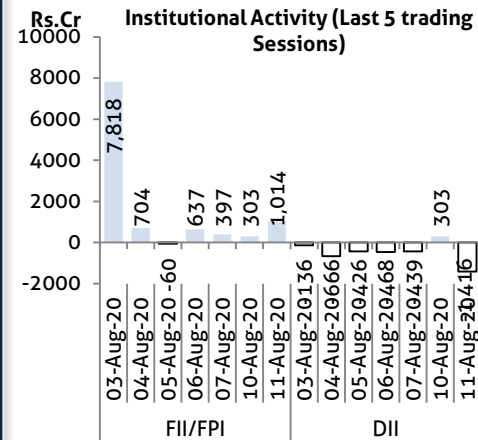
- ❖ The index of industrial production (IIP) contracted by 16.6 per cent in June compared to 33.8 per cent in May and a record 57.6 per cent slide in April. (BS)
- ❖ The government tightened norms for import of certain chemicals, which have the potential to adversely affect the environment. (BS)
- ❖ The finance ministry released Rs 6,195.08 crore to 14 states as the fifth equated monthly instalment of the post devolution revenue deficit grant as recommended by the 15th Finance Commission. (BS)
- ❖ The income-tax (I-T) department unearthed a massive nexus of Chinese companies and individuals that had allegedly created several shell firms to carry out money laundering and hawala transactions of over Rs 1,000 crore. (BS)
- ❖ The Rs 1-trillion Agriculture Infrastructure Fund launched by the government will be crucial in enhancing contribution of the agriculture sector to the country's GDP, especially at a time when it is expected to add to economic stability amid the coronavirus-induced slowdown, according to farmers' body FAIFA. (BS)
- ❖ Industry body CII asked the government to come out with new foreign trade policy at the earliest in view of the Covid-19 outbreak to increase India's shares in the global merchandise exports to 5% by 2025. (BS)
- ❖ With tighter rules for debt recast in place, around 5-8% of overall loans may be restructured compared the 10-15% of loans expected to come under the moratorium by September 2020, according to ICRA. (BS)
- ❖ Amid the government's move to increase tariff on some imports, industry body CII has suggested calibrating import duties carefully. (BS)
- ❖ Amid the global Covid-19 headwinds facing the commercial and industrial sectors, the Uttar Pradesh government has cleared a new investment policy aimed at providing a fillip to industries, especially in the backward Eastern UP and Bundelkhand regions. (BS)
- ❖ As the Emergency Credit Line Guarantee Scheme, specially formed for MSMEs, progresses, the government is considering allowing cooperative banks to lend under it too. (BS)
- ❖ Commerce and Industry Minister Piyush Goyal said India's balance of payments would be "very, very strong" in the current financial year, on the back of higher-than-expected exports and a fall in imports. (BS)

Domestic News

- ❖ Eicher Motors approved sub-division of each existing equity share of face value of Rs 10 each into 10 equity shares of face value of Re 1 each.
- ❖ Lupin has launched generic Zileuton extended-release tablets - used for the treatment of asthma - in the US market.
- ❖ Dr Reddy's Labs gets US FDA nod for generic of cancer drug, Faslodex.
- ❖ Hexaware Tech signed pact with Freshworks to offer digital solutions.
- ❖ Wipro has completed the acquisition of Belgium-based 4C for 68 million euros. The acquisition would strengthen Wipro's position as a leading provider of Salesforce solutions in various markets.
- ❖ HDFC Ltd announced raising more than Rs 14,000 crore through a qualified institutional placement (QIP) issue of equity shares, warrants and bonds.

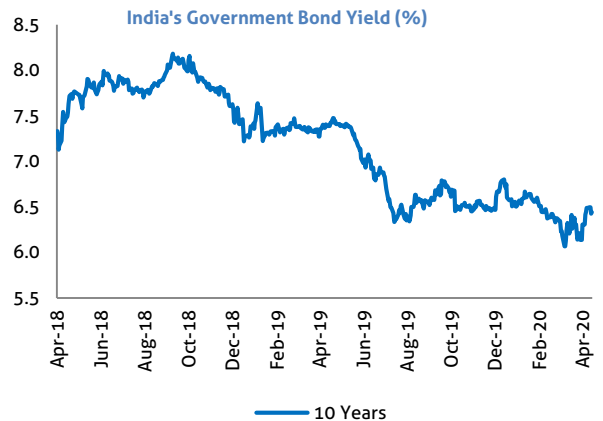
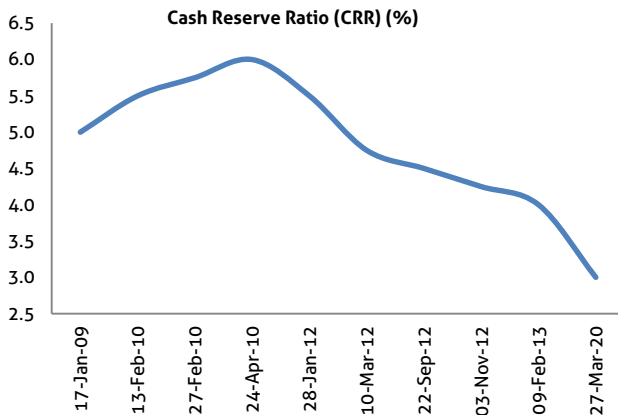
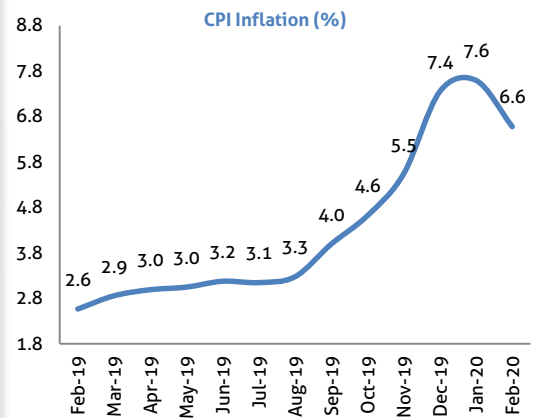
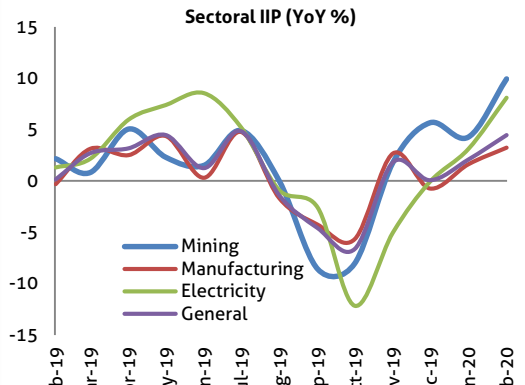
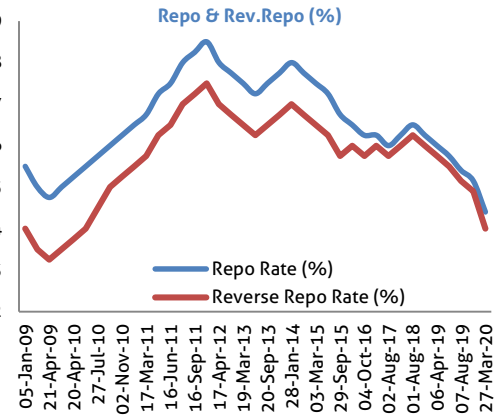
Global Forex	Closing	Chg	% Chg
EUR-USD	1.1740	0.0006	0.05
GBP-USD	1.3056	(0.0012)	(0.09)
USD-JPY	106.65	0.7000	0.67

Bond Markets	Closing	Chg
10-yr bond	5.96	0.50 bps
Interbank call	3.47	3.18 bps



Domestic News (Cont...)

- ❖ Minda Industries sets rights issue price at Rs 250 per share, with rights entitlement ratio of 1:27. The issue will open on August 25 and close on September 8.
- ❖ KRBL received in-principle approval of board for evaluating potential restructuring of energy business.
- ❖ JMC Projects (India) said it has secured new orders worth Rs 1,363 crore. The company has won Rs 1,169-crore building projects order in southern India; while in Bihar, it has won a water supply project of Rs 194 crore.
- ❖ Petronet LNG invoked the force majeure on nine cargoes after COVID-19 lockdown cut offtake by consumers.
- ❖ MPS approved buyback of up to 5,66,666 equity shares at Rs 600 per share, aggregating amount up to Rs 34 crore.
- ❖ IndusInd Bank has sold a portion of the invoked pledged shares of Eveready Industries and McLeod Russel India.
- ❖ The Defence Ministry's Defence Acquisition Council has approved proposals to buy ₹8,722.38 crore worth of military hardware from domestic companies.
- ❖ Gujarat Alkalies and Chemicals said that it has revised the caustic soda plant project (project implemented by GACL and NALCO) from Rs2,000cr to Rs2,300cr.
- ❖ KPI Global Infrastructure received sanction letters for providing financial assistance for 15MW (existing) and 20MW (proposed) solar power project from PFC.
- ❖ Embassy Office Parks REIT board on August 14 to consider and approve availing debt at REIT Trust level by way of issuance of NCDs/ debt securities.
- ❖ Adani Ports board has approved a proposal to raise up to Rs 3,000 crore through issuance of non-convertible debentures (NCDs). The fund will be raised in one or more tranches.
- ❖ Motherson Sumi Systems issued commercial paper of Rs 75 cr.
- ❖ The board of directors of Muthoot Finance has sought shareholders nod to raise its borrowing powers from existing ₹50,000 crore to ₹75,000 crore.
- ❖ Adani Ports & SEZ Board approved raising Rs3,000cr via NCDs.



Bulk Deal - NSE

Date	Security Name	Client Name	Buy/Sell	Traded Qty.	Price
11-Aug-20	La Opala RG Limited	PLUTUS WEALTH MANAGEMENT LLP	BUY	2365156	186.0
11-Aug-20	La Opala RG Limited	WESTBRIDGE CROSSOVER FUND LLC	SELL	2299696	185.0
11-Aug-20	GSS Infotech Limited	ELARA INDIA OPPORTUNITIES FUND LIMITED	SELL	100000	23.9
11-Aug-20	Consolidated Construction	EASTSPRING INVESTMENTS INDIA INFRASTRUCTURE EQUITY OPEN LIMITED	SELL	3187919	0.3
11-Aug-20	Sanco Industries Ltd.	SACHIN GOVINDLAL MODI	BUY	77000	11.1

Bulk Deal - BSE

Date	Security Name	Client Name	Buy/Sell	Traded Qty.	Price
11-Aug-20	INOXLEISUR	INOX BENEFIT TRUST	S	4,350,092	233.0
11-Aug-20	INOXLEISUR	HDFC MUTUAL FUND	B	2,313,764	233.0
11-Aug-20	INOXLEISUR	ABU DHABI INVESTMENT AUTHORITY	B	1,125,000	233.0
11-Aug-20	INOXLEISUR	SKALE MASTER FUND LTD	B	855,092	233.0
11-Aug-20	KELENRG	HENRY JOSEPH PAIS	S	27,000	510.3

Corporate Actions

Scrip Code	Scrip Name	Ex-Date	Purpose	Record Date
511333	VLSFINANCE	-	Dividend - Rs. - 1.5000	-
523716	ASHIANA	10-Aug-20	Final Dividend - Rs. - 0.3000	-
504212	UNIVCABLES	10-Aug-20	Final Dividend - Rs. - 2.0000	-
517015	VINDHYATEL	10-Aug-20	Dividend - Rs. - 10.0000	-
500215	ATFL	11-Aug-20	Final Dividend - Rs. - 3.0000	-
540565	INDIGRID	11-Aug-20	Income Distribution (InvIT)	12-Aug-20
531209	NUCLEUS	11-Aug-20	Interim Dividend - Rs. - 3.0000	12-Aug-20
506579	ORIENTCQ	11-Aug-20	Final Dividend - Rs. - 6.0000	-
532460	PONNIERODE	11-Aug-20	Dividend - Rs. - 4.0000	-
540726	TTFL	11-Aug-20	Bonus issue 14:10	12-Aug-20
505010	AUTOAXLES	12-Aug-20	Final Dividend - Rs. - 0.8000	-
524654	NATCAPSUQ	12-Aug-20	Dividend - Rs. - 0.6000	-
518091	APCL	13-Aug-20	Dividend - Rs. - 5.0000	-
507944	BAJAJST	13-Aug-20	Final Dividend - Rs. - 2.0000	-
532400	BSOFT	13-Aug-20	Final Dividend - Rs. - 1.0000	14-Aug-20
500096	DABUR	13-Aug-20	Final Dividend - Rs. - 1.6000	-
542602	EMBASSY	13-Aug-20	Income Distribution RITES	14-Aug-20
540596	ERIS	13-Aug-20	Interim Dividend - Rs. - 5.5000	14-Aug-20
500495	ESCORTS	13-Aug-20	Final Dividend - Rs. - 2.5000	-
533761	GPTINFRA	13-Aug-20	Final Dividend - Rs. - 1.5000	-
532500	MARUTI	13-Aug-20	Final Dividend - Rs. - 60.0000	-
532555	NTPC	13-Aug-20	Final Dividend - Rs. - 2.6500	14-Aug-20

Global Economic Calendar

Date	Curr.	Event	Actual	Forecast	Previous
10-Aug-20	CNY	CPI (YoY) (Jul)		2.60%	2.50%
10-Aug-20	CNY	PPI (YoY) (Jul)		-2.50%	-3.00%
10-Aug-20	EUR	Sentix Investor Confidence (Aug)		-15.1	-18.2
10-Aug-20	USD	CB Employment Trends Index (Jul)			49
11-Aug-20	GBP	BRC Retail Sales Monitor (YoY) (Jul)			10.90%
11-Aug-20	JPY	Current Account n.s.a. (Jun)		0.110T	1.177T
11-Aug-20	GBP	Claimant Count Change (Jul)		250.0K	-28.1K
11-Aug-20	GBP	Unemployment Rate (Jun)		4.20%	3.90%
11-Aug-20	USD	PPI (MoM) (Jul)		0.30%	-0.20%
12-Aug-20	GBP	Business Investment (QoQ) (Q2)		-2.50%	-0.30%
12-Aug-20	GBP	Construction Output (MoM) (Jun)		15.00%	8.20%
12-Aug-20	GBP	GDP (YoY) (Q2)		-22.50%	-1.70%
12-Aug-20	GBP	Industrial Production (YoY) (Jun)		-13.10%	-20.00%
12-Aug-20	GBP	Trade Balance (Jun)		-4.75B	-2.81B
12-Aug-20	EUR	Industrial Production (YoY) (Jun)		-11.60%	-20.90%
12-Aug-20	USD	OPEC Monthly Report			
12-Aug-20	USD	CPI (MoM) (Jul)		0.30%	0.60%
13-Aug-20	GBP	RICS House Price Balance (Jul)		-5%	-15%
13-Aug-20	JPY	PPI (YoY) (Jul)		-1.10%	-1.60%
13-Aug-20	JPY	Machine Tool Orders (YoY)			-32.00%
13-Aug-20	USD	IEA Monthly Report			
13-Aug-20	USD	Export Price Index (MoM) (Jul)		0.40%	1.40%
13-Aug-20	USD	Import Price Index (MoM) (Jul)		0.50%	1.40%
13-Aug-20	USD	Initial Jobless Claims			1,186K
14-Aug-20	CNY	Industrial Production (YoY) (Jul)		4.70%	4.80%
14-Aug-20	CNY	Retail Sales (YoY) (Jul)		0.30%	-1.80%
14-Aug-20	EUR	GDP (YoY) (Q2)		-15.00%	-15.00%
14-Aug-20	EUR	Trade Balance (Jun)			9.4B
14-Aug-20	USD	Nonfarm Productivity (QoQ) (Q2)		1.50%	-0.90%
14-Aug-20	USD	Retail Sales (MoM) (Jul)		1.80%	7.50%
14-Aug-20	USD	Industrial Production (MoM) (Jul)		3.00%	5.40%
14-Aug-20	USD	Michigan Consumer Sentiment (Aug)		72	72.5

Indian Economic Calendar

Date	Curr.	Event	Actual	Forecast	Previous
11-Aug-20	INR	Industrial Production (YoY) (Jun)		-18.70%	-18.30%
12-Aug-20	INR	CPI (YoY) (Jul)		6.18%	6.09%
14-Aug-20	INR	WPI Inflation (YoY) (Jul)		-1.07%	-1.81%
14-Aug-20	INR	Trade Balance			-0.79B

Ashika Stock Broking Limited ("ASBL") started its journey in the year 1994, and is presently offering a wide bouquet of services to its valued clients including broking services, depository services and distributorship of financial products (Mutual funds, IPO & Bonds). It became a "Research Entity" under SEBI (Research Analyst) Regulations 2014 in the year of 2015 (Reg No. INH000000206).

ASBL is a wholly owned subsidiary of Ashika Global Securities (P) Ltd., a RBI registered non-deposit taking NBFC Company. ASHIKA GROUP (details enumerated on our website www.ashikagroup.com) is an integrated financial service provider inter alia engaged in the business of Investment Banking, Corporate Lending, Commodity Broking, Debt Syndication & Other Advisory Services.

There were no significant and material disciplinary actions against ASBL taken by any regulatory authority during last three years except routine matters.

Disclosure

Research reports are being prepared and distributed by ASBL in the sole capacity of being a Research Analyst under SEBI (Research Analyst) Regulations 2014. The following disclosures and disclaimer are an essential part of any Research Report so being distributed.

1. ASBL or its associates, its Research Analysts (including their relatives) may have financial interest in the subject company(ies). And, the said financial interest is not limited to having an open stock market position in /acting as advisor to /having a loan transaction with the subject company(ies) apart from registration as clients.
2. ASBL or its Research Analysts (including their relatives) do not have any actual / beneficial ownership of 1% or more of securities of the subject company(ies) at the end of the month immediately preceding the date of publication of the source research report or date of the concerned public appearance. However ASBL's associates may have actual / beneficial ownership of 1% or more of securities of the subject company(ies).
3. ASBL or its Research Analysts (including their relatives) do not have any other material conflict of interest at the time of publication of the source research report or date of the concerned public appearance. However ASBL's associates might have an actual / potential conflict of interest (other than ownership).
4. ASBL or its associates may have received compensation for investment banking, merchant banking, brokerage services and for other products and services from the subject companies during the preceding 12 months. However, ASBL or its associates or its Research analysts (forming part of Research Desk) have not received any compensation or other benefits from the subject companies or third parties in connection with the research report/ research recommendation. Moreover, Research Analysts have not received any compensation from the companies mentioned in the research report/ recommendation in the past twelve months.
5. The subject companies in the research report/ recommendation may be a client of or may have been a client of ASBL during the twelve months preceding the date of concerned public appearance for investment banking/ merchant banking / brokerage services.
6. ASBL or their Research Analysts have not managed or co-managed public offering of securities for the subject company(ies) in the past twelve months. However ASBL's associates may have managed or co-managed public offering of securities for the subject company(ies) in the past twelve months.
7. Research Analysts have not served as an officer, director or employee of the companies mentioned in the report/ recommendation.
8. Neither ASBL nor its Research Analysts have been engaged in market making activity for the companies mentioned in the report / recommendation.

Disclaimer

The research recommendations and information are solely for the personal information of the authorized recipient and does not construe to be an offer document or any investment, legal or taxation advice or solicitation of any action based upon it. This report is not for public distribution or use by any person or entity, where such distribution, publication, availability or use would be contrary to law, regulation or subject to any registration or licensing requirement. We will not treat recipients as customer by virtue of their receiving this report. The report is based upon the information obtained from public sources that we consider reliable, but we do not guarantee its accuracy or completeness. ASBL shall not be in anyways responsible for any loss or damage that may arise to any such person from any inadvertent error in the information contained in this report. The recipients of this report should rely on their own investigations.