

Morning Report

World Indices	Latest	% Chg	NSE Sect. Indices	Latest	% Chg
Nifty	11680	-2.43	NIFTY IT	21567	(2.87)
Sensex	39728	-2.61	NIFTY BANK	23072	(3.36)
DowJones	28494	-0.07	NIFTY FMCG	29645	(1.05)
Nasdaq	11714	-0.47	NIFTY METAL	2241	(0.49)
Hangseng	24351	0.80	NIFTY PHARMA	11638	(1.85)
Shanghai	3340	0.23	NIFTY AUTO	7935	(1.19)
Nikkei	23522	0.06	NIFTY ENERGY	14460	(2.00)
Strait Times	2538	0.56	NIFTY INFRA	3044	(2.11)
Kospi	2349	-0.51	Advances / Declines	BSE	NSE
Taiwan	12875	0.37	Advances	796	482
FTSE	5833	-1.73	Declines	1843	1422
CAC	4837	-2.11	Unchanged	151	87
DAX	12704	-2.49	Total	2790	1991

Nifty Gainers		
Company	Price(Rs)	Chg(%)
ASIANPAINT	2079.90	0.41
JSWSTEEL	291.15	0.17
COALINDIA	110.60	0.05

Nifty Losers		
Company	Price(Rs)	Chg(%)
BAJFINANCE	3204.00	(4.98)
TECHM	811.25	(4.43)
ICICIBANK	390.25	(4.07)
INDUSINDBK	598.15	(3.93)
RELIANCE	2203.25	(3.68)

Vol. Shockers	Last Day (Lakh)	2 Wk Avg. (Lakh)	Vol. Ch. (Times)
KALPATPOWR*	4.66	0.7	7
MINDSPACE	4.03	0.8	5
TRANSPEK	0.68	0.2	4
HINDUNILVR	5.24	1.4	4
NESTLEIND	0.12	0.0	4

Indian Forex	Closing	Chg	% Chg
USD/INR	73.456	0.077	0.10
GBP/INR	94.812	(0.950)	(0.99)
EUR/INR	86.274	(0.271)	(0.31)
JPY/INR	69.650	0.000	0.00

Precious Metal	Closing	Chg (Rs.)
Gold (Rs/10gm)	50700	190
Silver (Rs/1kg)	61420	(132)

Commodities	Price	% Chg.
Crude (US\$/BBL)	41.0	(0.24)
Brent (US\$/BBL)	43.2	(0.46)
Gold (US/oz)	1912.4	0.24
Silver (US\$/oz)	24.4	0.12
Copper (US\$/MT)	6683.5	(0.28)
Alum (US\$/MT)	1824.0	(0.65)
Zinc (US\$/MT)	2397.0	(0.04)

ADR	Cl. Values	% Chg.
ICICI Bank	11.13	0.26
HDFC Bank	56.41	0.70
Infosys	16.36	0.64
Vedanta	5.23	(0.11)
Dr. Deddy's Labs	69.81	(0.23)
Wipro	5.11	(0.18)
Tata Motors	8.92	(0.16)

Market Sensor

After moving sharply lower in early trading, stocks showed a significant recovery attempt over the course of the session on Thursday. The major averages climbed well off their worst levels of the day but still ended the day in negative territory. While the Dow plunged by more than 330 points in early trading, the blue chip index ended the day down just 19.80 points or 0.1 percent to 28,494.20. The Nasdaq fell 54.86 points or 0.5 percent to 11,713.87 and the S&P 500 dipped 5.33 points or 0.2 percent to 3,483.34.

Domestic shares ended deep in the red on Thursday, tracking weak global cues amid uncertainty over U.S. fiscal stimulus and renewed restrictions in European countries to stem the possible second wave of coronavirus infections. Closer home, credit rating agency Moody's Investors Service said today that India's fiscal position "remains very weak" and that the government's latest fiscal stimulus measures will have a minimal impact on the country's growth prospects. The benchmark S&P BSE Sensex fell as much as 1,066.33 points, or 2.61 percent, to 39,728.41, snapping a ten-day winning streak. The broader NSE Nifty index ended down 290.70 points, or 2.43 percent, at 11,680.35. On Thursday's trading session, FII sold net Rs 604.07 cr in cash market whereas, DII sold net Rs 808.29 cr in cash segment.

Global News

❖ The United States and China needed to keep up strong stimulus to help speed the global economy's recovery from the novel coronavirus pandemic, International Monetary Fund Managing Director Kristalina Georgieva said on Thursday. (Reuters)

❖ The number of Americans filing new claims for jobless benefits rose to a two-month high last week, stoking fears the COVID-19 pandemic was inflicting lasting damage to the labor market. (Reuters)

❖ Financial leaders from the Group of 20 major economies on Wednesday underscored the urgent need to bring the spread of the coronavirus pandemic under control, and vowed to "do whatever it takes" to support the global economy and financial stability. (Reuters)

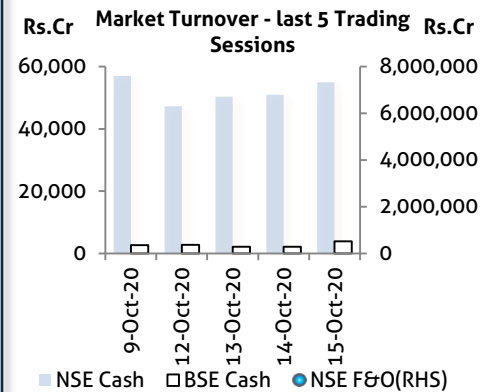
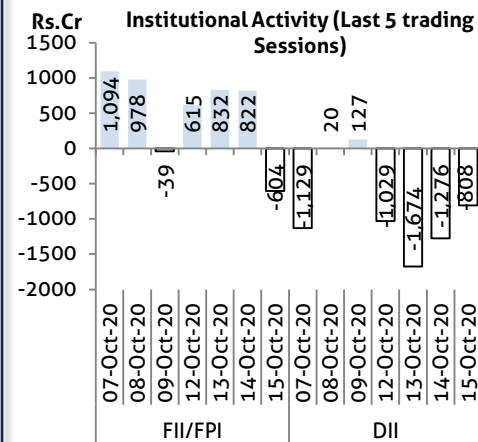
❖ Global finance leaders on Tuesday said the world economy had escaped a coronavirus-triggered collapse so far, but warned that failure to conquer the pandemic, maintain stimulus and tackle mounting debt among poor nations could crush a fragile recovery. (Reuters)

Economic News

- ❖ India's second round of stimulus package will provide limited support to growth and highlights budgetary constraint to back the economy during a very sharp contraction, rating agency Moody's said on Thursday. (BS)
- ❖ Calling for continued vigilance and a high state of preparedness against the Covid-19 pandemic, Prime Minister Narendra Modi directed health authorities to scale up Covid-19 testing and sero-surveys. (BS)
- ❖ With the Centre deciding to borrow Rs 1.1 trillion on behalf of states to help them meet the GST revenue shortfall, the government on Thursday issued a fresh borrowing plan by including the additional amount in its calendar for the second half. (BS)
- ❖ Finance Minister Nirmala Sitharaman on Thursday said V-shaped pattern of recovery is being seen in several high-frequency indicators, driven by various measures taken by the government to revive economic growth, hit hard by the outbreak of Covid-19 pandemic. (BS)
- ❖ The Atmanirbhar Bharat Abhiyan package is aimed at making India a global hub of manufacturing and services, Minister of State for Finance Anurag Singh Thakur said on Thursday. (BS)
- ❖ Taxpayers having an annual turnover of over Rs 5 crore in 2019-20 will not be able to move goods worth more than Rs 50,000 from Thursday if at least two of their summary input-output returns are pending. (BS)
- ❖ Indian banking sector needs to use emerging technologies such as Artificial Intelligence and machine learning for corporate loans for quality lending, Chief Economic Advisor Subramanian said. (BS)
- ❖ After contracting for six straight months, India's exports rose 5.99 per cent to \$27.58 billion in September on account of growth in shipments of drugs and pharmaceuticals and readymade garments, as per the government data released on Thursday. (BS)
- ❖ The farm sector has been a star performer in India's pandemic-hit economy, with 3.4 per cent growth in April-June quarter of 2020-21 fiscal, Minister of State for Agriculture Parshottam Rupala said. (BS)
- ❖ About 62.42 lakh tonne of kharif paddy worth Rs 11,785 crore was purchased at the minimum support price (MSP) from 5.33 lakh farmers in the last 19 days, the food ministry said on Thursday. (BS)

Global Forex	Closing	Chg	% Chg
EUR-USD	1.1703	(0.0041)	(0.35)
GBP-USD	1.2900	(0.0111)	(0.85)
USD-JPY	105.44	0.2900	0.28

Bond Markets	Closing	Chg
10-yr bond	5.97	0.30 bps
Interbank call	3.41	1.73 bps

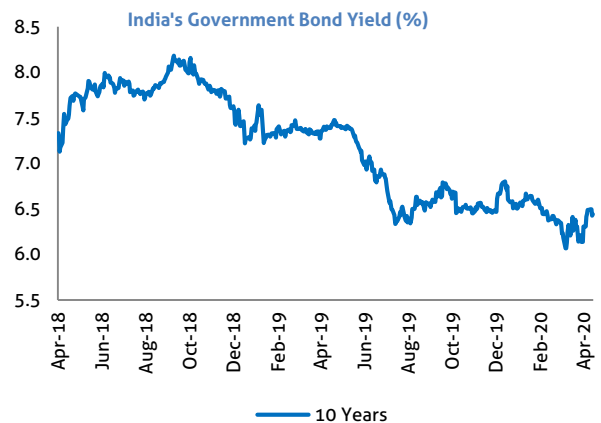
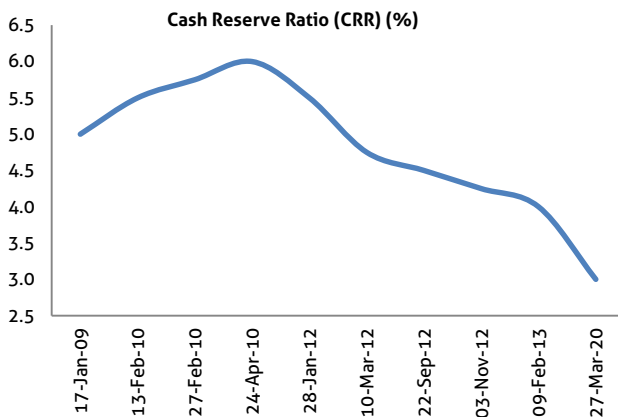
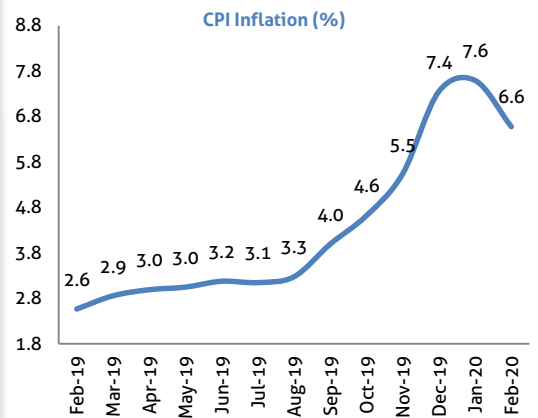
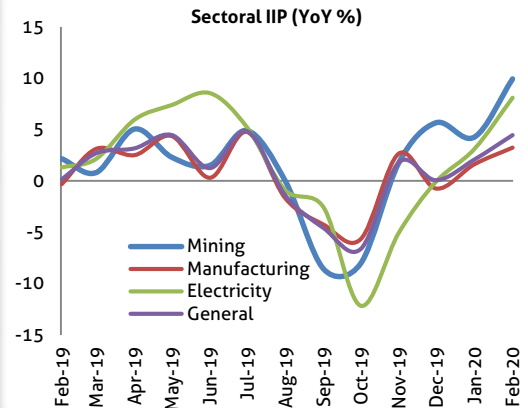
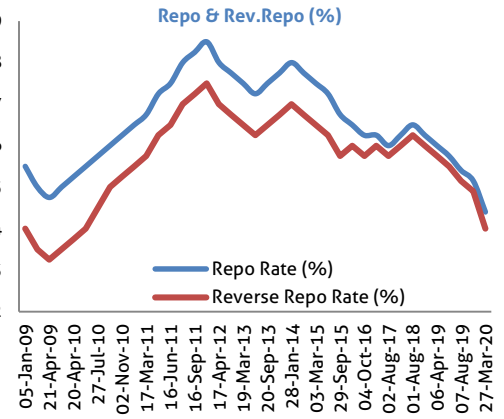


Domestic News

- ❖ HCL Tech will announce its September quarter earnings today. The company's management had earlier said it expects revenue and the operating margin for the quarter to be "meaningfully better".
- ❖ The government on October 15, 2020, banned imports of air conditioners with refrigerants intending to promote domestic manufacturing and cut imports of non-essential items.
- ❖ The country's biggest institutional investor Life Insurance Corporation of India (LIC) is keen to divest its stake in IDBI Bank, ET NOW reported quoting government sources.
- ❖ Tech Mahindra has formed a 50:50 joint venture with Japan's Sumitomo Corp. The JV will provide engineering services to the automotive sector.
- ❖ AstraZeneca Pharma India will launch its Acalabrutinib 100 mg capsules, used for treatment of various types of blood cancers, under the brand name 'Calquence' in the country on October 21.
- ❖ Persistent Systems enters into an agreement to acquire Palo Alto-based CAPIOT.

Domestic News (Cont...)

- ❖ Sterling and Wilson has signed a contract to construct a solar PV battery storage and diesel genset-based hybrid power plant in Niger in West Africa.
- ❖ Bharti Airtel said shares of its subsidiary Nxtra Data have been issued to CA Cloud Investments, an affiliated entity of Carlyle Asia Partners, following CCI nod to the recently-announced deal.
- ❖ Hero Motocorp has launched its new Pleasure+ Platinum scooter model, priced at Rs 60,950 (ex-showroom Delhi).
- ❖ Reliance Retail Ventures Limited, a subsidiary of Reliance Industries received subscription amounts of Rs 6247.50 from MIC Redwood 1 RSC Limited (Mubadala) and Rs 5512.50 crore from Platinum Owl C 2018 RSC Limited (acting in its capacity as trustee of 'Platinum Jasmine A 2018 Trust') (ADIA).
- ❖ On the back of "a much-more-than-expected recovery in demand since the past two months", LIC Housing Finance expects a bumper festival season as it eyes loan growth to be in double-digits, according to a report by PTI.
- ❖ Natco Pharma aims to launch around 10 new products every year in the Indian market. During the year, Natco spent ₹349 crore on capital expenditure, a majority of which was used to enhance capabilities of their manufacturing facilities.
- ❖ RITES Ltd has picked up a 24% stake in Indian Railway Stations Development Corporation (IRSDC), a JV between Rail Land Development Authority and IRCON, infusing ₹48 crore as additional capital.
- ❖ Dhanuka Agritech Buyback to open on October 20 and close on November 2.
- ❖ India Ratings & Research reaffirmed ratings of Indian Bank's outstanding Tier II bonds.
- ❖ IndiaMart InterMesh clarified that there was no discussion with Tata Group for any investment opportunities and the reports were incorrect and purely speculative in nature.
- ❖ The Board of Directors of Lakshmi Vilas Bank (LVB) approved raising of funds up to Rs 500 crore through issue of equity shares or such other securities by way of rights issue.
- ❖ CreditAccess Grameen to issue non-convertible debentures (NCDs) worth Rs 100 crore



Bulk Deal - NSE

Date	Security Name	Client Name	Buy/Sell	Traded Qty.	Price
15-Oct-20	Jump Networks Limited	CHOTALIA KAMLESH MAGANLAL	SELL	985650	94.4
15-Oct-20	Likhitha Infrastruc Ltd	HET FINANCE PRIVATE LIMITED	BUY	550000	131.1
15-Oct-20	Likhitha Infrastruc Ltd	HSQUARE GLOBETRADE LLP	SELL	550000	131.1
15-Oct-20	AAA Technologies Limited	NIKUNJ ANILKUMAR MITTAL	BUY	174000	42.8
15-Oct-20	Globe Textiles (I) Ltd.	MARFATIA NISHIL SURENDRA	SELL	72230	55.0

Bulk Deal - BSE

Date	Security Name	Client Name	Buy/Sell	Traded Qty.	Price
15-Oct-20	LLOYDSME	OM HARI MAHABIR HALAN HUF	B	1,508,607	11.0
15-Oct-20	SAGARPROD	TALISMAN SECURITIES PRIVATE LIMITED	S	814,000	5.9
15-Oct-20	PRAVEG	SHAILESHKUMAR HANSRAJBHAI PATEL	S	48,355	53.7
15-Oct-20	GMPL	NITU TRADING COMPANY LIMITED	B	15,200	167.6
15-Oct-20	REGENCY	AMANDEEP SINGH	S	83,020	29.4

Corporate Actions

Scrip Code	Scrip Name	Ex-Date	Purpose	Record Date
539017	ASHFL	15-Oct-20	Dividend - Rs. - 0.1000	-
531278	ELIXIR	15-Oct-20	Final Dividend - Rs. - 1.2500	-
507514	SDBL	15-Oct-20	Stock Split From Rs.10/- to Rs.5/-	16-Oct-20
539402	VAL	15-Oct-20	Bonus issue 3:5	17-Oct-20
543172	COSPOWER	16-Oct-20	Final Dividend - Rs. - 1.2000	-
505712	HIMTEK	16-Oct-20	Dividend - Rs. - 0.2000	19-Oct-20
542830	IRCTC	19-Oct-20	Final Dividend - Rs. - 2.5000	20-Oct-20
533181	ISFT	21-Oct-20	Dividend - Rs. - 1.0000	-
505230	CIMMCO	22-Oct-20	Amalgamation	23-Oct-20
532281	HCLTECH	22-Oct-20	Interim Dividend	24-Oct-20
532348	SUBEX	22-Oct-20	Reduction of Capital	23-Oct-20
500209	INFY	23-Oct-20	Interim Dividend - Rs. - 12.0000	26-Oct-20
532035	UNISTRMU	23-Oct-20	E.G.M.	-
540115	LTTS	26-Oct-20	Interim Dividend	27-Oct-20
532819	MINDTREE	26-Oct-20	Interim Dividend - Rs. - 7.5000	27-Oct-20
530117	PRIVISCL	26-Oct-20	Dividend - Rs. - 1.5000	-
540005	LTI	27-Oct-20	Interim Dividend	28-Oct-20
500820	ASIANPAINT	28-Oct-20	Interim Dividend	30-Oct-20
526829	CONFIPET	28-Oct-20	Final Dividend - Rs. - 0.0750	-
517514	DHINDIA	28-Oct-20	E.G.M.	-
500150	FOSECOIND	28-Oct-20	Interim Dividend	30-Oct-20
505255	GMM	28-Oct-20	Interim Dividend	29-Oct-20

Global Economic Calendar

Date	Curr.	Event	Actual	Forecast	Previous
12-Oct-20	JPY	Core Machinery Orders (YoY) (Aug)		-15.60%	-16.20%
12-Oct-20	JPY	PPI (YoY) (Sep)		-0.50%	-0.50%
13-Oct-20	GBP	Claimant Count Change (Sep)		80.0K	73.7K
13-Oct-20	GBP	Unemployment Rate (Aug)		4.30%	4.10%
13-Oct-20	EUR	ZEW Economic Sentiment (Oct)			73.9
13-Oct-20	USD	CPI (MoM) (Sep)		0.20%	0.40%
13-Oct-20	CNY	Trade Balance (USD) (Sep)		59.98B	58.93B
13-Oct-20	USD	Federal Budget Balance (Sep)		-124.0B	-200.0B
14-Oct-20	JPY	Industrial Production (MoM)			1.70%
14-Oct-20	EUR	Industrial Production (YoY) (Aug)		-7.10%	-7.70%
14-Oct-20	USD	PPI (MoM) (Sep)		0.20%	0.30%
15-Oct-20	CNY	CPI (YoY) (Sep)		1.80%	2.40%
15-Oct-20	CNY	PPI (YoY) (Sep)		-1.80%	-2.00%
15-Oct-20	USD	Export Price Index (MoM) (Sep)		0.40%	0.50%
15-Oct-20	USD	Import Price Index (MoM) (Sep)		0.30%	0.90%
15-Oct-20	USD	Initial Jobless Claims			840K
15-Oct-20	USD	NY Empire State Manufacturing Index (Oct)		15	17
15-Oct-20	USD	Philadelphia Fed Manufacturing Index (Oct)		15	15
16-Oct-20	JPY	National Core CPI (YoY) (Sep)		-0.40%	-0.40%
16-Oct-20	EUR	CPI (YoY) (Sep)		-0.30%	-0.20%
16-Oct-20	EUR	HICP ex Energy & Food (YoY) (Sep)		0.40%	0.40%
16-Oct-20	EUR	Trade Balance (Aug)			27.9B
16-Oct-20	USD	Retail Sales (MoM) (Sep)		0.60%	0.60%
16-Oct-20	USD	Industrial Production (MoM) (Sep)		0.60%	0.40%
16-Oct-20	USD	Michigan Consumer Sentiment (Oct)		81	80.4

Indian Economic Calendar

Date	Curr.	Event	Actual	Forecast	Previous
12-Oct-20	INR	CPI (YoY) (Sep)		6.88%	6.69%
12-Oct-20	INR	Industrial Production (YoY) (Aug)		-7.50%	-10.40%
14-Oct-20	INR	WPI Inflation (YoY) (Sep)		0.78%	0.16%
15-Oct-20	INR	Trade Balance			-2.91B
16-Oct-20	INR	FX Reserves, USD			545.64B

Ashika Stock Broking Limited ("ASBL") started its journey in the year 1994, and is presently offering a wide bouquet of services to its valued clients including broking services, depository services and distributorship of financial products (Mutual funds, IPO & Bonds). It became a "Research Entity" under SEBI (Research Analyst) Regulations 2014 in the year of 2015 (Reg No. INH000000206).

ASBL is a wholly owned subsidiary of Ashika Global Securities (P) Ltd., a RBI registered non-deposit taking NBFC Company. ASHIKA GROUP (details enumerated on our website www.ashikagroup.com) is an integrated financial service provider inter alia engaged in the business of Investment Banking, Corporate Lending, Commodity Broking, Debt Syndication & Other Advisory Services.

There were no significant and material disciplinary actions against ASBL taken by any regulatory authority during last three years except routine matters.

Disclosure

Research reports are being prepared and distributed by ASBL in the sole capacity of being a Research Analyst under SEBI (Research Analyst) Regulations 2014. The following disclosures and disclaimer are an essential part of any Research Report so being distributed.

1. ASBL or its associates, its Research Analysts (including their relatives) may have financial interest in the subject company(ies). And, the said financial interest is not limited to having an open stock market position in /acting as advisor to /having a loan transaction with the subject company(ies) apart from registration as clients.
2. ASBL or its Research Analysts (including their relatives) do not have any actual / beneficial ownership of 1% or more of securities of the subject company(ies) at the end of the month immediately preceding the date of publication of the source research report or date of the concerned public appearance. However ASBL's associates may have actual / beneficial ownership of 1% or more of securities of the subject company(ies).
3. ASBL or its Research Analysts (including their relatives) do not have any other material conflict of interest at the time of publication of the source research report or date of the concerned public appearance. However ASBL's associates might have an actual / potential conflict of interest (other than ownership).
4. ASBL or its associates may have received compensation for investment banking, merchant banking, brokerage services and for other products and services from the subject companies during the preceding 12 months. However, ASBL or its associates or its Research analysts (forming part of Research Desk) have not received any compensation or other benefits from the subject companies or third parties in connection with the research report/ research recommendation. Moreover, Research Analysts have not received any compensation from the companies mentioned in the research report/ recommendation in the past twelve months.
5. The subject companies in the research report/ recommendation may be a client of or may have been a client of ASBL during the twelve months preceding the date of concerned public appearance for investment banking/ merchant banking / brokerage services.
6. ASBL or their Research Analysts have not managed or co-managed public offering of securities for the subject company(ies) in the past twelve months. However ASBL's associates may have managed or co-managed public offering of securities for the subject company(ies) in the past twelve months.
7. Research Analysts have not served as an officer, director or employee of the companies mentioned in the report/ recommendation.
8. Neither ASBL nor its Research Analysts have been engaged in market making activity for the companies mentioned in the report / recommendation.

Disclaimer

The research recommendations and information are solely for the personal information of the authorized recipient and does not construe to be an offer document or any investment, legal or taxation advice or solicitation of any action based upon it. This report is not for public distribution or use by any person or entity, where such distribution, publication, availability or use would be contrary to law, regulation or subject to any registration or licensing requirement. We will not treat recipients as customer by virtue of their receiving this report. The report is based upon the information obtained from public sources that we consider reliable, but we do not guarantee its accuracy or completeness. ASBL shall not be in anyways responsible for any loss or damage that may arise to any such person from any inadvertent error in the information contained in this report. The recipients of this report should rely on their own investigations.