

Equity	Latest	% Chg	NSE Sect. Indices	Latest	% Chg
Nifty	10526	(0.21)	NIFTY IT	13124.00	(0.29)
Sensex	34332	(0.18)	NIFTY BANK	25102.30	(0.92)
DowJones	24748	(0.16)	NIFTY 500	9311.60	(0.20)
Nasdaq	7295	0.19	NIFTY FMCG	28016.85	1.74
Hangseng	30767	1.59	NIFTY INFRA	3464.00	0.12
Shanghai	3121	0.95	NIFTY AUTO	11411.80	(0.53)
Nikkei	22309	0.68	NIFTY ENERGY	13696.10	(0.40)
Strait Times	3602	1.25	NIFTY PHARMA	8790.00	(0.43)
Kospi	2489	0.37	Advances / Declines	BSE	NSE
Taiwan	10961	1.04	Advances	1101	691
FTSE	7317	1.26	Declines	1563	1108
CAC	5380	0.50	Unchanged	145	100
DAX	12591	0.04	Total	2809	1899

Nifty Gainers		
Company	Price(Rs)	Chg(%)
ITC	276.50	3.33
WIPRO	293.00	2.90
ULTRACEMCO	4007.00	2.29
ZEEL	588.25	2.22
GAIL	332.20	2.01

Nifty Losers		
Company	Price(Rs)	Chg(%)
HINDPETRO	320.05	(3.03)
AXISBANK	517.70	(2.76)
TITAN	977.80	(1.98)
LUPIN	790.95	(1.75)
TECHM	658.00	(1.54)

Vol. Shockers	Last Day (Lakh)	2 Wk Avg. (Lakh)	Vol. Ch. (Times)
TIINDIA	9.97	1.0	10
VAKRANGEE	170.53	18.3	9
ERIS	5.84	0.6	9
INDOCO	4.41	0.5	9
APARINDS	1.76	0.2	9

Indian Forex	Closing	Chg	% Chg
USD/INR	65.681	0.069	0.11
GBP/INR	93.984	(0.223)	(0.24)
EUR/INR	81.300	(0.020)	(0.02)
JPY/INR	61.210	(0.140)	(0.23)

Precious Metal	Closing	Chg (Rs.)
Gold (Rs/10gm)	31269	211
Silver (Rs/1kg)	39500	500

Commodities	Price	% Chg.
Crude (US\$/BBL)	68.7	2.80
Brent (US\$/BBL)	73.8	2.59
Gold (US/oz)	1352.4	0.39
Silver (US\$/oz)	17.2	2.69
Copper (US\$/MT)	6936.0	2.24
Alum (US\$/MT)	2528.5	6.44
Zinc(US\$/MT)	3186.5	2.30

ADR	Cl. Values	% Chg.
ICICI Bank	8.70	1.50
HDFC Bank	97.50	1.40
Infosys	17.00	(0.80)
Tata Steel Ltd	17.90	0.10
Dr. Deddy's Labs	32.50	0.20
Wipro	5.30	0.80
Tata Motors	26.20	(1.80)

Market Sensor

US market rose on Wednesday as some of the biggest U.S. companies reported strong quarterly results, lifting investor sentiment. Dow Jones Industrial Average was down 0.16% or 38.56 points at 24748.07. Nasdaq Composite was up 0.19% or 14.14 points at 7295.24 Standard & Poor's 500 was up 0.08% or 2.25 points at 2708.64

Indian Equity market after nine straight sessions of gains took a breather, closing marginally in the red, largely led by some profit taking. Banking stocks were major losers that pulled down market while FMCG stocks held market to prevent a major fall. Rising oil price, USDINR and 10-Year G-Sec Yield have a negative sentiment in the market. Nifty ended the previous day with a decline of 0.21% or 22.50 points 10526.20. On Wednesday's trading session, FII's sold Rs.915.71 Cr in cash market and bought Rs.1668.21 Cr in derivative segment. Whereas, DII bought net Rs.869.7 Cr in cash segment.

Global News

❖ President Donald Trump struck a hopeful note about U.S. trade with Japan on Wednesday at a lunch with the Asian nation's prime minister, Shinzo Abe, saying he thought the United States would soon be able to trim its trade deficit with the country. (BS)

❖ China's better-than-expected economic expansion in the first quarter was backed by a pickup in construction and industry, while a slowdown in the services and agriculture sectors dragged on growth, official data showed on Wednesday. (BS)

❖ British inflation unexpectedly cooled to a one-year low in March, according to figures that raise some doubts over bets the Bank of England will raise interest rates in May. (BS)

❖ China's international trade representative held a series of meetings with the ambassadors from major European nations last week to ask them to stand together with Beijing against U.S. protectionism, according to four sources familiar with the discussions. (BS)

❖ The Bank of England will raise its key interest rate to 0.75 percent in May, nearly all the 76 economists polled by Reuters said, then add another 25 basis points just before Britain is due to leave the European Union early next year. (BS)

Economic News

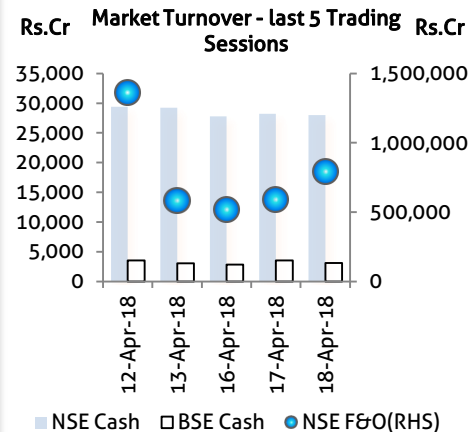
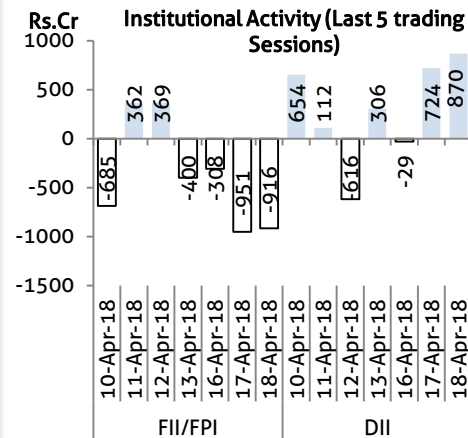
- ❖ The Finance Ministry has invited bids from advisors to help create and launch a debt Exchange Traded Fund (ETF) for PSUs and public sector banks to help them meet their capital expenditure needs. (BS)
- ❖ India has sought consultations with the US under the WTO's safeguard agreement against American authorities' decision to impose import duties on certain steel and aluminium products. (BS)
- ❖ Over 50 million subscribers of retirement fund body EPFO will get an option to increase or decrease investments of their provident fund into stocks through ETF in the current financial year. (BS)
- ❖ Reserve Bank deputy governor NS Vishwanathan raised concerns over the large number of borrowers failing on the one-day default norm, and asked the lenders to take this as a warning indicator warranting action.
- ❖ India's economy will be hit hard by a combination of a global tariff war and the U.S. Federal Reserve's monetary tightening cycle, according to a study by economists at Rabobank International. (BS)
- ❖ The United States government has praised India for buying LNG, oil and coal from it but has offered little business interests in return, at the end of the First Strategic Energy Partnership between the two countries. (BS)
- ❖ Commerce and Industry Minister Suresh Prabhu assured exporters of taking up the issue of GST refund with the finance ministry and said he plans to call a ministerial meeting to discuss export related issues. (ET)
- ❖ India and Sweden signed a joint innovation partnership and agreed on a joint action plan with a seed money of \$ 6 million from here to push PM Narendra Modi's Make in India initiative besides agreeing to work on a security agreement that would enable intelligence sharing. (ET)
- ❖ Concerned about complaints of high-handedness on the part of its officers, the Income Tax Department (ITD) has issued fresh directives, asking them to be courteous when dealing with the taxpayers. (ET)
- ❖ Rising Indonesian coal production and lower Chinese demand have pulled down Indonesian coal prices by 22% over the last 45 days, a trend that augurs well for plants that import fuel. (ET)

Domestic News

- ❖ Domestic air passenger traffic rose to 11.5 million in March 2018, up 28.03 per cent YoY, official data showed. Passenger traffic during the January-March 2018 period grew by 23.87 per cent.
- ❖ India might need 167 fighter jets worth more than Rs1 trillion, the order process for which could be completed in the next 12-18 months. The government has already come out with tender process for 110 fighter jets, and navy also has requirement for another 57 jets.
- ❖ NMDC cuts prices of lump ore and fines by Rs 100 each to Rs 2,900 per tonne and Rs 2,560 per tonne with effect from April 18.
- ❖ Dynamatic Technologies has signed a Memorandum of Understanding with Daher Aerospace, world renowned Aerospace company from France.
- ❖ Wipro Consumer Care is scouting for personal and home care acquisitions in the Middle East, Indonesia, Vietnam, China and India.
- ❖ Bharat Dynamics signed licensing agreement with Defence Research Development Organisation (DROO) for ASTRA MK-1 Weapon System.
- ❖ Radiant Lifecare, the emerging Mumbai-based hospital chain that is backed by buyout firm KKR, is set to submit its bid for Fortis Healthcare.

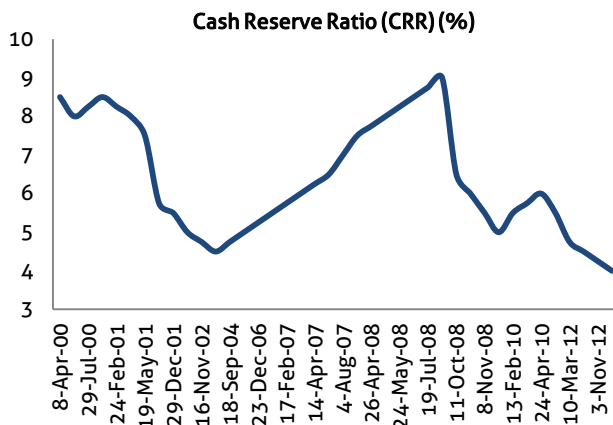
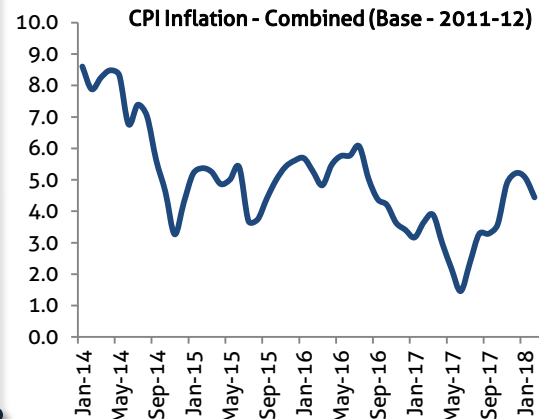
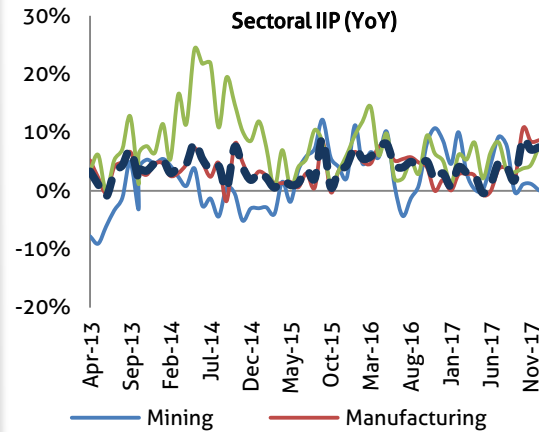
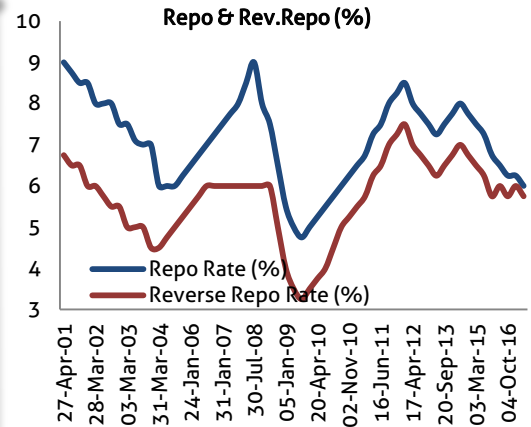
Global Forex	Closing	Chg	% Chg
EUR-USD	1.1256	0.0002	0.02
GBP-USD	1.4196	(0.0004)	95.47
USD-JPY	107.43	0.0019	95.45

Bond Markets	Closing	Chg
10-yr bond	7.63	2.40 bps
Interbank call	5.88	2.68 bps



Domestic News (Cont...)

- ❖ Blackstone, the world's biggest private equity fund, has emerged the frontrunner to buy Kirloskar Oil Engines, the listed flagship company of the \$3.5-billion Kirloskar Group that is in the middle of an escalating family feud.
- ❖ Amtek Auto has signed a share purchase agreement with Nippon Steel and Sumitomo Metal Corporation to sell its stake in its JV company SMI Amtek Crankshaft.
- ❖ IFCI has sought bids from merchant bankers for partial disinvestment of its stake in National Stock Exchange (NSE).
- ❖ Mishra Dhatu Nigam signed two pacts in DefExpo India 2018.
- ❖ GE Shipping takes delivery of secondhand very large gas carrier of about 81,617 cbm; company has also committed to purchase one second-hand medium gas carrier.
- ❖ Lemon Tree Hotels signed three management contract for a hotel each in Rishikesh, Neelkanth and Mussoorie.
- ❖ Mercator says coal mining operations in Indonesia have attained near optimum levels. Further, revenue from third party logistics operations and coal handing has also stabilized.
- ❖ Infibeam Corporation has been awarded the contract for providing Online Marketplace for Skilling Resources from National Skill Development Corporation ("NSDC").
- ❖ Sun Pharmaceuticals unit hiked stake in Ranbaxy Malaysia by 4.93%.
- ❖ Jain Irrigation board approved plan to raise Rs 260 crore loan from World Bank arm.
- ❖ Trigyn Technologies received three IT services contract in U.S.
- ❖ CBI arrests 3 promoters of Diamond Power in Rs 26.54 bn fraud case.
- ❖ Fresh bids have been invited for debt-ridden ABG Shipyard under the insolvency law after lenders rejected an earlier resolution plan, according to a public notice.
- ❖ Maruti Suzuki has attained leadership position in sale of utility vehicles (UVs) in the domestic market in 2017-18, with over 27.5 per cent market share.
- ❖ The Bombay High Court sought NSEL scam accused Jignesh Shah-owned 63 Moons' stand over the Maharashtra government's objection to its plea for de-freezing of its bank accounts.



Bulk Deal - NSE

Date	Security Name	Client Name	Buy/Sell	Traded Qty.	Price
18-Apr-18	Teamlease Services Ltd.	KOTAK FUNDS-INDIA MIDCAP FUND	BUY	582716	2210.0
18-Apr-18	Vakrangee Limited	BALRAM CHAINRAI	BUY	5300000	122.2
18-Apr-18	Dcb Bank Limited	ABU DHABI INVESTMENT AUTHORITY - BEHAVE	BUY	2100000	198.2
18-Apr-18	Huhtamaki PPL Limited	HUHTAVEFA B.V.	BUY	550000	353.6
18-Apr-18	Majesco Limited	ARUN KUMAR MAHESHWARI	SELL	240000	532.5

Bulk Deal - BSE

Date	Security Name	Client Name	Buy/Sell	Traded Qty.	Price
18-Apr-18	TEAMLEASE	GPE (INDIA) LTD	S	113,072	2210.0
18-Apr-18	BESTSTEEL	GURMEET SINGH	S	240,464	147.0
18-Apr-18	GSS	SUNIL AGARWAL	S	215,013	72.8
18-Apr-18	BCP	SURESH PANNALAL JAIN	B	64,900	164.3
18-Apr-18	GAYATRI	VISHWAMURTE TRAD INVEST PE LTD	S	724,163	13.7

Corporate Actions

Scrip Code	Scrip Name	Ex-Date	Purpose	Record Date
507552	FOODSIN	19-Apr-18	Stock Split From Rs.10/- to Rs.1/-	20-Apr-18
536170	KUSHAL	19-Apr-18	Interim Dividend - Rs. - 0.0200	21-Apr-18
506590	PHILIPCARB	19-Apr-18	Stock Split From Rs.10/- to Rs.2/-	20-Apr-18
539148	SHIVALIK	19-Apr-18	Bonus issue 1:4	20-Apr-18
539148	SHIVALIK	19-Apr-18	Stock Split From Rs.10/- to Rs.5/-	20-Apr-18
538181	TFM47FA	19-Apr-18	Dividend On Mutual Fund	20-Apr-18
538181	TFM47FA	19-Apr-18	Redemption of Mutual Fund	20-Apr-18
538183	TFM47FB	19-Apr-18	Redemption of Mutual Fund	20-Apr-18
538184	TFM47FD	19-Apr-18	Redemption of Mutual Fund	20-Apr-18
539620	AINFRA	20-Apr-18	Bonus issue 1:1	23-Apr-18
539620	AINFRA	20-Apr-18	Stock Split From Rs.10/- to Rs.5/-	23-Apr-18
511288	GRUH	23-Apr-18	Dividend - Rs. - 3.3000	-
504959	STOVAC	24-Apr-18	Final Dividend - Rs. - 36.0000	-
500870	CASTROLIND	25-Apr-18	Final Dividend - Rs. - 2.5000	-
538595	GLOSTER	25-Apr-18	Amalgamation	26-Apr-18
532819	MINDTREE	25-Apr-18	Interim Dividend - Rs. - 2.0000	26-Apr-18
534309	NBCC	25-Apr-18	Stock Split From Rs.2/- to Rs.1/-	26-Apr-18
509820	PAPERPROD	25-Apr-18	Dividend - Rs. - 3.0000	-
506373	CITURGIA	26-Apr-18	Stock Split From Rs.10/- to Rs.2/-	30-Apr-18
500123	ELANTAS	26-Apr-18	Dividend - Rs. - 4.5000	-
539686	KPEL	26-Apr-18	Stock Split From Rs.2/- to Rs.1/-	01-May-18
500674	SANOFI	26-Apr-18	Dividend - Rs. - 3.0000	-

Global Economic Calendar

Date	Curr.	Event	Actual	Forecast	Previous
16-Apr-18	GBP	Rightmove House Price Index (MoM)			1.50%
16-Apr-18	USD	NY Empire State Manufacturing Index (Apr)		18.6	22.5
16-Apr-18	USD	Retail Sales (MoM) (Mar)		0.40%	-0.10%
16-Apr-18	USD	Business Inventories (MoM) (Feb)		0.60%	0.60%
16-Apr-18	USD	NAHB Housing Market Index (Apr)		70	70
17-Apr-18	USD	TIC Net Long-Term Transactions (Feb)			62.1B
17-Apr-18	CNY	GDP (YoY) (Q1)		6.70%	6.80%
17-Apr-18	CNY	Industrial Production (YoY) (Mar)		6.20%	7.20%
17-Apr-18	CNY	Retail Sales (YoY) (Mar)		9.90%	9.70%
17-Apr-18	JPY	Industrial Production (MoM) (Feb)			4.10%
17-Apr-18	GBP	Claimant Count Change (Mar)		5.0K	9.2K
17-Apr-18	GBP	Unemployment Rate (Feb)		4.30%	4.30%
17-Apr-18	USD	Building Permits (Mar)		1.328M	1.321M
17-Apr-18	USD	Housing Starts (Mar)		1.269M	1.236M
17-Apr-18	USD	Industrial Production (MoM) (Mar)		0.30%	0.90%
18-Apr-18	JPY	Trade Balance (Mar)		498B	3B
18-Apr-18	GBP	CPI (YoY) (Mar)		2.70%	2.70%
18-Apr-18	GBP	PPI Input (YoY) (Mar)		4.10%	3.40%
18-Apr-18	GBP	PPI Output (YoY) (Mar)		2.40%	2.60%
18-Apr-18	GBP	RPI (YoY) (Mar)		3.60%	3.60%
18-Apr-18	EUR	CPI (YoY) (Mar)		1.40%	1.40%
18-Apr-18	USD	MBA 30-Year Mortgage Rate			4.66%
19-Apr-18	EUR	Current Account n.s.a. (Feb)			12.8B
19-Apr-18	GBP	Retail Sales (YoY) (Mar)		2.00%	1.50%
19-Apr-18	USD	Initial Jobless Claims		230K	233K
19-Apr-18	USD	Philadelphia Fed Manufacturing Index (Apr)		20	22.3
20-Apr-18	JPY	National Core CPI (YoY) (Mar)		0.90%	1.00%
20-Apr-18	EUR	Consumer Confidence (Apr)		-0.3	0.1

Indian Economic Calendar

Date	Curr.	Event	Actual	Forecast	Previous
16-Apr-18	INR	WPI Inflation (YoY) (Mar)		2.58%	2.48%

Research Team

Name	Designation	Email ID	Contact No.
Paras Bothra	President Equity Research	paras@ashikagroup.com	+91 22 6611 1704
Krishna Kumar Agarwal	Equity Research Analyst	krishna.a@ashikagroup.com	+91 33 4036 0646
Partha Mazumder	Equity Research Analyst	partha.m@ashikagroup.com	+91 33 4036 0647
Arijit Malakar	Equity Research Analyst	amalakar@ashikagroup.com	+91 33 4036 0644
Tirthankar Das	Technical & Derivative Analyst	tirthankar.d@ashikagroup.com	+91 33 4036 0645

Ashika Stock Broking Limited ("ASBL") or Research Entity has started its journey in the year 1994 and is engaged in the business of broking services, depository services, distributor of financial products (Mutual fund, IPO & Bonds). This research report has been prepared and distributed by ASBL in the sole capacity of a Research Analyst (Reg No. INZ000169130) of SEBI (Research Analyst) Regulations 2014. ASBL is a wholly owned subsidiary of Ashika Global Securities (P) Ltd., a RBI registered non-deposit taking NBFC Company. Ashika group (details is enumerated on our website www.ashikagroup.com) is an integrated financial service provider inter alia engaged in the business of Investment Banking, Corporate Lending, Commodity Broking, Debt Syndication & Other Advisory Services.

There were no significant and material disciplinary actions against ASBL taken by any regulatory authority during last three years.

Disclosure

ASBL or its associates, its Research Analysts (including their relatives) may have financial interest in the subject company(ies). However, the said financial interest is not limited to having an open stock market position in /acting as advisor to /having a loan transaction with the subject company(ies) apart from registration as clients.

- 1) ASBL or its Research Analysts (including their relatives) do not have any actual / beneficial ownership of 1% or more of securities of the subject company(ies) at the end of the month immediately preceding the date of publication of this report or date of the public appearance. However ASBL's associates may have actual / beneficial ownership of 1% or more of securities of the subject company(ies).
- 2) ASBL or their Research Analysts (including their relatives) do not have any other material conflict of interest at the time of publication of this research report or date of the public appearance. However ASBL's associates might have an actual / potential conflict of interest (other than ownership).
- 3) ASBL or its associates may have received compensation for investment banking, merchant banking, and brokerage services and for other products and services from the subject companies during the preceding 12 months. However, ASBL or its associates or its Research analysts (forming part of Research Desk) have not received any compensation or other benefits from the subject companies or third parties in connection with the research report. Moreover, Research Analysts have not received any compensation from the companies mentioned herein in the past twelve months.
- 4) ASBL or their Research Analysts have not managed or co-managed public offering of securities for the subject company(ies) in the past twelve months. However ASBL's associates may have managed or co-managed public offering of securities for the subject company(ies) in the past twelve months.
- 5) Research Analysts have not served as an officer, director or employee of the companies mentioned in the report.
- 6) Neither ASBL nor its Research Analysts have been engaged in market making activity for the companies mentioned in the report.

Disclaimer

The research recommendation and information herein are solely for the personal information of the authorized recipient and does not construe to be an offer documents or any investment, legal or taxation advice or solicitation of any action based upon it. This report is not for public distribution or use by any person or entity, where such distribution, publication, availability or use would be contrary to law, regulation or subject to any registration or licensing requirement. We will not treat recipients as customer by virtue of their receiving this report. The report is based upon the information obtained from public sources that we consider reliable, but we do not guarantee its accuracy or completeness. ASBL shall not be in anyways responsible for any loss or damage that may arise to any such person from any inadvertent error in the information contained in this report. The recipients of this report should rely on their own investigations.