

Equity	Latest	% Chg	NSE Sect. Indices	Latest	% Chg
Nifty	11552	0.71	NIFTY IT	14996.10	(0.86)
Sensex	38279	0.87	NIFTY BANK	28274.25	0.52
DowJones	25759	0.35	NIFTY 500	9839.75	0.71
Nasdaq	7821	0.06	NIFTY FMCG	32379.40	0.12
Hangseng	27733	0.49	NIFTY INFRA	3177.25	2.75
Shanghai	2731	1.20	NIFTY AUTO	10997.90	1.10
Nikkei	22213	0.06	NIFTY ENERGY	15520.25	1.77
Strait Times	3197	(0.24)	NIFTY PHARMA	9799.15	1.09
Kospi	2266	0.82	Advances / Declines	BSE	NSE
Taiwan	10756	0.54	Advances	1437	1004
FTSE	12331	0.67	Declines	1307	811
CAC	7609	0.65	Unchanged	205	92
DAX	48785	0.99	Total	2949	1907

Nifty Gainers		
Company	Price(Rs)	Chg(%)
LT	1323.05	6.68
TATAMOTORS	270.55	4.76
ONGC	169.00	3.65
TATASTEEL	600.20	3.46
HINDALCO	226.60	3.14

Nifty Losers		
Company	Price(Rs)	Chg(%)
INFY	1388.20	(2.95)
GAIL	378.55	(2.36)
TITAN	923.00	(1.97)
HCLTECH	989.00	(1.40)
LUPIN	870.45	(1.23)

Vol. Shockers	Last Day (Lakh)	2 Wk Avg. (Lakh)	Vol. Ch. (Times)
VADILALIND	0.86	0.1	8
BHARATFIN	3.54	0.5	8
GODREJCP	2.77	0.5	6
TVSMOTOR	21.86	4.0	5
LT	10.90	2.3	5

Indian Forex	Closing	Chg	% Chg
USD/INR	69.762	(0.467)	(0.66)
GBP/INR	88.874	(0.493)	(0.55)
EUR/INR	79.672	(0.300)	(0.37)
JPY/INR	63.090	(0.260)	(0.41)

Precious Metal	Closing	Chg (Rs.)
Gold (Rs/10gm)	29384	70
Silver (Rs/1kg)	36900	0

Commodities	Price	% Chg.
Crude (US\$/BBL)	66.7	1.38
Brent (US\$/BBL)	72.1	0.75
Gold (US/oz)	1200.3	0.69
Silver (US\$/oz)	14.8	0.07
Copper (US\$/MT)	5963.0	2.04
Alum (US\$/MT)	2033.0	1.70
Zinc (US\$/MT)	2382.0	0.93

ADR	Cl. Values	% Chg.
ICICI Bank	9.50	2.20
HDFC Bank	99.50	0.50
Infosys	21.00	0.40
Vedanta Ltd	11.80	4.00
Dr. Deddy's Labs	33.30	1.60
Wipro	5.00	0.40
Tata Motors	17.80	3.50

Market Sensor

U.S. market neared a new record as investors renewed their bets that trade wars and other geopolitical worries wouldn't derail this bull market, which is set to become the longest rally ever this week. Dow Jones Industrial Average was up 0.35% or 89.37 points at 25758.69. Nasdaq Composite was up 0.06% or 4.68 points at 7821.01 Standard & Poor's 500 was up 0.24% or 6.92 points at 2857.05

Indian Equity market hit new record high and gained over half a percent, thanks to supportive global markets and favourable local cues. Moreover, monsoon deficit fall to 8% from earlier 11% and fall in USDINR also boosted the market sentiment. On the sectoral front NIFTY METAL, NIFTY PSU BANKS and NIFTY AUTO outperformed the index. NIFTY IT and NIFTY FMCG underperformed the index. Nifty ended the previous day with a gain of 0.71% or 81.00 points at 11551.75. On Monday's trading session, FIIs sold Rs. 483.04 Cr in cash market and sold Rs.18.61 Cr in derivative segment. Whereas, DII bought net Rs.593.22 Cr in cash segment.

Global News

❖ China's biggest listed state-owned lenders are expected to post modestly higher profits and steady margins for the six months ended June, as government efforts to boost spending and liquidity underpins loan growth.

❖ Britain on Tuesday will call for the European Union to increase sanctions against Russia, saying the bloc had to stand "shoulder to shoulder" with the United States, which hit Moscow with new economic curbs this month. (Reuters)

❖ The British government will set out a new export strategy aimed at boosting exports to 35 percent of gross domestic product, as it looks to increase trade ties with the rest of the world after leaving the European Union. (Reuters)

❖ U.S. businesses have a message for the Trump administration: New tariffs on \$200 billion of Chinese imports will force Americans to pay more for items they use throughout their daily lives, from cradles to first bicycles and wedding dresses to coffins. (Reuters)

❖ Venezuela on Monday slashed five zeros from prices as part of a broad economic plan that President Nicolas Maduro says will tame hyperinflation but critics call another raft of failed socialist policies that will push the chaotic country deeper into crisis. (Reuters)

Economic News

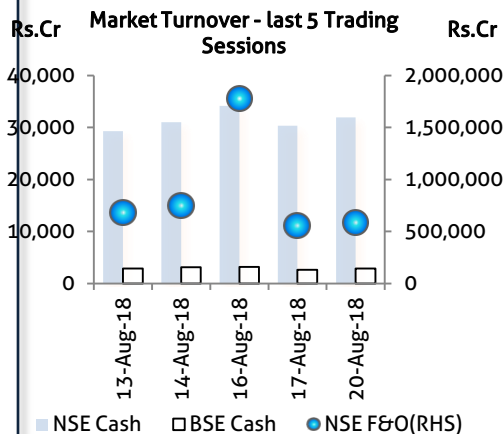
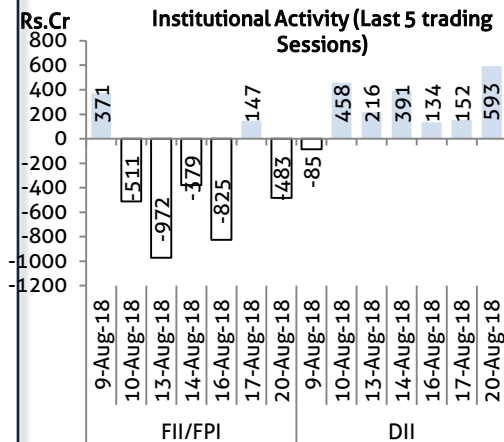
- ❖ A tribunal has allowed a consortium of lenders, led by Standard Chartered Bank, to sell the properties it took as collateral from companies promoted by fugitive Jatin R Mehta and others. (BS)
- ❖ To get investors for its ambitious Coastal Economic Zone (CEZ) scheme, the Ministry of Shipping is pitching for tax concessions on the lines of what is available for special economic zones. (BS)
- ❖ The back series data of GDP released recently by a panel of experts has evoked sharp reactions among political circles and experts. (BS)
- ❖ The net enrolment numbers released by the Employees' Provident Fund Organisation has been revised down by 12.4 per cent for the September-May period, from an earlier estimate of 4.5 million to 3.9 million. (BS)
- ❖ Depreciation of the rupee against the dollar will have limited impact on sovereign ratings of India, even as pressure on the corporate and banking sectors is likely to increase, Fitch Ratings said on Monday. (BS)
- ❖ Credit to MSMEs sector is showing healthy signs of recovery from the impact of demonetisation and goods and services tax (GST), says a study on the Reserve Bank of India (RBI) website. (BS)
- ❖ The Reserve Bank of India (RBI) has asked IL&FS Financial Services to reduce debt exposure in all IL&FS group entities by March 2019, in conformity with the regulations on group debt exposure for non-banking financial companies (NBFCs). (BS)
- ❖ India's current account deficit will widen to 2.5 per cent of the GDP in the current fiscal due to higher oil prices that has been accentuated by rupee depreciation, Moody's and other experts have said. (BS)
- ❖ The government and the Congress sparred on Sunday over conclusions thrown up by the back-series gross domestic product (GDP) figures, provided by a panel, while the Ministry of Statistics and Programme Implementation said the numbers were not official. (BS)
- ❖ India has 42 billion tonnes of oil equivalent (BTOE) reserves, according to a new assessment, done after 22 years. The Mumbai Offshore and Krishna-Godavari basins will continue to hold the key to the country's energy future with the maximum reserves. (BS)

Domestic News

- ❖ FDC received eight observations under Form 483 for its Aurangabad unit from U.S. FDA. The observations pertain to the ophthalmic products being exported to the U.S.
- ❖ CG Power inaugurated its first high-voltage and extra high voltage air insulated switchgear factory at Indonesia owned by PT Crompton Prima Switchgear Indonesia.
- ❖ Manali Petrochemicals has readied a plan to accelerate its growth as it is looking for acquisitions and has strengthened the management team — an increase in revenue from outside India and a better balance between commodities and value-adds.
- ❖ ICICI Lombard has launched India's first Artificial intelligence (AI) based technology to facilitate instant health insurance claims approval.
- ❖ DLF will invest Rs1,250cr in collaboration with Singapore based wealth fund GIC over the next 4 years for a housing project in Central Delhi.
- ❖ Kellogg and Reckitt Benckiser are latest entrants in the race to acquire GSK Healthcare joining Nestle, Unilever, Mondelez and Coca-Cola.

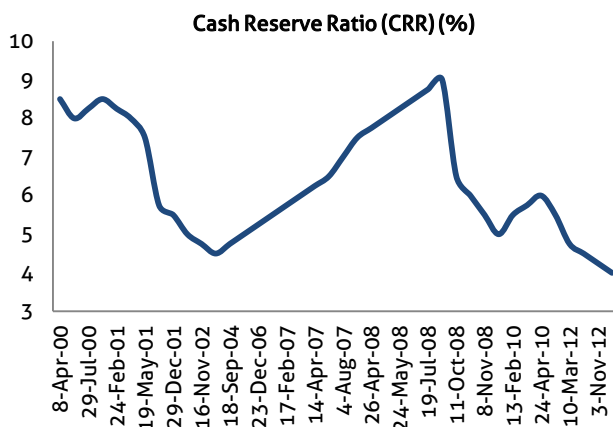
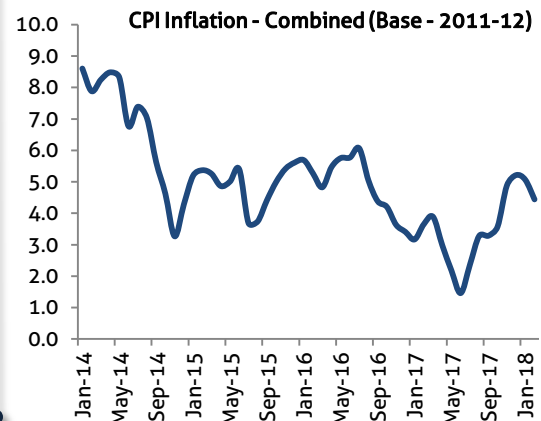
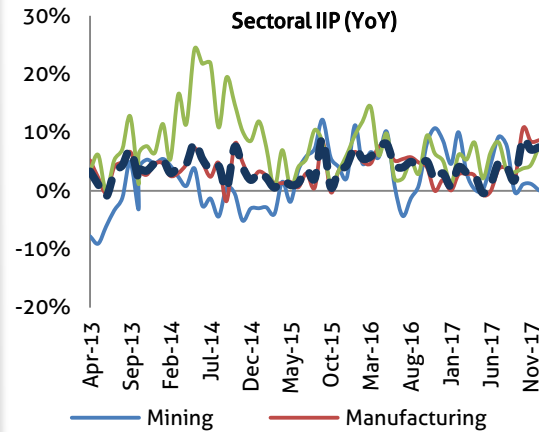
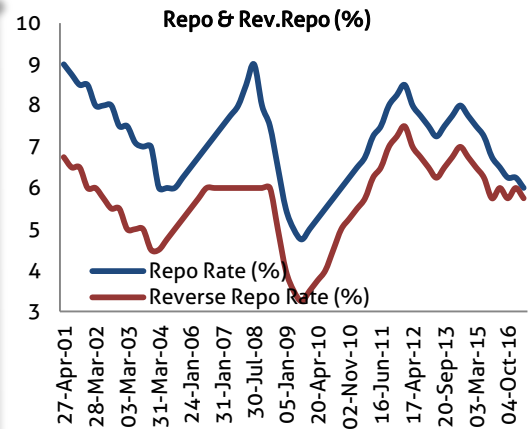
Global Forex	Closing	Chg	% Chg
EUR-USD	1.1520	0.0038	0.33
GBP-USD	109.98	(0.0800)	(0.07)
USD-JPY	1.2824	0.0030	0.23

Bond Markets	Closing	Chg
10-yr bond	7.97	-1.00 bps
Interbank call	6.38	-5.70 bps



Domestic News (Cont...)

- ❖ HCL Technologies shareholders have approved a proposal to buyback shares worth Rs 40 billion (Rs 4,000 crore) at a price of Rs 1,100 per equity share. The board has fixed August 31 as the record date for the buyback offer.
- ❖ Mangalore Chemicals receive approval from Ministry of Environment, Forest and Climate Change (MoEF&CC) for expansion and modernisation of their fertilizer plant.
- ❖ Route Mobile gets Sebi nod for Rs 600 cr IPO.
- ❖ Shipping Corporation of India has successfully delivered an LPG carrier -- Naga Parbat -- to its buyer.
- ❖ Indian Hume Pipe has bagged an order of Rs. 256.19 crores from Tamil Nadu Water Supply & Drainage Board, Coimbatore.
- ❖ Tanla Solutions has acquired 100 per cent stake in Karix Mobile for Rs. 340 crore from GSO Capital Partners, a Blackstone Company.
- ❖ Ratnamani Metals has received two new orders worth around Rs. 155 crore for supply of CS Pipes from the Oil & Gas sector.
- ❖ US-based Simonelli Innovation LLC has sued TCS in a Texas court, alleging TCS wrongfully used its intellectual property and trade secrets to build its own consulting practice.
- ❖ Private equity firm TPG Capital is looking to buy a stake in the frequent-flyer loyalty programme of debt-laden carrier Jet Airways (India) Ltd at \$400 million.
- ❖ Max Estates (realty arm of Max Ventures) set to invest Rs 1,500 crore in office realty.
- ❖ The Reserve Bank of India has asked IL&FS Financial Services to reduce debt exposure in all IL&FS group entities by March 2019, in conformity with the regulations.
- ❖ Even though Reliance Jio has continued its subscriber-adding spree with maximum additions in June, Idea Cellular too has rebounded after losing customers in May.
- ❖ Apollo Tyres production operations at plants in Kerala have been disrupted due to ongoing floods in the state.
- ❖ Reliance Group chairman Anil Ambani has written to Congress president Rahul Gandhi on the Rafale fighter jet deal saying his party has been "misinformed, misdirected and misled" by "malicious vested interests and corporate rivals" on the issue.



Bulk Deal - NSE

Date	Security Name	Client Name	Buy/Sell	Traded Qty.	Price
20-Aug-18	TVS Motor Company Limited	EUROPACIFIC GROWTH FUND	SELL	3406733	519.5
20-Aug-18	Teamlease Services Ltd.	FRANKLIN TEMPLETON INVESTMENT FUNDS	BUY	482400	2645.0
20-Aug-18	Jain Irrigation Systems L	ADROIT FINANCIAL SERVICES PRIVATE LIMITED	SELL	3113126	76.7
20-Aug-18	Newgen Software Tech Ltd	MALABAR INDIA FUND LIMITED	BUY	973770	239.0
20-Aug-18	Justdial Ltd.	SHAASTRA SECURITIES TRADING PRIVATE LIMITED	SELL	352815	588.3

Bulk Deal - BSE

Date	Security Name	Client Name	Buy/Sell	Traded Qty.	Price
20-Aug-18	KDML	AZURA PROJECTS PRIVATE LIMITED .	B	516,000	195.0
20-Aug-18	VADILALIND	ASHISH RAMCHANDRA KACHOLIA	S	56,260	604.1
20-Aug-18	YASHO	VINOD HARILAL JHAVERI	B	126,000	108.0
20-Aug-18	GSS	JHAVERI TRADING AND INVESTMENT PVT LTD	B	88,000	87.8
20-Aug-18	TOYAMIND	KAMAL BABULAL AGARWAL	B	1,528,902	4.9

Corporate Actions

Scrip Code	Scrip Name	Ex-Date	Purpose	Record Date
500101	ARVIND	21-Aug-18	Dividend - Rs. - 2.4000	-
532848	DELTACORP	21-Aug-18	Dividend - Rs. - 1.0000	-
526783	DRAGARWQ	21-Aug-18	Dividend - Rs. - 1.2000	-
505255	GMM	21-Aug-18	Interim Dividend - Rs. - 1.0000	23-Aug-18
509635	HINDCOMPOS	21-Aug-18	Dividend - Rs. - 0.5000	-
530979	INDIAHOME	21-Aug-18	Dividend - Rs. - 0.2000	-
541179	ISEC	21-Aug-18	Final Dividend - Rs. - 3.9000	-
500250	LGBBROSLTD	21-Aug-18	Dividend - Rs. - 4.5000	-
500331	PIDILITIND	21-Aug-18	Dividend - Rs. - 6.0000	-
521163	ZODIACLOTH	21-Aug-18	Dividend - Rs. - 1.0000	-
505665	ABCBEARS	23-Aug-18	Amalgamation	25-Aug-18
505665	ABCBEARS	23-Aug-18	Interim Dividend - Rs. - 0.6250	25-Aug-18
539523	ALKEM	23-Aug-18	Final Dividend - Rs. - 7.0000	24-Aug-18
532382	BALAJITELE	23-Aug-18	Final Dividend - Rs. - 0.4000	-
539399	BELLACASA	23-Aug-18	Final Dividend - Rs. - 0.5000	-
500069	BNKCAP	23-Aug-18	Dividend - Rs. - 1.5000	-
531216	COMFINTE	23-Aug-18	Final Dividend - Rs. - 0.0300	-
531041	COMPEAU	23-Aug-18	Dividend - Rs. - 1.0000	-
532210	CUB	23-Aug-18	Dividend - Rs. - 0.3000	-
505242	DYNAMATECH	23-Aug-18	Interim Dividend - Rs. - 2.0000	24-Aug-18
500495	ESCORTS	23-Aug-18	Final Dividend - Rs. - 0.0300	-
500670	GNFC	23-Aug-18	Dividend - Rs. - 1.0000	-

Global Economic Calendar

Date	Curr.	Event	Actual	Forecast	Previous
21-Aug-18	GBP	Public Sector Net Borrowing (Jul)		-2.30B	4.53B
21-Aug-18	GBP	CBI Industrial Trends Orders (Aug)		9	11
22-Aug-18	JPY	All Industries Activity Index (MoM)			0.10%
22-Aug-18	USD	MBA 30-Year Mortgage Rate			4.81%
22-Aug-18	USD	Existing Home Sales (MoM) (Jul)		1.20%	-0.60%
23-Aug-18	JPY	Manufacturing PMI (Aug)			52.3
23-Aug-18	JPY	Leading Index			105.2
23-Aug-18	EUR	Markit Composite PMI (Aug)		54.3	54.3
23-Aug-18	GBP	CBI Distributive Trades Survey (Aug)		13	20
23-Aug-18	USD	Continuing Jobless Claims		1,731K	1,721K
23-Aug-18	USD	Initial Jobless Claims		215K	212K
23-Aug-18	USD	House Price Index (MoM) (Jun)			0.20%
23-Aug-18	USD	Manufacturing PMI (Aug)		55.1	55.3
23-Aug-18	USD	Services PMI (Aug)		56.2	56
23-Aug-18	USD	New Home Sales (MoM) (Jul)		2.50%	-5.30%
23-Aug-18	EUR	Consumer Confidence (Aug)		-0.7	-0.6
24-Aug-18	JPY	National Core CPI (YoY) (Jul)		0.90%	0.80%
24-Aug-18	USD	Durable Goods Orders (MoM) (Jul)		-0.80%	0.80%

Indian Economic Calendar

Date	Curr.	Event	Actual	Forecast	Previous

Research Team

Name	Designation	Email ID	Contact No.
Paras Bothra	President Equity Research	paras@ashikagroup.com	+91 22 6611 1704
Krishna Kumar Agarwal	Equity Research Analyst	krishna.a@ashikagroup.com	+91 33 4036 0646
Partha Mazumder	Equity Research Analyst	partha.m@ashikagroup.com	+91 33 4036 0647
Arijit Malakar	Equity Research Analyst	amalakar@ashikagroup.com	+91 33 4036 0644
Tirthankar Das	Technical & Derivative Analyst	tirthankar.d@ashikagroup.com	+91 33 4036 0645

Ashika Stock Broking Limited ("ASBL") or Research Entity has started its journey in the year 1994 and is engaged in the business of broking services, depository services, distributor of financial products (Mutual fund, IPO & Bonds). This research report has been prepared and distributed by ASBL in the sole capacity of a Research Analyst (Reg No. INZ000169130) of SEBI (Research Analyst) Regulations 2014. ASBL is a wholly owned subsidiary of Ashika Global Securities (P) Ltd., a RBI registered non-deposit taking NBFC Company. Ashika group (details is enumerated on our website www.ashikagroup.com) is an integrated financial service provider inter alia engaged in the business of Investment Banking, Corporate Lending, Commodity Broking, Debt Syndication & Other Advisory Services.

There were no significant and material disciplinary actions against ASBL taken by any regulatory authority during last three years.

Disclosure

ASBL or its associates, its Research Analysts (including their relatives) may have financial interest in the subject company(ies). However, the said financial interest is not limited to having an open stock market position in /acting as advisor to /having a loan transaction with the subject company(ies) apart from registration as clients.

- ASBL or its Research Analysts (including their relatives) do not have any actual / beneficial ownership of 1% or more of securities of the subject company(ies) at the end of the month immediately preceding the date of publication of this report or date of the public appearance. However ASBL's associates may have actual / beneficial ownership of 1% or more of securities of the subject company(ies).
- ASBL or their Research Analysts (including their relatives) do not have any other material conflict of interest at the time of publication of this research report or date of the public appearance. However ASBL's associates might have an actual / potential conflict of interest (other than ownership).
- ASBL or its associates may have received compensation for investment banking, merchant banking, and brokerage services and for other products and services from the subject companies during the preceding 12 months. However, ASBL or its associates or its Research analysts (forming part of Research Desk) have not received any compensation or other benefits from the subject companies or third parties in connection with the research report. Moreover, Research Analysts have not received any compensation from the companies mentioned herein in the past twelve months.
- ASBL or their Research Analysts have not managed or co-managed public offering of securities for the subject company(ies) in the past twelve months. However ASBL's associates may have managed or co-managed public offering of securities for the subject company(ies) in the past twelve months.
- Research Analysts have not served as an officer, director or employee of the companies mentioned in the report.
- Neither ASBL nor its Research Analysts have been engaged in market making activity for the companies mentioned in the report.

Disclaimer

The research recommendation and information herein are solely for the personal information of the authorized recipient and does not construe to be an offer documents or any investment, legal or taxation advice or solicitation of any action based upon it. This report is not for public distribution or use by any person or entity, where such distribution, publication, availability or use would be contrary to law, regulation or subject to any registration or licensing requirement. We will not treat recipients as customer by virtue of their receiving this report. The report is based upon the information obtained from public sources that we consider reliable, but we do not guarantee its accuracy or completeness. ASBL shall not be in anyways responsible for any loss or damage that may arise to any such person from any inadvertent error in the information contained in this report. The recipients of this report should rely on their own investigations.